

ANNUAL OPERATING BUDGET



FISCAL YEAR 2023-24 ADOPTED





DIRECTORY OF OFFICIALS

City Council



Mayor
Paul S. Leon



Mayor Pro Tem
Debra Porada



Council Member
Alan D. Wapner



Council Member
Jim W. Bowman



Council Member
Ruben Valencia

City of Ontario

Elected Officials

Paul S. Leon.....	Mayor
Alan D. Wapner.....	Mayor Pro Tem
Jim W. Bowman.....	Council Member
Debra Dorst-Porada.....	Council Member
Ruben Valencia.....	Council Member
James R. Milhiser.....	City Treasurer
Sheila Mautz.....	City Clerk

Executive Team

Scott Ochoa.....	City Manager
	Executive Director of the Housing Authority
Darlene Sanchez.....	Assistant City Manager
Ruben Duran.....	City Attorney
Michael Lorenz.....	Police Chief
Ray Gayk.....	Fire Chief
Scott Burton.....	Utilities General Manager
Tito Haes.....	Executive Director Public Works
Scott Murphy.....	Executive Director Community Development
Helen McAlary.....	Executive Director Community Life & Culture
Colin Fernandes.....	Executive Director Information Technology
Armen Harkalyan.....	Executive Director of Finance
Angela Lopez.....	Executive Director Human Resources/Risk Management



PREMIER COMMUNITY OF THE INLAND EMPIRE



City of Ontario
Capital Improvement Program (CIP)
Fiscal Year 2023-24

The City of Ontario develops its Five-Year CIP consistent with the Goals and Objectives established by the Mayor and City Council. The Adopted Five-Year Plan is subject to change during the budget year to reflect fluctuations in City needs and priorities. Projects are included in the CIP based on an assessment of needs and available funding. Projects with limitations on the use of funds are considered on an individual basis, while those without such funding limitations are considered relative to the overall needs of the City. The CIP is used as a planning tool by the City to: (1) identify capital improvement needs and (2) coordinate the financing and timing of those needs in a manner that ensures the most responsible and efficient use of the City's limited resources.

The Five-Year CIP is reviewed annually to allow the Mayor and City Council the opportunity to reassess projects in the program and for effective implementation of the City's immediate Goals and Objectives. The current year of the CIP is the funded portion and is referred to as the Capital Budget, consisting of the planned expenditures for adopted projects in the fiscal year. Projects and expenditures identified in future fiscal years are proposed on a planning basis only and do not receive expenditure authority until they are included in the Adopted Capital Budget for the subject fiscal year.

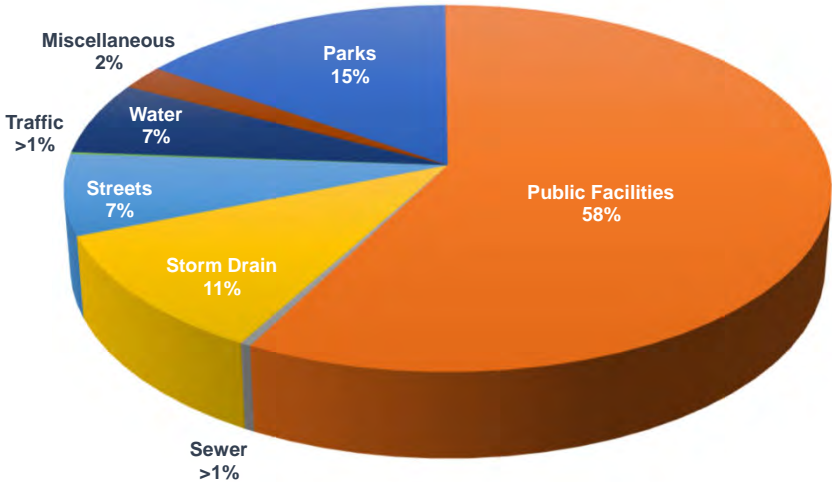
The **Adopted Capital Budget for Fiscal Year 2023-24 is \$181,396,575** for all categories of capital improvement projects across all funds. The amount of \$181,396,575 reflects a significant increase of \$142,307,426 over the previous fiscal year's Capital Budget of \$39,089,149. Of the \$181.4 million adopted CIP for FY 2023-24, approximately \$66.5 million will be funded from the anticipated additional sales tax revenue from Measure Q that was approved by Ontario voters in November 2022. Major projects included in the Adopted Fiscal Year 2023-24 Capital Improvement Program consist of:

- Civic Center Expansion - \$49,500,000
- Parks and Parks Facilities Improvements - \$20,301,877
- Storms Drains - \$19,700,000
- Continuum of Care Campus - \$18,625,000
- Street Projects - \$12,934,000
- Regional Sports Complex - \$12,000,000

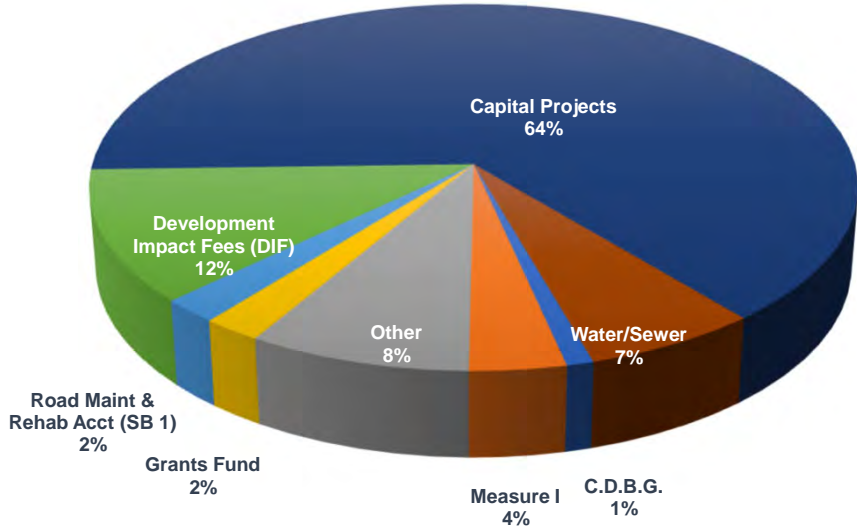
Where applicable, the annual operating cost for each capital project has been incorporated into each project, representing the preliminary estimate for operating and maintenance (O&M) costs. The cost estimates are determined by the department responsible for the project. Actual O&M costs to be budgeted in future years may vary from these initial estimates.

Capital Improvement Program Sources & Uses Summary

USES OF CAPITAL IMPROVEMENT PROGRAM \$181,396,575



SOURCES OF CAPITAL IMPROVEMENT PROGRAM \$181,396,575



**City of Ontario
Fiscal Year 2023-24 Capital Budget Summary**

The Fiscal Year 2023-24 Adopted Capital Budget is summarized by project category and fund below:

Fund/Description	Project Category								
	Parks	Public Facilities	Sewer	Storm Drain	Streets	Traffic	Water	Miscellaneous	Grand Total
Fund 2010 - C.D.B.G.	\$ 175,000	\$ 709,524	\$ -	\$ -	\$ 743,770	\$ 200,000	\$ -	\$ -	\$ 1,828,294
Fund 2210 - Measure I	-	-	-	-	6,550,000	-	-	-	6,550,000
Fund 2310 - Ontario Housing Authority	-	8,625,000	-	-	-	-	-	-	8,625,000
Fund 2400 - Grants Fund	2,000,000	2,000,000	-	-	-	-	-	-	4,000,000
Fund 2520 - Cable Access Fund	-	600,000	-	-	-	-	-	-	600,000
Fund 2530 - Gas Tax	-	-	-	-	362,000	-	-	-	362,000
Fund 2531 - Road Maint & Rehab Acct (SB 1)	-	-	-	-	3,778,230	100,000	-	-	3,878,230
Fund 2650 - Park Impact/Quimby	-	5,000,000	-	-	-	-	-	-	5,000,000
Fund 4010 - Capital Projects	24,817,353	81,848,880	-	8,700,000	1,500,000	-	-	-	116,866,233
Fund 4313 - OMC - Local Adjacent Storm Drain	-	-	-	11,000,000	-	-	-	-	11,000,000
Fund 4314 - OMC Local Adjacent Water	-	-	-	-	-	-	944,518	-	944,518
Fund 4410 - NMC Fire Impact	-	3,725,000	-	-	-	-	-	-	3,725,000
Fund 4412 - NMC Local Adjacent Sewer	-	-	540,000	-	-	-	-	-	540,000
Fund 5011 - Water Capital	-	800,000	-	-	-	-	10,022,300	-	10,822,300
Fund 5111 - Sewer Capital	-	200,000	200,000	-	-	-	700,000	-	1,100,000
Fund 6020 - Information Technology	-	1,705,000	-	-	-	-	-	3,850,000	5,555,000
	\$ 26,992,353	\$ 105,213,404	\$ 740,000	\$ 19,700,000	\$ 12,934,000	\$ 300,000	\$ 11,666,818	\$ 3,850,000	\$ 181,396,575

Capital Improvement Program Summary by Fund

Community Development Block Grant [C.D.B.G] (Fund 2010)

Community Development Block Grants are appropriated by the United States Department of Housing and Urban Development (HUD) for affordable housing, anti-poverty programs, and infrastructure development.

Measure I (Fund 2210)

Measure I is the half-cent sales tax collected throughout San Bernardino County for designated uses, including local streets. The San Bernardino County Transportation Authority (SBCTA) administers Measure I revenues and is responsible for determining which projects receive Measure I funding.

Ontario Housing Authority (Fund 2310)

Accounts for the financial transactions for the Ontario Housing Authority. The Ontario Housing Authority (OHA) is a separate legal entity governed by California State Housing Authority law. OHA was formed on December 2, 1997.

General Fund Grants (Fund 2400)

General Fund Grants are awarded by federal, state, county, and local government agencies, and private agencies.

Cable Access Fund (Fund 2520)

Accounts for the collection of Public, Educational, and Government Access Channels (PEG Channels) franchise fees, per Cable Communications Policy Act of 1984.

Gas Tax (Fund 2530)

Accounts for the financial transactions as prescribed by the State of California Statute on California Streets and Highways, which includes the Highway Users Tax Account (HUTA) and the SB1 Road Maintenance and Rehabilitation Account (RMRA).

Road Maint & Rehab Acct [SB 1] (Fund 2531)

Senate Bill (SB) 1, Chapter 5, Statutes of 2017, created the Road Maintenance and Rehabilitation Program (RMRP) to address deferred maintenance on the State Highway System and the local street and road system, and the Road Maintenance and Rehabilitation Account (RMRA) for the deposit of various funds for the program. The Road Repair and Accountability Act of 2017 (SB1 Beall) provides for allocations of various funds to state and local agencies for transportation purposes. Among those funds are formula-based allocations from the Road Maintenance and Rehabilitation Account (RMRA).

Park Impact/Quimby (Fund 2650)

Accounts for revenues from developer-paid impact fees for the financial transactions associated with the acquisition and development of new parks and the initial purchase and/or installation of equipment in new and existing parks.

General Fund Capital Projects (Fund 4010)

General Fund Capital Projects are typically funded from General Fund bonds, surpluses, and reserves.

Old Model Colony – Local Adjacent Storm Drain (Fund 4313)

Accounts for revenues from developer-paid development impact fees for the construction of storm drain infrastructure projects that serve a local area in the Old Model Colony (OMC) or General City.

Old Model Colony – Local Adjacent Water (Fund 4314)

Accounts for revenues from developer-paid development impact fees for the construction of water infrastructure projects that serve a local area in the Old Model Colony (OMC) or General City.

Ontario Ranch – Fire Impact (Fund 4410)

Accounts for revenues from developer-paid development impact fees for fire prevention activities that the Ontario Ranch – a large development in South Ontario.

Ontario Ranch - Local Adjacent Sewer (Fund 4412)

Accounts for revenues from developer-paid development impact fees for the construction of sewer infrastructure projects that serve a local area in the Old Model Colony (OMC) or General City.

Water Capital (Fund 5011)

The Water Capital Fund receives funding primarily from water utility rate payers. The Water Capital Fund may be used for capital projects related to providing water utility services, such as maintaining and improving the water system distribution infrastructure.

Sewer Capital (Fund 5111)

The Sewer Capital Fund receives funding primarily from sewer utility rate payers. The Sewer Capital Fund may be used for capital projects related to providing sewer utility services, such as maintaining and improving the sewer system infrastructure.

Information Technology (Fund 6020)

Accounts for the operation and maintenance of the City's broadband services and systems, as well as fund the construction of broadband infrastructure projects.

City of Ontario
Capital Improvement Program
Status of Open Projects from Prior Years

Project Number	Project Description	Cost Center	Project Status	Estimated Project Completion	FY2022-23 Current Budget
Parks					
PA1302	Anthony Munoz Community Center Rehab & Park Improvements	Public Works	Complete	Complete	\$ 1,046,740
PA1804	Euclid Ave Monument Sign Replacement	Public Works	Open	July 2027	1,788
PA1903	Skatepark Development	Community Life & Culture	In process	June 2024	1,273,647
PA1904	Ontario Ranch Great Park	Public Works	Open	July 2026	11,187,280
GR_PA2003	Sam Alba Park Restroom Rehab	Public Works	Open	TBD	348,584
PA2201	Parks Pole Replacement	Public Works	Open	June 2024	812,556
PA2202	Parkways Imprvmnt on G Street	Public Works	Open	TBD	426,117
PA2203	City Monument on Benson & Miss	Public Works	Open	TBD	445,757
PA2204	Bon View Park Sporting Field	Public Works	Open	June 2024	143,817
PA2302	Ontario Sports Complex	Public Works	Open	July 2027	53,000,000
Public Facilities					
PF0010	PWA Service Center Renovation	Municipal Utilities Company	Design and Construction Phase	TBD	\$ 2,056,319
PF0501	Office Facility Project	Public Works	Open	June 2024	94,998
PF0506	Fire Station 9	Ontario Fire Department	Ongoing	June 2025	2,033,636
PF0707	City Hall Renovations	Public Works	Open	December 2023	181,424
PF1101	Fire Training Center Tower Expansion	Ontario Fire Department	Ongoing	June 2025	376,017
PF1806	Museum Storage Collections	Community Life & Culture	In process	TBD	3,095
PF1807	CNG Compressor Replacement and Upgrade at Municipal Service Center	Public Works	Open	July 2023	1,263,281
PF1903	Museum Gallery Improvements	Community Life & Culture	In process	TBD	266,155
PF1907	Museum Master Plan (Phase 1C)	Community Life & Culture	In process	December 2023	438,738
PF1908	DeAnza Teen Ctr Improvements	Public Works	Complete	Complete	24,752
PF1909	C-Block Parking Structure	Public Works	Complete	Complete	968,346
PF2001	Fleet Services Shop at PD	Public Works	Open	June 2023	714,998
PF2101	Climatec	Public Works	Open	January 2024	2,653,234
PF2102	Climatec Non Taxable	Public Works	Open	TBD	873,818
PF2103	Climatec - CEC Loan	Public Works	Complete	Complete	2,898,220
PF2104	Roof Replacements	Public Works	Complete	Complete	194,632
PF2201	Police Office Improvements	Ontario Police Department	Open	TBD	118,492
PF2202	Hallway Carpet at Police Dept	Public Works	Complete	Complete	99,717
PF2203	Ovitt Library Roof Restoration	Public Works	Complete	Complete	862,828
PF2206	Ovitt Library Reference Desk	Community Life & Culture	In process	TBD	200,000
PF2205	PD Women's Locker & Gym Expansion	Public Works	Open	TBD	1,751,820
PF2207	Fire Station 1 Relocation & City Hall Expansion	Public Works	Open	July 2025	51,619,141
PF2208	Temporary Fire Station No. 11	Ontario Fire Department	Ongoing	June 2025	2,550,000
PF2301	Interior Paint at Police Dept.	Public Works	Open	August 2023	150,000
PF2302	Renovate PD Train & Traffic	Public Works	Open	TBD	1,158,189
PF2303	Fire Station No. 11	Ontario Fire Department	Ongoing	June 2031	2,812,000
PF2304	Roof Replacement- Armstrong	Public Works	Open	August 2023	232,056
PF2305	Roof Restoration- DeAnza Comm.	Public Works	Open	June 2024	462,944
PF2306	Integrated Waste Weld Shop Imp	Public Works	Open	December 2023	600,000
PF2307	John Galvin Park Snack Bar Reno	Public Works	Open	June 2024	50,000
PF2308	Fire Specialized Storage Facility	Ontario Fire Department	No longer needed	Closed	250,000
PF2309	City Hall Expansion- Parking Structure	Public Works	Open	July 2025	500,000
PF2311	Fire Department Administration Building	Public Works	Open	July 2025	750,000
PF2312	Museum Accreditation Facility Upgrades	Community Life & Culture	Not started	TBD	450,000

**City of Ontario
Capital Improvement Program
Status of Open Projects from Prior Years**

Project Number	Project Description	Cost Center	Project Status	Estimated Project Completion	FY2022-23 Current Budget
Sewers					
SE0402	Sewer Master Plan Update	Municipal Utilities Company	Preliminary Engineering	September 2025	\$ 191,616
SE1701	Archibald Ave Sewer Diversion	Municipal Utilities Company	Design	May 2024	3,169,259
SE1902	N Vineyard Sanitary Sewer Project	Municipal Utilities Company	Design	December 2024	7,433,722
SE1903	Grove Avenue Sewer Project	Municipal Utilities Company	Complete	Complete	396,486
SE2301	Laurel Ave. Sewer Main Improvement	Municipal Utilities Company	Preliminary Design	March 2025	372,500
SE2302	Piemonte Overlay Sewer Improvement	Municipal Utilities Company	Design	July 2024	770,000
Storm Drains					
SM1701_4313	Bon View Avenue Storm Drain	Engineering	Complete	Complete	\$ 279,016
SM2101	San Antonio Ave Storm Drain	Engineering	Design/Environmental	June 2025	3,000,000
SM2201	Easement Drains: City Wide	Public Works	Complete	Complete	287,610
SM2301	Fourth Street Storm Drain	Engineering	Design	March 2026	2,375,158
SM2302	Sultana Avenue Storm Drain	Engineering	Design	March 2025	837,605
Streets					
ST0302	Grove/I10 Interchange-Corridor	Engineering	Environmental	December 2025	\$ 3,796
ST0308	S. Milliken Grade Separation	Engineering	Project Closeout Phase	Project Closeout	15,630,786
ST0711	N. Vineyard Ave Grade Separation	Engineering	Project Closeout Phase	Project Closeout	10,873,057
ST1411	SR60 @ Archibald Interchange	Engineering	Project Closeout Phase	Project Closeout	9,561,861
ST1510	Mountain & Holt Intersec Widen	Community Development	Project Completed	Complete	2,092,135
ST1511	Grove & Holt Intersect Widen	Engineering	Design	December 2024	4,403,731
ST1710	Fourth St Bridge Undercrossing	Engineering	Construction	November 2023	2,898,847
ST1713	Holt Utilities Undergrounding	Engineering	Construction	September 2023	350,530
ST1717	SRTS - ATP Infrac Improv FY17	Engineering	Project Completed	Complete	37,926
ST1914	ATP Cycle 4 Pedestrian Improve	Engineering	Construction Completed; Non-infrastructure Phase	June 2024	1,539,479
ST2004	Bon View Rehab: SR-60/Riversid	Engineering	Complete	Complete	59,432
ST2202_2210	Lytle Creek Loop PavementRehab	Engineering	Complete	Complete	272,611
ST2203_2210	Lytle Creek/Riverside Dr	Engineering	Complete	Complete	74,882
ST2204	Milliken/Jurupa Pavement Rehab	Engineering	Complete	Complete	58,882
ST2205	Alley Rehabilitation Proram	Engineering	Construction	July 2023	300,000
ST2206	Day Creek Pavement Rehab	Community Development	Complete	Complete	29,144
ST2207_2210	Haven Pavement Rehab Creekside/Rivr	Engineering	Complete	Complete	104,301
ST2208_2210	Creekside Pavement Rehab Deer/Lytle	Engineering	Complete	Complete	67,203
ST2209_2210	DeerCreekLoop Pavement Rehab	Community Development	Complete	Complete	351,014
ST2210	Grove Avenue Pavement Rehab	Engineering	Complete	Complete	88,526
ST2211	Guasti Road/Milliken PaveRehab	Engineering	Complete	Complete	75,083
ST2301	Alley Rehab Program: Citywide	Engineering	Construction	July 2023	339,926
ST2302	ATP Cycle 5 - Vine/B Bike Blvd	Engineering	Design	December 2024	57,000
ST2303	Barrington Fourth to Gibraltar	Engineering	Construction Completed; Project Closeout Pending	July 2023	450,000
ST2304	Benson Rehab Holt to 10 Fwy	Engineering	Project Planning Phase	December 2025	700,000
ST2305	Campus Philadelphia St Improve	Engineering	Construction Completed; Project Closeout Pending	July 2023	338,060
ST2306	Campus Rehab Francis to Belmon	Engineering	Construction Completed; Project Closeout Pending	July 2023	808,875
ST2307	Concours Wineville - Barrington	Engineering	Construction Completed; Project Closeout Pending	July 2023	459,453
ST2308	Edison Ave. Widening Feasibility	Engineering	Design	December 2023	191,347
ST2309	Etiwanda Rehab Jurupa to SA	Engineering	Construction Completed; Project Closeout Pending	July 2023	620,591
ST2310	G St Rehab Benson to Mountain	Engineering	Construction Completed; Project Closeout Pending	July 2023	450,000
ST2311	Grove Ave Rehab N and S of R60	Engineering	Construction	July 2023	397,348
ST2312	Phillips Rehab Benson - Magnolia	Engineering	Construction Completed; Project Closeout Pending	July 2023	366,779
ST2313	TDA Article 3 - Bus Stop Pads	Engineering	Design	June 2024	25,000

**City of Ontario
Capital Improvement Program
Status of Open Projects from Prior Years**

Project Number	Project Description	Cost Center	Project Status	Estimated Project Completion	FY2022-23 Current Budget
ST2314	Vineyard Ave. Sidewalk Repair	Engineering	Construction Completed; Project Closeout Pending	July 2023	\$ 43,010
ST2315	Vintage Rehab Mills-Concours	Engineering	Construction Completed; Project Closeout Pending	July 2023	221,555
ST2316	Wineville Rehab Fourth-Concour	Engineering	Construction Completed; Project Closeout Pending	July 2023	250,000
Traffic					
TR0402	Etiwanda/Airport Intersection	Engineering	Construction	December 2024	\$ 1,382,504
GR_TR1701	LED Street Light Conversion	Engineering	Project Completed	Complete	203,473
TR1901	Traffic Signal:McCleve/Merrill	Engineering	Project Completed	Complete	23,545
TR2001	Traffic Signal: Campus/Francis	Engineering	Construction	August 2023	754,754
TR2002	Traffic Signal: Campus/Walnut	Engineering	Construction	August 2023	612,593
TR2301	Traffic Signal: Campus/Mission	Engineering	Design	June 2024	230,000
TR2302	Traffic Signal:Sultana/Mission	Engineering	Design	June 2024	330,000
TR2303	TS Improve:San Antonio/Francis	Engineering	Design	June 2024	440,000
TR2304	TS Improve: San Antonio/State	Engineering	Design	September 2024	800,000
Water					
WA0203	Well Site Land Banking	Municipal Utilities Company	On-going	On-Going	\$ 187,074
WA0205	Facility Site Security Improvement	Municipal Utilities Company	Current phase in Preliminary Engineering	June 2025	650,000
WA0309	Water System Evaluation/Enhanc	Municipal Utilities Company	On-going	On-Going	200,000
WA0406	Water System Planning	Municipal Utilities Company	On-going	On-Going	526,692
WA0801	FY20-21 Water Pipeline Replacement	Municipal Utilities Company	Construction	November 2023	11,739,114
WA1104	Abandon Out-of-Service Wells	Municipal Utilities Company	Construction	August 2023	595,733
WA1401	San Antonio Ave [1212'PZ] (Phase II)	Municipal Utilities Company	Construction	January 2024	16,657,464
WA1502	Euclid Ave Recycled Water System	Municipal Utilities Company	Phased Design and Construction	July 2028	10,314,504
WA1601	AMI Antenna Tower	Municipal Utilities Company	Construction	December 2023	1,709,887
WA1901	Well House Roof Replacement	Municipal Utilities Company	Complete	Complete	80,437
WA1902	Pressure Reducing Station Rehab	Municipal Utilities Company	Construction	November 2023	2,136,113
WA1903	Haven Recycled Water & Pressure Reducing Station	Municipal Utilities Company	Complete	Complete	1,498,638
WA1906	Onsite Chlorine Generate Design	Municipal Utilities Company	Design	October 2025	1,628,135
WA1907	Groundwater Wellhead Treatment (Well 50)	Municipal Utilities Company	Design	July 2024	14,648,259
WA2001	Airport Drive 16" Water Main	Municipal Utilities Company	Complete	Complete	1,500,000
WA2004	Ontario Ranch Phase II WTRM Im	Municipal Utilities Company	Construction	Feburary 2024	11,432,307
WA2005	Palmetto Avenue 12" Water Main	Municipal Utilities Company	Complete	Complete	135,721
WA2201	WM Transit/Emporia/Palm/Laure	Municipal Utilities Company	Funding only pursuant to developer reimbursement agreement	June 2024	845,506
WA2202	1074' Reservoir Overflow Modif	Municipal Utilities Company	Hold	TBD	100,000
WA2203	Potable Water Well Number 53	Municipal Utilities Company	Design	Feburary 2026	500,000
WA2204	Wells Maintenance and Repairs	Municipal Utilities Company	On-going	On-Going	1,314,000
WA2301	Ontario Ranch Phase 2B WM	Municipal Utilities Company	Preliminary Engineering	December 2025	1,575,000
WA2302	Reservoir 925'-1A	Municipal Utilities Company	Preliminary Engineering	December 2025	1,430,352
WA2303	FY22-23 Water Main Improvements	Municipal Utilities Company	Design	October 2024	10,637,500
WA2304	FY23-24 Water Main Improvements	Municipal Utilities Company	Preliminary Design	May 2025	1,000,000
WA2305	Downtown Water Main Improvements	Municipal Utilities Company	Preliminary Design	May 2025	165,000
WA2306	I-10 Corridor Express Lanes	Municipal Utilities Company	Funding only pursuant to Caltrans utility agreement	June 2024	4,089,900
WA9910	New Well No. 43	Municipal Utilities Company	Construction	June 2023	6,793,869

**City of Ontario
Capital Improvement Program
Status of Open Projects from Prior Years**

Project Number	Project Description	Cost Center	Project Status	Estimated Project Completion	FY2022-23 Current Budget
Miscellaneous					
MS_TCAH04	AHSC-Grove Ave Trail Connector	Public Works	Complete	Complete	\$ 29,869
GR_TCUC10	Urban Canopy	Public Works	Complete	Complete	403,746
MS0205	High Speed Telecommunication System	Broadband	In Progress	June 2025	4,315,393
MS_TCAT12	ATP-Mission Blvd Bike & Ped Improvements	Engineering	Design	June 2024	4,332,704
MS1002	Climate Action Plan EIR	Planning	Ongoing	December 2023	155,096
MS2102	CARES Act - Infrastructure	IPA Projects	Complete	Complete	339,571
MS2207	Broadband/Fiber Network Expansion	Broadband	In Progress	June 2025	14,300,307
MS1707	Utility Billing System Upgrade	Information Technology	Complete	Complete	1,259,459
MS1902	Financial System Upgrade	Information Technology	Ongoing	Phase 2, December 2023	3,857,188
MS1903	License Plate Recognition System	Information Technology	Complete	Complete	125,463
MS2202	Police and Fire CAD	Information Technology	Ongoing	December 2023	2,343,744
MS2203	Virtual Server Infrastructure Citywide	Information Technology	Ongoing	June 2023	98,723
MS2208	CityView System Upgrade	Information Technology	Ongoing	December 2023	88,940
MS2210	Neighborhood Preservation	Housing	Complete	Complete	150,000
MS1805	West Euclid Revitalization	Economic Development	In Progress	June 2026	9,083,346
MS2101	Airport EDA Project Area	Economic Development	In Progress	June 2024	1,537,391
MS2104	Redevelopmnt NWC State & Bon View	Economic Development	Complete	Complete	53,764
MS2204	De Anza Sound System Upgrade	Community Life & Culture	Complete	Complete	136,000
MS2205	SnrCntr Sound System Upgrade	Community Life & Culture	Complete	Complete	40,000
MS2303	Vista Verde II	Housing	In Progress	June 2025	9,000,000
MS2209	Art Piece for West Valley Conn	Community Life & Culture	In Progress	December 2025	115,000

City of Ontario
Capital Improvement Program
Summary of Capital Improvement Program by Project Rollup

Project Rollup Summary	FY 2022-23 Current	FY 2023-24 Adopted	FY 2024-25 Recommended	FY 2025-26 Recommended	FY 2026-27 Recommended	FY 2027-28 Recommended	Outer Years	Total
Civic Center Expansion Total	\$ 3,850,000	\$ 49,500,000	\$ 62,250,000	\$ 17,650,000	\$ -	\$ -	\$ -	\$ 133,250,000
Regional Sports Complex Total	56,000,000	12,000,000	132,000,000	64,000,000	64,000,000	34,000,000	222,000,000	584,000,000
Continuum of Care Campus Total	-	16,625,000	10,375,600	8,211,200	-	-	-	35,211,800
Grand Park Total	6,187,280	5,000,000	50,000,000	52,175,000	44,100,000	65,000,000	5,000,000	227,462,280
Downtown Ontario Revitalization Total	-	5,650,000	20,291,222	32,107,222	1,029,952	1,029,952	1,029,952	61,138,300
Municipal Service Center Total	1,023,485	1,000,000	5,000,000	105,000,000	100,000,000	100,000,000	-	312,023,485
Entertainment District / Adept Project Total	3,710,300	-	9,560,000	18,000,000	18,000,000	-	-	49,270,300
Convention Center Total	-	8,500,000	50,000,000	100,000,000	165,000,000	-	-	323,500,000
Parks and Parks Facilities Improvements Total	1,923,647	20,476,877	20,748,000	14,245,000	12,370,000	6,470,000	14,000,000	90,233,524
Golf Course Total	-	-	10,000,000	-	-	-	-	10,000,000
Community Center Improvements Total	285,000	1,040,000	-	-	800,000	200,000	-	2,325,000
Library Branch Total	-	-	5,400,000	3,800,000	6,711,000	2,555,552	6,544,448	25,011,000
Museum Total	-	3,000,000	3,000,000	6,000,000	500,000	500,000	-	13,000,000
Public Safety Total	2,812,000	7,708,880	4,475,000	3,572,000	-	-	-	18,567,880
Information Technology Total	-	5,555,000	8,355,000	5,930,000	1,800,000	850,000	500,000	22,990,000
Broadband Expansion Total	-	-	-	-	-	-	116,000,000	116,000,000
Holt Corridor Acquisitions Total	-	-	30,950,000	-	-	-	-	30,950,000
Storms Drains Total	3,837,605	19,700,000	18,760,000	21,700,000	21,800,000	16,000,000	-	101,797,605
Sewer Projects Total	7,806,222	740,000	8,855,389	5,000,000	4,420,000	-	-	26,821,611
Street Projects Total	4,640,347	12,934,000	12,602,000	20,912,000	10,822,000	9,347,000	-	71,257,347
Traffic Projects Total	-	300,000	525,000	1,225,000	1,225,000	1,525,000	-	4,800,000
Water Main Improvements Total	4,212,500	6,100,000	15,575,000	8,126,000	13,376,000	12,468,750	6,468,750	66,327,000
Water Projects Total	16,593,384	5,566,818	18,421,678	114,500,000	34,500,000	39,750,000	-	229,331,880
Grand Total	\$ 112,881,770	\$ 181,396,575	\$ 497,143,889	\$ 602,153,422	\$ 500,453,952	\$ 289,696,254	\$ 371,543,150	\$ 2,555,269,012

City of Ontario
Capital Improvement Program
Summary of Capital Improvement Program by Project Rollup

Project Rollup	Funding Source	CIP Type	FY 2022-23 Current	FY 2023-24 Adopted	FY 2024-25 Recommended	FY 2025-26 Recommended	FY 2026-27 Recommended	FY 2027-28 Recommended	Outer Years	Total
Civic Center Expansion										
Civic Center Expansion - Fire Admin Building at Fire Station No. 3	2022 Bond/ Capital Projects	Public Facilities	\$ 750,000	\$ 13,250,000	\$ 17,500,000	\$ -	\$ -	\$ -	\$ -	\$ 31,500,000
Civic Center Expansion - Fire Station No. 1	2022 Bond/ Capital Projects	Public Facilities	2,000,000	13,250,000	11,750,000	-	-	-	-	27,000,000
Civic Center Expansion - Parking Structure	2022 Bond/ Capital Projects	Public Facilities	500,000	18,000,000	15,000,000	-	-	-	-	33,500,000
Civic Center Expansion - Annex Admin Building	2022 Bond/ Capital Projects	Public Facilities	600,000	5,000,000	18,000,000	17,400,000	-	-	-	41,000,000
Page One Café at Ovitt Family Community Library Remodel	Measure Q	Public Facilities	-	-	-	250,000	-	-	-	250,000
Civic Center Expansion Total			\$ 3,850,000	\$ 49,500,000	\$ 62,250,000	\$ 17,650,000	\$ -	\$ -	\$ -	\$ 133,250,000
Regional Sports Complex										
Regional Sports Complex - Acquisition (52 acres)	2023 Bond	Parks	\$ 52,000,000	\$ -	\$ -	\$ -	\$ -	\$ -	\$ -	\$ 52,000,000
Regional Sports Complex - Acquisition (60 acres, 10 years)	Measure Q	Parks	3,000,000	12,000,000	12,000,000	12,000,000	12,000,000	12,000,000	57,000,000	120,000,000
Regional Sports Complex - Acquisition (31 acres)	Measure Q	Parks	-	-	35,000,000	-	-	-	-	35,000,000
Regional Sports Complex - Acquisition (37 acres)	2023 Bond	Parks	-	-	40,000,000	-	-	-	-	40,000,000
Regional Sports Complex - Design and Construction	Measure Q	Parks	1,000,000	-	45,000,000	52,000,000	52,000,000	22,000,000	165,000,000	337,000,000
Regional Sports Complex Total			\$ 56,000,000	\$ 12,000,000	\$ 132,000,000	\$ 64,000,000	\$ 64,000,000	\$ 34,000,000	\$ 222,000,000	\$ 584,000,000
Continuum of Care Campus										
West Mission Campus - Temporary Access Center and Housing Shelter	Measure Q	Public Facilities	\$ -	\$ 5,000,000	\$ 2,270,000	\$ -	\$ -	\$ -	\$ -	\$ 7,270,000
Continuum of Care Campus (Holt Blvd)	Measure Q	Public Facilities	-	3,000,000	8,105,600	8,211,200	-	-	-	19,316,800
Affordable Housing/Veteran Housing (Mission/Mountain) Acquisition (Affordability In-Lieu)	Other Funds	Public Facilities	-	8,625,000	-	-	-	-	-	8,625,000
Continuum of Care Campus Total			\$ -	\$ 16,625,000	\$ 10,375,600	\$ 8,211,200	\$ -	\$ -	\$ -	\$ 35,211,800
Grand Park										
Grand Park Phase 1	DIF Funds	Public Facilities	\$ 6,187,280	\$ 5,000,000	\$ 50,000,000	\$ 50,000,000	\$ -	\$ -	\$ -	\$ 111,187,280
Grand Park - Community Center	Measure Q	Public Facilities	-	-	-	725,000	15,000,000	20,000,000	-	35,725,000
Grand Park - Library Branch	Measure Q	Public Facilities	-	-	-	725,000	13,500,000	45,000,000	5,000,000	64,225,000
South Ontario Police Substation	Measure Q	Public Facilities	-	-	-	725,000	15,600,000	-	-	16,325,000
Grand Park Phase 2 - Acquisition*	DIF Funds	Public Facilities	-	-	-	-	-	-	-	TBD
Grand Park - Lakes*	DIF Funds	Public Facilities	-	-	-	-	-	-	-	TBD
Grand Park Total			\$ 6,187,280	\$ 5,000,000	\$ 50,000,000	\$ 52,175,000	\$ 44,100,000	\$ 65,000,000	\$ 5,000,000	\$ 227,462,280
Downtown Ontario Revitalization										
Granada Theater	2023 Bond/ Capital Projects	Public Facilities	\$ -	\$ 3,550,000	\$ 15,000,000	\$ -	\$ -	\$ -	\$ -	\$ 18,550,000
Public Parking Structure (200 West B Street) Acquisition	2023 Bond	Public Facilities	-	2,100,000	-	-	-	-	-	2,100,000
Beverly Hotel Acquisition	Econ Dev Fund	Miscellaneous	-	-	3,150,000	-	-	-	-	3,150,000
Historic Euclid Avenue Restoration	Measure Q	Parks	-	-	2,041,222	32,107,222	1,029,952	1,029,952	1,029,952	37,238,300
The Vault - Museum Space (Office/Meeting Space/Exhibit)	Capital Projects	Public Facilities	-	-	100,000	-	-	-	-	100,000
Downtown Parking Structures (D Block, West Side of Euclid, Southwest Area)*	Capital Projects	Public Facilities	-	-	-	-	-	-	-	TBD
Downtown Ontario Revitalization Total			\$ -	\$ 5,650,000	\$ 20,291,222	\$ 32,107,222	\$ 1,029,952	\$ 1,029,952	\$ 1,029,952	\$ 61,138,300

City of Ontario
Capital Improvement Program
Summary of Capital Improvement Program by Project Rollup

Project Rollup	Funding Source	CIP Type	FY 2022-23 Current	FY 2023-24 Adopted	FY 2024-25 Recommended	FY 2025-26 Recommended	FY 2026-27 Recommended	FY 2027-28 Recommended	Outer Years	Total
Municipal Service Center (Public Works & OMUC)										
Municipal Service Center Improvements	Other Funds	Public Facilities	\$ 1,023,485	\$ 1,000,000	\$ 1,000,000	\$ 1,000,000	\$ -	\$ -	\$ -	\$ 4,023,485
Municipal Services Center Relocation	Measure Q	Public Facilities	-	-	4,000,000	104,000,000	100,000,000	100,000,000	-	308,000,000
Municipal Service Center Total			\$ 1,023,485	\$ 1,000,000	\$ 5,000,000	\$ 105,000,000	\$ 100,000,000	\$ 100,000,000	\$ -	\$ 312,023,485
Entertainment District / Adept Project										
Arena Entertainment District - Triangle Piemonte Property Acquisition**	Econ Dev Fund	Public Facilities	\$ 2,940,300	\$ -	\$ -	\$ -	\$ -	\$ -	\$ -	\$ 2,940,300
Arena Entertainment District - Parking Structure #1	Capital Projects	Public Facilities	-	-	4,060,000	18,000,000	18,000,000	-	-	40,060,000
Arena Entertainment District - Police Department Storefront	Measure Q	Public Facilities	-	-	2,000,000	-	-	-	-	2,000,000
Piemonte Overlay Sewer Improvements	DIF Funds	Sewer	770,000	-	3,500,000	-	-	-	-	4,270,000
Arena Entertainment District - Parking Structure #2*	Measure Q	Public Facilities	-	-	-	-	-	-	-	TBD
Arena Entertainment District - Performing Arts Center*	Measure Q	Public Facilities	-	-	-	-	-	-	-	TBD
Arena Entertainment District - Plazas (East/West)*	Measure Q	Public Facilities	-	-	-	-	-	-	-	TBD
Entertainment District / Adept Project Total			\$ 3,710,300	\$ -	\$ 9,560,000	\$ 18,000,000	\$ 18,000,000	\$ -	\$ -	\$ 49,270,300
Convention Center										
Convention Center Parking Facility Acquisition	Measure Q	Public Facilities	\$ -	\$ 8,500,000	\$ -	\$ -	\$ -	\$ -	\$ -	\$ 8,500,000
Convention Center Expansion*	Measure Q	Public Facilities	-	-	50,000,000	100,000,000	165,000,000	-	-	315,000,000
Convention Center Total			\$ -	\$ 8,500,000	\$ 50,000,000	\$ 100,000,000	\$ 165,000,000	\$ -	\$ -	\$ 323,500,000
Parks and Parks Facilities Improvements										
ADA Concrete Ramp Construction	Other Funds	Parks	\$ -	\$ 175,000	\$ -	\$ -	\$ -	\$ -	\$ -	\$ 175,000
Anthony Munoz Concession Stand, Restrooms, and Community Center Gym	Measure Q	Public Facilities	-	650,000	4,650,000	-	-	-	-	5,300,000
Bon View Park Playground Replacement	Measure Q	Parks	-	400,000	-	-	-	-	-	400,000
Celebration Park North Improvements	Measure Q	Parks	-	500,000	-	-	-	-	-	500,000
De Anza Park Improvements	Measure Q	Parks	1,273,647	5,476,353	4,480,000	-	-	-	-	11,230,000
De Anza Park Lighting Improvements (Grant Funded)	Other Funds	Public Facilities	-	2,000,000	-	-	-	-	-	2,000,000
Fence Replacement at Schimmel Dog Park and Grand Park	Measure Q	Parks	-	126,000	-	90,000	-	-	-	216,000
Homer F. Briggs Park Improvements	Measure Q	Parks	-	615,000	-	-	400,000	-	-	1,015,000
John Galvin Park Facilities Improvements	Measure Q/ Other Funds	Public Facilities	650,000	1,625,000	-	-	-	-	-	2,275,000
John Galvin Park Improvements	Measure Q	Parks	-	800,000	380,000	3,000,000	2,000,000	-	-	6,180,000
Mission Blvd Median Improvements - Phase 2 (Grant Funded)	Other Funds	Parks	-	2,000,000	-	-	-	-	-	2,000,000
Ontario Town Square Park Green Room and Restroom Improvements	Measure Q	Parks	-	-	2,000,000	-	-	-	-	2,000,000
Sam Alba Park Restroom Renovation	Other Funds	Public Facilities	-	709,524	-	-	-	-	-	709,524
South Bon View Park Field Lights Upgrades	Measure Q	Parks	-	300,000	-	-	-	-	-	300,000
Vineyard Park Improvements	Measure Q	Parks	-	100,000	2,000,000	3,500,000	-	270,000	-	5,870,000
Game Shacks at Various Park Locations	Measure Q	Parks	-	2,000,000	-	1,000,000	-	-	-	3,000,000
George Gibbs Park Improvements	Measure Q	Parks	-	2,500,000	-	-	-	-	-	2,500,000
Haven and Mission Underpass Landscape Renovation	Capital Projects	Parks	-	-	681,000	-	-	-	-	681,000
Homer F. Briggs Park Snack Bar and Restroom Upgrades	Measure Q	Public Facilities	-	500,000	500,000	-	-	-	-	1,000,000
James R. Bryant Park Improvements	Measure Q	Parks	-	-	335,000	-	-	-	-	335,000

City of Ontario
Capital Improvement Program
Summary of Capital Improvement Program by Project Rollup

Project Rollup	Funding Source	CIP Type	FY 2022-23 Current	FY 2023-24 Adopted	FY 2024-25 Recommended	FY 2025-26 Recommended	FY 2026-27 Recommended	FY 2027-28 Recommended	Outer Years	Total
Jay Littleton Ball Field Upgrades	Measure Q	Public Facilities	\$ -	\$ -	\$ 4,500,000	\$ -	\$ -	\$ -	\$ -	\$ 4,500,000
John Galvin Park Community Center Master Plan	Measure Q	Parks	-	-	200,000	3,200,000	6,000,000	6,000,000	-	15,400,000
Mountain View Elementary Playground and Rubber Surface Installation	Measure Q	Parks	-	-	372,000	-	-	-	-	372,000
Ontario Motor Speedway Park Field & Lighting Upgrades	Capital Projects	Parks	-	-	650,000	-	-	-	-	650,000
Centennial Park Playground and Rubber Surface Installation	Capital Projects	Parks	-	-	-	505,000	-	-	-	505,000
Cypress Park Playground and Rubber Surface Installation	Capital Projects	Parks	-	-	-	450,000	-	-	-	450,000
Del Rancho Park Improvements	Measure Q	Parks	-	-	-	1,000,000	2,010,000	-	-	3,010,000
West Cucamonga Trail Improvements	Measure Q	Parks	-	-	-	1,500,000	1,500,000	-	-	3,000,000
Ranch Park Playground and Rubber Surface Installation	Measure Q	Parks	-	-	-	-	460,000	-	-	460,000
Creekside Park Master Plan	Measure Q	Parks	-	-	-	-	-	200,000	-	200,000
Vineyard Park Community Center*	Measure Q	Public Facilities	-	-	-	-	-	-	14,000,000	14,000,000
Parks and Parks Facilities Improvements Total			\$ 1,923,647	\$ 20,476,877	\$ 20,748,000	\$ 14,245,000	\$ 12,370,000	\$ 6,470,000	\$ 14,000,000	\$ 90,233,524
<u>Golf Course</u>										
Whispering Lakes Golf Course Renovation	Measure Q	Public Facilities	\$ -	\$ -	\$ 10,000,000	\$ -	\$ -	\$ -	\$ -	\$ 10,000,000
Golf Course Total			\$ -	\$ -	\$ 10,000,000	\$ -	\$ -	\$ -	\$ -	\$ 10,000,000
<u>Community Center Improvements</u>										
Armstrong Community Center Roof Restoration	Capital Projects	Public Facilities	\$ 285,000	\$ 840,000	\$ -	\$ -	\$ -	\$ -	\$ -	\$ 1,125,000
Dorothy A. Quesada Community Center Roof Replacement	Measure Q	Public Facilities	-	200,000	-	-	-	-	-	200,000
Armstrong Community Center Renovation	Measure Q	Public Facilities	-	-	-	-	800,000	200,000	-	1,000,000
Community Center Improvements Total			\$ 285,000	\$ 1,040,000	\$ -	\$ -	\$ 800,000	\$ 200,000	\$ -	\$ 2,325,000
<u>Library Branch</u>										
Library Branch - 6th Street and Grove Avenue	DIF Funds	Public Facilities	\$ -	\$ -	\$ -	\$ 2,000,000	\$ 2,100,000	\$ 1,555,552	\$ 6,544,448	\$ 12,200,000
Library Branch - Mission & Mountain	DIF Funds	Public Facilities	-	-	5,400,000	1,800,000	4,000,000	1,000,000	-	12,200,000
Satellite Library - Homer Briggs Park	Measure Q	Public Facilities	-	-	-	-	611,000	-	-	611,000
Library Branch Total			\$ -	\$ -	\$ 5,400,000	\$ 3,800,000	\$ 6,711,000	\$ 2,555,552	\$ 6,544,448	\$ 25,011,000
<u>Museum</u>										
Ontario Museum of History and Art Master Plan	Measure Q	Public Facilities	\$ -	\$ 3,000,000	\$ 3,000,000	\$ 6,000,000	\$ -	\$ -	\$ -	\$ 12,000,000
Museum Off-Site Storage/Research Facility	Capital Projects	Public Facilities	-	-	-	-	500,000	-	-	500,000
Public Art in the Garden (Museum Courtyard) (Public Art Fund)	Capital Projects	Public Facilities	-	-	-	-	-	300,000	-	300,000
Thunderbird Exhibit Reinstallation (Museum Exterior Grounds) (Public Art Fund)	Capital Projects	Public Facilities	-	-	-	-	-	200,000	-	200,000
Museum Total			\$ -	\$ 3,000,000	\$ 3,000,000	\$ 6,000,000	\$ 500,000	\$ 500,000	\$ -	\$ 13,000,000

City of Ontario
Capital Improvement Program
Summary of Capital Improvement Program by Project Rollup

Project Rollup	Funding Source	CIP Type	FY 2022-23 Current	FY 2023-24 Adopted	FY 2024-25 Recommended	FY 2025-26 Recommended	FY 2026-27 Recommended	FY 2027-28 Recommended	Outer Years	Total
Public Safety										
Ontario Ranch Fire Station No. 11 Acquisition and Design	DIF Funds	Public Facilities	\$ 2,812,000	\$ 3,725,000	\$ -	\$ -	\$ -	\$ -	\$ -	\$ 6,537,000
Forensics Evidence Processing Room	Measure Q	Public Facilities	-	120,000	-	-	-	-	-	120,000
National Integrated Ballistic Information Network (NIBIN) Software/Workstation/Area 2109	Measure Q	Public Facilities	-	437,480	-	-	-	-	-	437,480
Police Department Media Room	Other Funds	Public Facilities	-	600,000	600,000	-	-	-	-	1,200,000
Real Time Information Center (RTIC)	Measure Q	Public Facilities	-	2,826,400	3,000,000	1,500,000	-	-	-	7,326,400
Tactical Defense Room Soundproofing	Capital Projects	Public Facilities	-	-	875,000	-	-	-	-	875,000
Internet Crimes Against Children (ICAC) Bureau Expansion	DIF Funds	Public Facilities	-	-	-	1,500,000	-	-	-	1,500,000
Air Support Office Build Out and Epoxy Floors for Hangar	Capital Projects	Public Facilities	-	-	-	450,000	-	-	-	450,000
Police Department Property Room and Loading Floor Epoxy	Capital Projects	Public Facilities	-	-	-	122,000	-	-	-	122,000
Public Safety Total			\$ 2,812,000	\$ 7,708,880	\$ 4,475,000	\$ 3,572,000	\$ -	\$ -	\$ -	\$ 18,567,880
Information Technology										
Audio/Video Equipment Upgrades for City Conference Rooms	Other Funds	Public Facilities	\$ -	\$ 180,000	\$ 180,000	\$ 180,000	\$ -	\$ -	\$ -	\$ 540,000
City Facilities Notification, Emergency and Overhead Paging System	Other Funds	Public Facilities	-	500,000	500,000	-	-	-	-	1,000,000
Citywide Camera Refresh and Expansion	Other Funds	Public Facilities	-	600,000	600,000	600,000	-	-	-	1,800,000
Citywide Wi-Fi Expansion and Refresh	Other Funds	Public Facilities	-	225,000	225,000	-	-	-	-	450,000
Community Development Land Management System Replacement (Accela)	Other Funds	Miscellaneous	-	1,000,000	750,000	950,000	200,000	-	-	2,900,000
Fire Computer Aided Dispatch Replacement	Other Funds	Miscellaneous	-	1,250,000	750,000	500,000	-	-	-	2,500,000
Multicarrier Distributed Antennae Systems	Other Funds	Public Facilities	-	200,000	200,000	-	-	-	-	400,000
Police Computer Aided Dispatch Replacement	Other Funds	Miscellaneous	-	1,250,000	750,000	500,000	-	-	-	2,500,000
Replace Virtual Server Platform Servers (VxRail)	Other Funds	Miscellaneous	-	350,000	350,000	350,000	350,000	350,000	-	1,750,000
Modernize Desktop and Device Management and Deployment (Citywide)	Other Funds	Miscellaneous	-	-	1,300,000	1,100,000	-	-	-	2,400,000
OMUC Customer Information System (CIS) Replacement	Other Funds	Miscellaneous	-	-	2,500,000	1,500,000	1,000,000	500,000	500,000	6,000,000
Public Work's Work Order Management Upgrade	Other Funds	Miscellaneous	-	-	250,000	250,000	250,000	-	-	750,000
Information Technology Total			\$ -	\$ 5,555,000	\$ 8,355,000	\$ 5,930,000	\$ 1,800,000	\$ 850,000	\$ 500,000	\$ 22,990,000
Broadband Expansion										
Broadband Expansion*	Measure Q/ Other Funds	Miscellaneous	\$ -	\$ -	\$ -	\$ -	\$ -	\$ -	\$ 116,000,000	\$ 116,000,000
Broadband Expansion Total			\$ -	\$ -	\$ -	\$ -	\$ -	\$ -	\$ 116,000,000	\$ 116,000,000
Holt Corridor Acquisitions										
Holt Corridor (Bon View and Holt) Acquisition	Econ Dev Fund	Miscellaneous	\$ -	\$ -	\$ 6,500,000	\$ -	\$ -	\$ -	\$ -	\$ 6,500,000
Holt Corridor (Campus and Holt) Acquisition	Econ Dev Fund	Miscellaneous	-	-	2,250,000	-	-	-	-	2,250,000
Holt Corridor (Grove and Holt) Acquisition	Econ Dev Fund	Miscellaneous	-	-	20,000,000	-	-	-	-	20,000,000
Holt Corridor (Sultana and Holt) Acquisition	Econ Dev Fund	Miscellaneous	-	-	2,200,000	-	-	-	-	2,200,000
Holt Corridor Acquisitions Total			\$ -	\$ -	\$ 30,950,000	\$ -	\$ -	\$ -	\$ -	\$ 30,950,000

City of Ontario
Capital Improvement Program
Summary of Capital Improvement Program by Project Rollup

Project Rollup	Funding Source	CIP Type	FY 2022-23 Current	FY 2023-24 Adopted	FY 2024-25 Recommended	FY 2025-26 Recommended	FY 2026-27 Recommended	FY 2027-28 Recommended	Outer Years	Total
Storm Drains										
San Antonio Avenue Storm Drain	Measure Q/ DIF Funds	Storm Drain	\$ 3,000,000	\$ 11,000,000	\$ 9,360,000	\$ -	\$ -	\$ -	\$ -	\$ 23,360,000
Sultana Avenue/J Street Storm Drain and Street Improvements	Measure Q/ Other Funds	Storm Drain	837,605	7,000,000	4,000,000	-	-	-	-	11,837,605
Easement and Storm Drain Pipe Replacement	Measure Q	Storm Drain	-	1,700,000	-	-	-	-	-	1,700,000
Campus Avenue Storm Drain	Measure Q	Storm Drain	-	-	400,000	6,400,000	2,500,000	-	-	9,300,000
Cucamonga Avenue Storm Drain	Measure Q	Storm Drain	-	-	-	150,000	2,250,000	1,000,000	-	3,400,000
Grove Avenue Storm Drain	Measure Q	Storm Drain	-	-	-	150,000	2,050,000	1,000,000	-	3,200,000
Storm Drains - Phase 2*	Measure Q	Storm Drain	-	-	5,000,000	15,000,000	15,000,000	14,000,000	-	49,000,000
Storms Drains Total			\$ 3,837,605	\$ 19,700,000	\$ 18,760,000	\$ 21,700,000	\$ 21,800,000	\$ 16,000,000	\$ -	\$ 101,797,605
Sewer Projects										
Carpenter Avenue Trunk Sewer	DIF Funds	Sewer	\$ -	\$ 540,000	\$ 4,923,139	\$ -	\$ -	\$ -	\$ -	\$ 5,463,139
FY 2024-25 Sewer Main Lining Improvements	Other Funds	Sewer	-	200,000	1,500,000	1,500,000	-	-	-	3,200,000
Laurel Avenue (G Street to Holt Boulevard) Sewer Main Improvements	Other Funds	Sewer	372,500	-	2,432,250	-	-	-	-	2,804,750
North Vineyard Avenue Sanitary Sewer Project	Other Funds	Sewer	7,433,722	-	-	3,500,000	4,420,000	-	-	15,353,722
Sewer Projects Total			\$ 7,806,222	\$ 740,000	\$ 8,855,389	\$ 5,000,000	\$ 4,420,000	\$ -	\$ -	\$ 26,821,611
Street Projects										
Active Transportation Program (ATP) Cycle 5 - Vine Ave/ B St Bike Blvd	Other Funds	Streets	\$ 4,449,000	\$ 952,000	\$ -	\$ -	\$ -	\$ -	\$ -	\$ 5,401,000
Alley Rehabilitation Program	Other Funds	Streets	-	810,000	500,000	500,000	500,000	500,000	-	2,810,000
Annual Maintenance Slurry Seal, Cape Seal and CDBG Pavement Management	Other Funds	Streets	-	1,897,000	1,897,000	1,897,000	1,897,000	1,897,000	-	9,485,000
Bon View Avenue Pavement Rehabilitation	Other Funds	Streets	-	350,000	-	-	-	350,000	-	700,000
Chino Avenue Pavement Rehabilitation	Other Funds	Streets	-	350,000	-	-	-	-	-	350,000
Dupont Avenue Pavement Rehabilitation (Greystone Dr to end)	Other Funds	Streets	-	150,000	-	-	-	-	-	150,000
Edison Avenue and Ontario Ranch Road Widening Project	Measure Q/ Other Funds	Streets	191,347	1,500,000	-	-	-	-	-	1,691,347
Fourth Street Pavement Rehabilitation	Other Funds	Streets	-	1,275,000	600,000	-	1,275,000	-	-	3,150,000
G Street Pavement Rehabilitation (Allyn to Grove)	Other Funds	Streets	-	600,000	-	-	-	-	-	600,000
Greystone Drive Pavement Rehabilitation (Doubleday Ave to Milliken)	Other Funds	Streets	-	550,000	-	-	-	-	-	550,000
I Street Pavement Rehabilitation (Mountain to San Antonio)	Other Funds	Streets	-	600,000	-	-	-	-	-	600,000
Inland Empire Blvd Pavement Rehabilitation (Mercedes Lane to Milliken)	Other Funds	Streets	-	1,000,000	-	-	-	-	-	1,000,000
Philadelphia Street Pavement Rehabilitation	Other Funds	Streets	-	2,000,000	615,000	540,000	-	-	-	3,155,000
Vintage Avenue Rehabilitation Program	Other Funds	Streets	-	900,000	-	-	-	-	-	900,000
Annual Curb and Gutter, Sidewalk and Ramp Improvements Project	Measure Q	Streets	-	-	2,500,000	2,500,000	2,500,000	2,500,000	-	10,000,000
Archibald Avenue Pavement Rehabilitation	Other Funds	Streets	-	-	600,000	-	-	1,600,000	-	2,200,000
Baker Ave Pavement Rehabilitation (Sixth to Fourth)	Other Funds	Streets	-	-	500,000	-	-	-	-	500,000
Campus Avenue Pavement Rehabilitation (Philadelphia to SR-60)	Other Funds	Streets	-	-	600,000	-	-	-	-	600,000
Corona Avenue Pavement Rehabilitation (Princeton to Fourth)	Other Funds	Streets	-	-	200,000	-	-	-	-	200,000
Fifth Street Pavement Rehabilitation (El Dorado to Baker)	Other Funds	Streets	-	-	300,000	-	-	-	-	300,000
Francis Street Pavement Rehabilitation	Other Funds	Streets	-	-	400,000	1,000,000	-	600,000	-	2,000,000
Haven Avenue Pavement Rehabilitation (Jurupa to SR-60)	Other Funds	Streets	-	-	1,140,000	-	-	-	-	1,140,000

City of Ontario
Capital Improvement Program
Summary of Capital Improvement Program by Project Rollup

Project Rollup	Funding Source	CIP Type	FY 2022-23 Current	FY 2023-24 Adopted	FY 2024-25 Recommended	FY 2025-26 Recommended	FY 2026-27 Recommended	FY 2027-28 Recommended	Outer Years	Total
Hellman Avenue Pavement Rehabilitation (Mission to Francis)	Other Funds	Streets	\$ -	\$ -	\$ 350,000	\$ -	\$ -	\$ -	\$ -	\$ 350,000
Princeton Street Pavement Rehabilitation (Baker to Corona)	Other Funds	Streets	-	-	600,000	-	-	-	-	600,000
Proforma Avenue Pavement Rehabilitation	Other Funds	Streets	-	-	300,000	-	-	200,000	-	500,000
San Antonio Avenue Pavement Rehabilitation	Other Funds	Streets	-	-	700,000	2,000,000	-	-	-	2,700,000
Sixth Street Pavement Rehabilitation (Mountain to Euclid)	Other Funds	Streets	-	-	800,000	-	-	-	-	800,000
Grove Avenue Corridor Street Improvements	Measure Q	Streets	-	-	-	3,000,000	-	-	-	3,000,000
Grove Avenue Pavement Rehabilitation	Other Funds	Streets	-	-	-	300,000	725,000	-	-	1,025,000
I-10 and Grove Avenue Interchange Improvements	Measure Q	Streets	-	-	-	7,000,000	-	-	-	7,000,000
Mountain Avenue Pavement Rehabilitation (Mission to SR-60)	Other Funds	Streets	-	-	-	1,400,000	-	-	-	1,400,000
Vineyard Avenue Pavement Rehabilitation	Other Funds	Streets	-	-	-	450,000	875,000	-	-	1,325,000
Wineville Avenue Pavement Rehabilitation (Francis to Philadelphia)	Other Funds	Streets	-	-	-	325,000	-	-	-	325,000
Fern Avenue Pavement Rehabilitation (Philadelphia to Walnut)	Other Funds	Streets	-	-	-	-	200,000	-	-	200,000
Milliken Avenue (West Half) Pavement Rehabilitation (SR-60 to Riverside)	Other Funds	Streets	-	-	-	-	400,000	-	-	400,000
Riverside Drive Pavement Rehabilitation	Other Funds	Streets	-	-	-	-	2,050,000	-	-	2,050,000
Turner Avenue Pavement Rehabilitation (Riverside to Chino)	Other Funds	Streets	-	-	-	-	400,000	-	-	400,000
Brooks Street Pavement Rehabilitation (Benson to Mountain)	Other Funds	Streets	-	-	-	-	-	600,000	-	600,000
Cedar Street Pavement Rehabilitation (Proforma to Turner)	Other Funds	Streets	-	-	-	-	-	600,000	-	600,000
Locust Street Pavement Rehabilitation (Grove to Parco)	Other Funds	Streets	-	-	-	-	-	250,000	-	250,000
Palmetto Avenue Pavement Rehabilitation (Mission to Ralston)	Other Funds	Streets	-	-	-	-	-	250,000	-	250,000
Street Projects Total			\$ 4,640,347	\$ 12,934,000	\$ 12,602,000	\$ 20,912,000	\$ 10,822,000	\$ 9,347,000	\$ -	\$ 71,257,347
Traffic Projects										
CDBG Street Light Improvements	Other Funds	Traffic	\$ -	\$ 200,000	\$ 200,000	\$ 200,000	\$ 200,000	\$ 200,000	\$ -	\$ 1,000,000
Downtown Traffic Study (Euclid Ave)	Other Funds	Traffic	-	100,000	-	-	-	-	-	100,000
Annual Street Light Improvements	Measure Q	Traffic	-	-	250,000	250,000	250,000	250,000	-	1,000,000
Annual Traffic Signal Coordination	Measure Q	Traffic	-	-	75,000	75,000	75,000	75,000	-	300,000
Annual Traffic Signal Improvements	Other Funds	Traffic	-	-	-	700,000	700,000	1,000,000	-	2,400,000
Traffic Projects Total			\$ -	\$ 300,000	\$ 525,000	\$ 1,225,000	\$ 1,225,000	\$ 1,525,000	\$ -	\$ 4,800,000
Water Main Improvements										
FY 2022-23 Water Main Improvements	Other Funds	Water	\$ 1,637,500	\$ -	\$ 9,000,000	\$ -	\$ -	\$ -	\$ -	\$ 10,637,500
FY 2023-24 Water Main Improvements	Other Funds	Water	1,000,000	5,200,000	-	-	-	-	-	6,200,000
FY 2024-25 Water Main Improvements	Other Funds	Water	-	900,000	5,000,000	-	-	-	-	5,900,000
Water Main Improvements	Other Funds	Water	-	-	-	500,000	5,750,000	6,000,000	-	12,250,000
Ontario Ranch Phase 2B Water Main Improvements	DIF Funds	Water	1,575,000	-	1,575,000	7,626,000	7,626,000	6,468,750	6,468,750	31,339,500
Water Main Improvements Total			\$ 4,212,500	\$ 6,100,000	\$ 15,575,000	\$ 8,126,000	\$ 13,376,000	\$ 12,468,750	\$ 6,468,750	\$ 66,327,000

City of Ontario
Capital Improvement Program
Summary of Capital Improvement Program by Project Rollup

Project Rollup	Funding Source	CIP Type	FY 2022-23 Current	FY 2023-24 Adopted	FY 2024-25 Recommended	FY 2025-26 Recommended	FY 2026-27 Recommended	FY 2027-28 Recommended	Outer Years	Total
Water Projects										
Automated Metering Infrastructure (AMI) Antenna Towers, Phase 2	Other Funds	Water	\$ 1,709,887	\$ 170,000	\$ 1,400,000	\$ -	\$ -	\$ -	\$ -	\$ 3,279,887
Bon View Avenue Water Main Improvements (South of Francis)	DIF Funds/ Other Funds	Water	-	1,107,194	-	-	-	-	-	1,107,194
Ontario Municipal Service Center Bioswale Drainage Improvements	Other Funds	Water	-	100,000	300,000	-	-	-	-	400,000
Pure Ontario Water (POW) - Advanced Water Purification Facility (Alternative Water Supply)	Other Funds	Water	-	1,000,000	7,000,000	90,000,000	-	-	-	98,000,000
State Street, Campus Avenue, and Bon View Avenue Water Main Improvements	DIF Funds/ Other Funds	Water	-	889,624	-	-	-	-	-	889,624
Water Main Improvements on Transit Street, Emporia Street, Palm Avenue, and Laurel Avenue	Other Funds	Water	845,506	2,300,000	-	-	-	-	-	3,145,506
Downtown Water Main Improvements	Other Funds	Water	165,000	-	2,438,576	-	-	-	-	2,603,576
New Potable Water Well No. 53	Other Funds	Water	500,000	-	1,500,000	6,500,000	-	-	-	8,500,000
Onsite Chlorine Generators	Other Funds	Water	1,628,135	-	4,352,750	-	-	-	-	5,980,885
Ontario Ranch Loop Phase 2 - Reservoir 925'-1A	DIF Funds	Water	1,430,352	-	1,430,352	5,000,000	5,000,000	5,000,000	-	17,860,704
13th Street Reservoirs Structural Retrofits	DIF Funds	Water	-	-	-	1,000,000	9,000,000	-	-	10,000,000
Euclid Avenue Recycled Water System (\$10M in Grant Funds)	Other Funds	Water	10,314,504	-	-	10,000,000	-	-	-	20,314,504
Replacement Potable Water Well	Other Funds	Water	-	-	-	500,000	1,500,000	6,500,000	-	8,500,000
Reservoir 1212' 4A and Transmission Main	DIF Funds/ Other Funds	Water	-	-	-	1,500,000	18,000,000	12,000,000	-	31,500,000
Groundwater Wellhead Treatment Facility	Other Funds	Water	-	-	-	-	1,000,000	16,250,000	-	17,250,000
Water Projects Total			\$ 16,593,384	\$ 5,566,818	\$ 18,421,678	\$ 114,500,000	\$ 34,500,000	\$ 39,750,000	\$ -	\$ 229,331,880
Grand Total			\$ 112,881,770	\$ 181,396,575	\$ 497,143,889	\$ 602,153,422	\$ 500,453,952	\$ 289,696,254	\$ 371,543,150	\$ 2,555,269,012

Note: * indicates projects that are placeholders and do not have detailed CIP sheets.

Note: ** indicates portion of project occurring in current budget.

City of Ontario
Capital Improvement Program
Summary of Capital Improvement Program by Fund

Project Rollup	FY 2022-23 Current	FY 2023-24 Adopted	FY 2024-25 Recommended	FY 2025-26 Recommended	FY 2026-27 Recommended	FY 2027-28 Recommended	Outer Years	Total
Fund 2010 - C.D.B.G.								
ADA Concrete Ramp Construction	\$ -	\$ 175,000	\$ -	\$ -	\$ -	\$ -	\$ -	\$ 175,000
Alley Rehabilitation Program	-	428,770	-	-	-	-	-	428,770
Annual Maintenance Slurry Seal, Cape Seal and CDBG Pavement Management	-	315,000	315,000	315,000	315,000	315,000	-	1,575,000
CDBG Street Light Improvements	-	200,000	200,000	200,000	200,000	200,000	-	1,000,000
Sam Alba Park Restroom Renovation	-	709,524	-	-	-	-	-	709,524
Fund 2010 - C.D.B.G. Total	\$ -	\$ 1,828,294	\$ 515,000	\$ 515,000	\$ 515,000	\$ 515,000	\$ -	\$ 3,888,294
Fund 2210 - Measure I								
Annual Maintenance Slurry Seal, Cape Seal and CDBG Pavement Management	\$ -	\$ 650,000	\$ 650,000	\$ 650,000	\$ 650,000	\$ 650,000	\$ -	\$ 3,250,000
Bon View Avenue Pavement Rehabilitation	-	350,000	-	-	-	350,000	-	700,000
Chino Avenue Pavement Rehabilitation	-	350,000	-	-	-	-	-	350,000
Dupont Avenue Pavement Rehabilitation (Greystone Dr to end)	-	150,000	-	-	-	-	-	150,000
Fourth Street Pavement Rehabilitation	-	600,000	600,000	-	600,000	-	-	1,800,000
Greystone Drive Pavement Rehabilitation (Doubleday Ave to Milliken)	-	550,000	-	-	-	-	-	550,000
Inland Empire Blvd Pavement Rehabilitation (Mercedes Lane to Milliken)	-	1,000,000	-	-	-	-	-	1,000,000
Philadelphia Street Pavement Rehabilitation	-	2,000,000	615,000	-	-	-	-	2,615,000
Vintage Avenue Rehabilitation Program	-	900,000	-	-	-	-	-	900,000
Baker Ave Pavement Rehabilitation (Sixth to Fourth)	-	-	500,000	-	-	-	-	500,000
Fifth Street Pavement Rehabilitation (El Dorado to Baker)	-	-	300,000	-	-	-	-	300,000
Hellman Avenue Pavement Rehabilitation (Mission to Francis)	-	-	350,000	-	-	-	-	350,000
Proforma Avenue Pavement Rehabilitation	-	-	300,000	-	-	200,000	-	500,000
San Antonio Avenue Pavement Rehabilitation	-	-	700,000	-	-	-	-	700,000
Sixth Street Pavement Rehabilitation (Mountain to Euclid)	-	-	800,000	-	-	-	-	800,000
Francis Street Pavement Rehabilitation	-	-	-	1,000,000	-	-	-	1,000,000
Grove Avenue Pavement Rehabilitation	-	-	-	300,000	725,000	-	-	1,025,000
Mountain Avenue Pavement Rehabilitation (Mission to SR-60)	-	-	-	1,400,000	-	-	-	1,400,000
Vineyard Avenue Pavement Rehabilitation	-	-	-	450,000	875,000	-	-	1,325,000
Wineville Avenue Pavement Rehabilitation (Francis to Philadelphia)	-	-	-	325,000	-	-	-	325,000
Milliken Avenue (West Half) Pavement Rehabilitation (SR-60 to Riverside)	-	-	-	-	400,000	-	-	400,000
Riverside Drive Pavement Rehabilitation	-	-	-	-	2,050,000	-	-	2,050,000
Archibald Avenue Pavement Rehabilitation	-	-	-	-	-	1,000,000	-	1,000,000
Cedar Street Pavement Rehabilitation (Proforma to Turner)	-	-	-	-	-	600,000	-	600,000
Palmetto Avenue Pavement Rehabilitation (Mission to Ralston)	-	-	-	-	-	250,000	-	250,000
Fund 2210 - Measure I Total	\$ -	\$ 6,550,000	\$ 4,815,000	\$ 4,125,000	\$ 5,300,000	\$ 3,050,000	\$ -	\$ 23,840,000
Fund 2310 - Ontario Housing Authority								
Affordable Housing/Veteran Housing (Mission/Mountain) Acquisition (Affordability In-Lieu)	\$ -	\$ 8,625,000	\$ -	\$ -	\$ -	\$ -	\$ -	\$ 8,625,000
Fund 2310 - Ontario Housing Authority Total	\$ -	\$ 8,625,000	\$ -	\$ -	\$ -	\$ -	\$ -	\$ 8,625,000
Fund 2400 - Grants Fund								
De Anza Park Lighting Improvements (Grant Funded)	\$ -	\$ 2,000,000	\$ -	\$ -	\$ -	\$ -	\$ -	\$ 2,000,000
Mission Blvd Median Improvements - Phase 2 (Grant Funded)	-	2,000,000	-	-	-	-	-	2,000,000
Euclid Avenue Recycled Water System (\$10M in Grant Funds)	10,314,504	-	-	10,000,000	-	-	-	20,314,504
Fund 2400 - Grants Fund Total	\$ 10,314,504	\$ 4,000,000	\$ -	\$ 10,000,000	\$ -	\$ -	\$ -	\$ 24,314,504
Fund 2520 - Cable Access Fund								
Police Department Media Room	\$ -	\$ 600,000	\$ 600,000	\$ -	\$ -	\$ -	\$ -	\$ 1,200,000
Fund 2520 - Cable Access Fund Total	\$ -	\$ 600,000	\$ 600,000	\$ -	\$ -	\$ -	\$ -	\$ 1,200,000
Fund 2530 - Gas Tax								
Annual Maintenance Slurry Seal, Cape Seal and CDBG Pavement Management	\$ -	\$ 362,000	\$ 362,000	\$ 362,000	\$ 362,000	\$ 362,000	\$ -	\$ 1,810,000
Fund 2530 - Gas Tax Total	\$ -	\$ 362,000	\$ 362,000	\$ 362,000	\$ 362,000	\$ 362,000	\$ -	\$ 1,810,000

City of Ontario
Capital Improvement Program
Summary of Capital Improvement Program by Fund

Project Rollup	FY 2022-23 Current	FY 2023-24 Adopted	FY 2024-25 Recommended	FY 2025-26 Recommended	FY 2026-27 Recommended	FY 2027-28 Recommended	Outer Years	Total
Fund 2531 - Road Maint & Rehab Acct (SB 1)								
Active Transportation Program (ATP) Cycle 5 - Vine Ave/ B St Bike Blvd	\$ 4,449,000	\$ 952,000	\$ -	\$ -	\$ -	\$ -	\$ -	\$ 5,401,000
Alley Rehabilitation Program	-	381,230	500,000	500,000	500,000	500,000	-	2,381,230
Annual Maintenance Slurry Seal, Cape Seal and CDBG Pavement Management	-	570,000	570,000	570,000	570,000	570,000	-	2,850,000
Downtown Traffic Study (Euclid Ave)	-	100,000	-	-	-	-	-	100,000
Fourth Street Pavement Rehabilitation	-	675,000	-	-	675,000	-	-	1,350,000
G Street Pavement Rehabilitation (Allyn to Grove)	-	600,000	-	-	-	-	-	600,000
I Street Pavement Rehabilitation (Mountain to San Antonio)	-	600,000	-	-	-	-	-	600,000
Archibald Avenue Pavement Rehabilitation	-	-	600,000	-	-	600,000	-	1,200,000
Campus Avenue Pavement Rehabilitation (Philadelphia to SR-60)	-	-	600,000	-	-	-	-	600,000
Corona Avenue Pavement Rehabilitation (Princeton to Fourth)	-	-	200,000	-	-	-	-	200,000
Francis Street Pavement Rehabilitation	-	-	400,000	-	-	600,000	-	1,000,000
Haven Avenue Pavement Rehabilitation (Jurupa to SR-60)	-	-	1,140,000	-	-	-	-	1,140,000
Princeton Street Pavement Rehabilitation (Baker to Corona)	-	-	600,000	-	-	-	-	600,000
Annual Traffic Signal Improvements	-	-	-	700,000	700,000	1,000,000	-	2,400,000
Philadelphia Street Pavement Rehabilitation	-	-	-	540,000	-	-	-	540,000
San Antonio Avenue Pavement Rehabilitation	-	-	-	2,000,000	-	-	-	2,000,000
Fern Avenue Pavement Rehabilitation (Philadelphia to Walnut)	-	-	-	-	200,000	-	-	200,000
Turner Avenue Pavement Rehabilitation (Riverside to Chino)	-	-	-	-	400,000	-	-	400,000
Brooks Street Pavement Rehabilitation (Benson to Mountain)	-	-	-	-	-	600,000	-	600,000
Locust Street Pavement Rehabilitation (Grove to Parco)	-	-	-	-	-	250,000	-	250,000
Fund 2531 - Road Maint & Rehab Acct (SB 1) Total	\$ 4,449,000	\$ 3,878,230	\$ 4,610,000	\$ 4,310,000	\$ 3,045,000	\$ 4,120,000	\$ -	\$ 24,412,230
Fund 2570 - Economic Development Activities Fund								
<i>Arena Entertainment District - Triangle Piemonte Property Acquisition**</i>	\$ 2,940,300	\$ -	\$ -	\$ -	\$ -	\$ -	\$ -	\$ 2,940,300
Beverly Hotel Acquisition	-	-	3,150,000	-	-	-	-	3,150,000
Holt Corridor (Bon View and Holt) Acquisition	-	-	6,500,000	-	-	-	-	6,500,000
Holt Corridor (Campus and Holt) Acquisition	-	-	2,250,000	-	-	-	-	2,250,000
Holt Corridor (Grove and Holt) Acquisition	-	-	20,000,000	-	-	-	-	20,000,000
Holt Corridor (Sultana and Holt) Acquisition	-	-	2,200,000	-	-	-	-	2,200,000
Fund 2570 - Economic Development Activities Fund Total	\$ 2,940,300	\$ -	\$ 34,100,000	\$ -	\$ -	\$ -	\$ -	\$ 37,040,300
Fund 2650 - Park Impact/Quimby								
Grand Park Phase 1	\$ 6,187,280	\$ 5,000,000	\$ 50,000,000	\$ 50,000,000	\$ -	\$ -	\$ -	\$ 111,187,280
<i>Grand Park Phase 2 - Acquisition*</i>	-	-	-	-	-	-	-	<i>TBD</i>
<i>Grand Park - Lakes*</i>	-	-	-	-	-	-	-	<i>TBD</i>
Fund 2650 - Park Impact/Quimby Total	\$ 6,187,280	\$ 5,000,000	\$ 50,000,000	\$ 50,000,000	\$ -	\$ -	\$ -	\$ 111,187,280
Fund 4010 - Capital Projects								
Anthony Munoz Concession Stand, Restrooms, and Community Center Gym	\$ -	\$ 650,000	\$ 4,650,000	\$ -	\$ -	\$ -	\$ -	\$ 5,300,000
Armstrong Community Center Roof Restoration	285,000	840,000	-	-	-	-	-	1,125,000
Bon View Park Playground Replacement	-	400,000	-	-	-	-	-	400,000
Celebration Park North Improvements	-	500,000	-	-	-	-	-	500,000
Civic Center Expansion - Annex Admin Building	600,000	5,000,000	18,000,000	17,400,000	-	-	-	41,000,000
Civic Center Expansion - Fire Admin Building at Fire Station No. 3	750,000	13,250,000	17,500,000	-	-	-	-	31,500,000
Civic Center Expansion - Fire Station No. 1	2,000,000	13,250,000	11,750,000	-	-	-	-	27,000,000
Civic Center Expansion - Parking Structure	500,000	18,000,000	15,000,000	-	-	-	-	33,500,000
Continuum of Care Campus (Holt Blvd)	-	5,000,000	6,105,600	8,211,200	-	-	-	19,316,800
Convention Center Parking Facility Acquisition	-	8,500,000	-	-	-	-	-	8,500,000
De Anza Park Improvements	1,273,647	5,476,353	4,480,000	-	-	-	-	11,230,000
Dorothy A. Quesada Community Center Roof Replacement	-	200,000	-	-	-	-	-	200,000
Easement and Storm Drain Pipe Replacement	-	1,700,000	-	-	-	-	-	1,700,000
Edison Avenue and Ontario Ranch Road Widening Project	191,347	1,500,000	-	-	-	-	-	1,691,347
Fence Replacement at Schimmel Dog Park and Grand Park	-	126,000	-	90,000	-	-	-	216,000
Forensics Evidence Processing Room	-	120,000	-	-	-	-	-	120,000
Granada Theater	-	3,550,000	15,000,000	-	-	-	-	18,550,000

City of Ontario
Capital Improvement Program
Summary of Capital Improvement Program by Fund

Project Rollup	FY 2022-23 Current	FY 2023-24 Adopted	FY 2024-25 Recommended	FY 2025-26 Recommended	FY 2026-27 Recommended	FY 2027-28 Recommended	Outer Years	Total
Homer F. Briggs Park Improvements	-	615,000	-	-	400,000	-	-	1,015,000
John Galvin Park Facilities Improvements	650,000	1,625,000	-	-	-	-	-	2,275,000
John Galvin Park Improvements	\$ -	\$ 800,000	\$ 380,000	\$ 3,000,000	\$ 2,000,000	\$ -	\$ -	\$ 6,180,000
National Integrated Ballistic Information Network (NIBIN) Software/Workstation/Area 2109	-	437,480	-	-	-	-	-	437,480
Ontario Museum of History and Art Master Plan	-	1,000,000	5,000,000	6,000,000	-	-	-	12,000,000
Ontario Town Square Park Green Room and Restroom Improvements	-	-	2,000,000	-	-	-	-	2,000,000
Public Parking Structure (200 West B Street) Acquisition	-	2,100,000	-	-	-	-	-	2,100,000
Real Time Information Center (RTIC)	-	2,826,400	3,000,000	1,500,000	-	-	-	7,326,400
Regional Sports Complex - Acquisition (52 acres)	52,000,000	-	-	-	-	-	-	52,000,000
Regional Sports Complex - Acquisition (60 acres, 10 years)	3,000,000	12,000,000	12,000,000	12,000,000	12,000,000	12,000,000	57,000,000	120,000,000
Regional Sports Complex - Acquisition (31 acres)	-	-	35,000,000	-	-	-	-	35,000,000
Regional Sports Complex - Acquisition (37 acres)	-	-	40,000,000	-	-	-	-	40,000,000
Regional Sports Complex - Design and Construction	1,000,000	-	45,000,000	52,000,000	52,000,000	22,000,000	165,000,000	337,000,000
South Bon View Park Field Lights Upgrades	-	300,000	-	-	-	-	-	300,000
Sultana Avenue/J Street Storm Drain and Street Improvements	837,605	7,000,000	4,000,000	-	-	-	-	11,837,605
Vineyard Park Improvements	-	100,000	2,000,000	3,500,000	-	270,000	-	5,870,000
West Mission Campus - Temporary Access Center and Housing Shelter	-	5,000,000	2,270,000	-	-	-	-	7,270,000
Annual Curb and Gutter, Sidewalk and Ramp Improvements Project	-	-	2,500,000	2,500,000	2,500,000	2,500,000	-	10,000,000
Annual Street Light Improvements	-	-	250,000	250,000	250,000	250,000	-	1,000,000
Annual Traffic Signal Coordination	-	-	75,000	75,000	75,000	75,000	-	300,000
Arena Entertainment District - Parking Structure #1	-	-	4,060,000	18,000,000	18,000,000	-	-	40,060,000
Arena Entertainment District - Police Department Storefront	-	-	2,000,000	-	-	-	-	2,000,000
Campus Avenue Storm Drain	-	-	400,000	6,400,000	2,500,000	-	-	9,300,000
Convention Center Expansion*	-	-	50,000,000	100,000,000	165,000,000	-	-	315,000,000
Game Shacks at Various Park Locations	-	2,000,000	-	1,000,000	-	-	-	3,000,000
George Gibbs Park Improvements	-	2,500,000	-	-	-	-	-	2,500,000
Haven and Mission Underpass Landscape Renovation	-	-	681,000	-	-	-	-	681,000
Historic Euclid Avenue Restoration	-	-	2,041,222	32,107,222	1,029,952	1,029,952	1,029,952	37,238,300
Homer F. Briggs Park Snack Bar and Restroom Upgrades	-	500,000	500,000	-	-	-	-	1,000,000
James R. Bryant Park Improvements	-	-	335,000	-	-	-	-	335,000
Jay Littleton Ball Field Upgrades	-	-	4,500,000	-	-	-	-	4,500,000
John Galvin Park Community Center Master Plan	-	-	200,000	3,200,000	6,000,000	6,000,000	-	15,400,000
Mountain View Elementary Playground and Rubber Surface Installation	-	-	372,000	-	-	-	-	372,000
Ontario Motor Speedway Park Field & Lighting Upgrades	-	-	650,000	-	-	-	-	650,000
San Antonio Avenue Storm Drain	-	-	9,360,000	-	-	-	-	9,360,000
Tactical Defense Room Soundproofing	-	-	875,000	-	-	-	-	875,000
The Vault - Museum Space (Office/Meeting Space/Exhibit)	-	-	100,000	-	-	-	-	100,000
Air Support Office Build Out and Epoxy Floors for Hangar	-	-	-	450,000	-	-	-	450,000
Centennial Park Playground and Rubber Surface Installation	-	-	-	505,000	-	-	-	505,000
Cucamonga Avenue Storm Drain	-	-	-	150,000	2,250,000	1,000,000	-	3,400,000
Cypress Park Playground and Rubber Surface Installation	-	-	-	450,000	-	-	-	450,000
Del Rancho Park Improvements	-	-	-	1,000,000	2,010,000	-	-	3,010,000
Grove Avenue Corridor Street Improvements	-	-	-	3,000,000	-	-	-	3,000,000
Grove Avenue Storm Drain	-	-	-	150,000	2,050,000	1,000,000	-	3,200,000
I-10 and Grove Avenue Interchange Improvements	-	-	-	7,000,000	-	-	-	7,000,000
Municipal Services Center Relocation	-	-	4,000,000	104,000,000	100,000,000	100,000,000	-	308,000,000
Page One Café at Ovitt Family Community Library Remodel	-	-	-	250,000	-	-	-	250,000
Police Department Property Room and Loading Floor Epoxy	-	-	-	122,000	-	-	-	122,000
South Ontario Police Substation	-	-	-	725,000	15,600,000	-	-	16,325,000
West Cucamonga Trail Improvements	-	-	-	1,500,000	1,500,000	-	-	3,000,000
Armstrong Community Center Renovation	-	-	-	-	800,000	200,000	-	1,000,000
Museum Off-Site Storage/Research Facility	-	-	-	-	500,000	-	-	500,000
Ranch Park Playground and Rubber Surface Installation	-	-	-	-	460,000	-	-	460,000
Satellite Library - Homer Briggs Park	-	-	-	-	611,000	-	-	611,000

City of Ontario
Capital Improvement Program
Summary of Capital Improvement Program by Fund

Project Rollup	FY 2022-23 Current	FY 2023-24 Adopted	FY 2024-25 Recommended	FY 2025-26 Recommended	FY 2026-27 Recommended	FY 2027-28 Recommended	Outer Years	Total
Whispering Lakes Golf Course Renovation	\$ -	\$ -	\$ 10,000,000	\$ -	\$ -	\$ -	\$ -	\$ 10,000,000
Creekside Park Master Plan	-	-	-	-	-	200,000	-	200,000
Public Art in the Garden (Museum Courtyard) (Public Art Fund)	-	-	-	-	-	300,000	-	300,000
Thunderbird Exhibit Reinstallation (Museum Exterior Grounds) (Public Art Fund)	-	-	-	-	-	200,000	-	200,000
Broadband Expansion*	-	-	-	-	-	-	116,000,000	116,000,000
Storm Drains - Phase 2*	-	-	5,000,000	15,000,000	15,000,000	14,000,000	-	49,000,000
Vineyard Park Community Center*	-	-	-	-	-	-	14,000,000	14,000,000
Arena Entertainment District - Parking Structure #2*	-	-	-	-	-	-	-	TBD
Arena Entertainment District - Performing Arts Center*	-	-	-	-	-	-	-	TBD
Arena Entertainment District - Plazas (East/West)*	-	-	-	-	-	-	-	TBD
Downtown Parking Structures (D Block, West Side of Euclid, Southwest Area)*	-	-	-	-	-	-	-	TBD
Fund 4010 - Capital Projects Total	\$ 63,087,599	\$ 116,866,233	\$ 341,034,822	\$ 401,535,422	\$ 402,535,952	\$ 161,024,952	\$ 353,029,952	\$ 1,839,114,932
Fund 4213 - Law Enforcement Impact								
Internet Crimes Against Children (ICAC) Bureau Expansion	\$ -	\$ -	\$ -	\$ 1,500,000	\$ -	\$ -	\$ -	\$ 1,500,000
Fund 4213 - Law Enforcement Impact Total	\$ -	\$ -	\$ -	\$ 1,500,000	\$ -	\$ -	\$ -	\$ 1,500,000
Fund 4214 - Library Impact								
Grand Park - Library Branch	\$ -	\$ -	\$ -	\$ 725,000	\$ 13,500,000	\$ 45,000,000	\$ 5,000,000	\$ 64,225,000
Library Branch - 6th Street and Grove Avenue	-	-	-	2,000,000	2,100,000	1,555,552	6,544,448	12,200,000
Library Branch - Mission & Mountain	-	-	5,400,000	1,800,000	4,000,000	1,000,000	-	12,200,000
Fund 4214 - Library Impact Total	\$ -	\$ -	\$ 5,400,000	\$ 4,525,000	\$ 19,600,000	\$ 47,555,552	\$ 11,544,448	\$ 88,625,000
Fund 4215 - Public Meeting Impact								
Grand Park - Community Center	\$ -	\$ -	\$ -	\$ 725,000	\$ 15,000,000	\$ 20,000,000	\$ -	\$ 35,725,000
Fund 4215 - Public Meeting Impact Total	\$ -	\$ -	\$ -	\$ 725,000	\$ 15,000,000	\$ 20,000,000	\$ -	\$ 35,725,000
Fund 4311 - OMC Local Adjacent Sewer								
Piemonte Overlay Sewer Improvements	\$ 770,000	\$ -	\$ 3,500,000	\$ -	\$ -	\$ -	\$ -	\$ 4,270,000
Fund 4311 - OMC Local Adjacent Sewer Total	\$ 770,000	\$ -	\$ 3,500,000	\$ -	\$ -	\$ -	\$ -	\$ 4,270,000
Fund 4313 - OMC - Local Adjacent Storm Drain								
San Antonio Avenue Storm Drain	\$ 3,000,000	\$ 11,000,000	\$ -	\$ -	\$ -	\$ -	\$ -	\$ 14,000,000
Fund 4313 - OMC - Local Adjacent Storm Drain Total	\$ 3,000,000	\$ 11,000,000	\$ -	\$ -	\$ -	\$ -	\$ -	\$ 14,000,000
Fund 4314 - OMC Local Adjacent Water								
Bon View Avenue Water Main Improvements (South of Francis)	\$ -	\$ 381,194	\$ -	\$ -	\$ -	\$ -	\$ -	\$ 381,194
State Street, Campus Avenue, and Bon View Avenue Water Main Improvements	-	563,324	-	-	-	-	-	563,324
Fund 4314 - OMC Local Adjacent Water Total	\$ -	\$ 944,518	\$ -	\$ -	\$ -	\$ -	\$ -	\$ 944,518
Fund 4318 - OMC Regional Water								
13th Street Reservoirs Structural Retrofits	\$ -	\$ -	\$ -	\$ 1,000,000	\$ 9,000,000	\$ -	\$ -	\$ 10,000,000
Reservoir 1212' 4A and Transmission Main	-	-	-	375,000	4,500,000	3,000,000	-	7,875,000
Fund 4318 - OMC Regional Water Total	\$ -	\$ -	\$ -	\$ 1,375,000	\$ 13,500,000	\$ 3,000,000	\$ -	\$ 17,875,000
Fund 4410 - NMC Fire Impact								
Ontario Ranch Fire Station No. 11 Acquisition and Design	\$ 2,812,000	\$ 3,725,000	\$ -	\$ -	\$ -	\$ -	\$ -	\$ 6,537,000
Fund 4410 - NMC Fire Impact Total	\$ 2,812,000	\$ 3,725,000	\$ -	\$ -	\$ -	\$ -	\$ -	\$ 6,537,000
Fund 4412 - NMC Local Adjacent Sewer								
Carpenter Avenue Trunk Sewer	\$ -	\$ 540,000	\$ 4,923,139	\$ -	\$ -	\$ -	\$ -	\$ 5,463,139
Fund 4412 - NMC Local Adjacent Sewer Total	\$ -	\$ 540,000	\$ 4,923,139	\$ -	\$ -	\$ -	\$ -	\$ 5,463,139
Fund 4420 - NMC Regional Water								
Ontario Ranch Phase 2B Water Main Improvements	\$ 1,575,000	\$ -	\$ 1,575,000	\$ 7,626,000	\$ 7,626,000	\$ 6,468,750	\$ 6,468,750	\$ 31,339,500
Ontario Ranch Loop Phase 2 - Reservoir 925'-1A	1,430,352	-	1,430,352	5,000,000	5,000,000	5,000,000	-	17,860,704
Fund 4420 - NMC Regional Water Total	\$ 3,005,352	\$ -	\$ 3,005,352	\$ 12,626,000	\$ 12,626,000	\$ 11,468,750	\$ 6,468,750	\$ 49,200,204

City of Ontario
Capital Improvement Program
Summary of Capital Improvement Program by Fund

Project Rollup	FY 2022-23 Current	FY 2023-24 Adopted	FY 2024-25 Recommended	FY 2025-26 Recommended	FY 2026-27 Recommended	FY 2027-28 Recommended	Outer Years	Total
Fund 5011 - Water Capital								
Automated Metering Infrastructure (AMI) Antenna Towers, Phase 2	\$ 1,709,887	\$ 170,000	\$ 1,400,000	\$ -	\$ -	\$ -	\$ -	\$ 3,279,887
Bon View Avenue Water Main Improvements (South of Francis)	-	726,000	-	-	-	-	-	726,000
FY 2022-23 Water Main Improvements	1,637,500	-	9,000,000	-	-	-	-	10,637,500
FY 2023-24 Water Main Improvements	1,000,000	5,200,000	-	-	-	-	-	6,200,000
FY 2024-25 Water Main Improvements	-	900,000	5,000,000	-	-	-	-	5,900,000
Municipal Service Center Improvements	825,064	800,000	800,000	800,000	-	-	-	3,225,064
Ontario Municipal Service Center Bioswale Drainage Improvements	-	100,000	300,000	-	-	-	-	400,000
Pure Ontario Water (POW) - Advanced Water Purification Facility (Alternative Water Supply)	-	300,000	2,100,000	27,000,000	-	-	-	29,400,000
State Street, Campus Avenue, and Bon View Avenue Water Main Improvements	-	326,300	-	-	-	-	-	326,300
Water Main Improvements on Transit Street, Emporia Street, Palm Avenue, and Laurel Avenue	845,506	2,300,000	-	-	-	-	-	3,145,506
Downtown Water Main Improvements	165,000	-	2,438,576	-	-	-	-	2,603,576
New Potable Water Well No. 53	500,000	-	1,500,000	6,500,000	-	-	-	8,500,000
Onsite Chlorine Generators	1,628,135	-	4,352,750	-	-	-	-	5,980,885
Replacement Potable Water Well	-	-	-	500,000	1,500,000	6,500,000	-	8,500,000
Reservoir 1212' 4A and Transmission Main	-	-	-	1,125,000	13,500,000	9,000,000	-	23,625,000
Water Main Improvements	-	-	-	500,000	5,750,000	6,000,000	-	12,250,000
Groundwater Wellhead Treatment Facility	-	-	-	-	1,000,000	16,250,000	-	17,250,000
Fund 5011 - Water Capital Total	\$ 8,311,092	\$ 10,822,300	\$ 26,891,326	\$ 36,425,000	\$ 21,750,000	\$ 37,750,000	\$ -	\$ 141,949,718
Fund 5111 - Sewer Capital								
FY 2024-25 Sewer Main Lining Improvements	\$ -	\$ 200,000	\$ 1,500,000	\$ 1,500,000	\$ -	\$ -	\$ -	\$ 3,200,000
Municipal Service Center Improvements	198,421	200,000	200,000	200,000	-	-	-	798,421
Pure Ontario Water (POW) - Advanced Water Purification Facility (Alternative Water Supply)	-	700,000	4,900,000	63,000,000	-	-	-	68,600,000
Laurel Avenue (G Street to Holt Boulevard) Sewer Main Improvements	372,500	-	2,432,250	-	-	-	-	2,804,750
North Vineyard Avenue Sanitary Sewer Project	7,433,722	-	-	3,500,000	4,420,000	-	-	15,353,722
Fund 5111 - Sewer Capital Total	\$ 8,004,643	\$ 1,100,000	\$ 9,032,250	\$ 68,200,000	\$ 4,420,000	\$ -	\$ -	\$ 90,756,893
Fund 6020 - Information Technology								
Audio/Video Equipment Upgrades for City Conference Rooms	\$ -	\$ 180,000	\$ 180,000	\$ 180,000	\$ -	\$ -	\$ -	\$ 540,000
City Facilities Notification, Emergency and Overhead Paging System	-	500,000	500,000	-	-	-	-	1,000,000
Citywide Camera Refresh and Expansion	-	600,000	600,000	600,000	-	-	-	1,800,000
Citywide Wi-Fi Expansion and Refresh	-	225,000	225,000	-	-	-	-	450,000
Community Development Land Management System Replacement (Accela)	-	1,000,000	750,000	950,000	200,000	-	-	2,900,000
Fire Computer Aided Dispatch Replacement	-	1,250,000	750,000	500,000	-	-	-	2,500,000
Multicarrier Distributed Antennae Systems	-	200,000	200,000	-	-	-	-	400,000
Police Computer Aided Dispatch Replacement	-	1,250,000	750,000	500,000	-	-	-	2,500,000
Replace Virtual Server Platform Servers (VxRail)	-	350,000	350,000	350,000	350,000	350,000	-	1,750,000
Modernize Desktop and Device Management and Deployment (Citywide)	-	-	1,300,000	1,100,000	-	-	-	2,400,000
OMUC Customer Information System (CIS) Replacement	-	-	2,500,000	1,500,000	1,000,000	500,000	500,000	6,000,000
Public Work's Work Order Management Upgrade	-	-	250,000	250,000	250,000	-	-	750,000
Fund 6020 - Information Technology Total	\$ -	\$ 5,555,000	\$ 8,355,000	\$ 5,930,000	\$ 1,800,000	\$ 850,000	\$ 500,000	\$ 22,990,000
Grand Total	\$ 112,881,770	\$ 181,396,575	\$ 497,143,889	\$ 602,153,422	\$ 500,453,952	\$ 289,696,254	\$ 371,543,150	\$ 2,555,269,012

City of Ontario
Capital Improvement Program
Summary of Capital Improvement Program by Agency

Project Rollup	FY 2022-23 Current	FY 2023-24 Adopted	FY 2024-25 Recommended	FY 2025-26 Recommended	FY 2026-27 Recommended	FY 2027-28 Recommended	Outer Years	Total
Community Development								
Active Transportation Program (ATP) Cycle 5 - Vine Ave/ B St Bike Blvd	\$ 4,449,000	\$ 952,000	\$ -	\$ -	\$ -	\$ -	\$ -	\$ 5,401,000
Alley Rehabilitation Program	-	810,000	500,000	500,000	500,000	500,000	-	2,810,000
Annual Maintenance Slurry Seal, Cape Seal and CDBG Pavement Management	-	1,897,000	1,897,000	1,897,000	1,897,000	1,897,000	-	9,485,000
Bon View Avenue Pavement Rehabilitation	-	350,000	-	-	-	350,000	-	700,000
CDBG Street Light Improvements	-	200,000	200,000	200,000	200,000	200,000	-	1,000,000
Chino Avenue Pavement Rehabilitation	-	350,000	-	-	-	-	-	350,000
Downtown Traffic Study (Euclid Ave)	-	100,000	-	-	-	-	-	100,000
Dupont Avenue Pavement Rehabilitation (Greystone Dr to end)	-	150,000	-	-	-	-	-	150,000
Edison Avenue and Ontario Ranch Road Widening Project	191,347	1,500,000	-	-	-	-	-	1,691,347
Fourth Street Pavement Rehabilitation	-	1,275,000	600,000	-	1,275,000	-	-	3,150,000
G Street Pavement Rehabilitation (Allyn to Grove)	-	600,000	-	-	-	-	-	600,000
Greystone Drive Pavement Rehabilitation (Doubleday Ave to Milliken)	-	550,000	-	-	-	-	-	550,000
I Street Pavement Rehabilitation (Mountain to San Antonio)	-	600,000	-	-	-	-	-	600,000
Inland Empire Blvd Pavement Rehabilitation (Mercedes Lane to Milliken)	-	1,000,000	-	-	-	-	-	1,000,000
Philadelphia Street Pavement Rehabilitation	-	2,000,000	615,000	540,000	-	-	-	3,155,000
San Antonio Avenue Storm Drain	3,000,000	11,000,000	9,360,000	-	-	-	-	23,360,000
Sultana Avenue/J Street Storm Drain and Street Improvements	837,605	7,000,000	4,000,000	-	-	-	-	11,837,605
Vintage Avenue Rehabilitation Program	-	900,000	-	-	-	-	-	900,000
Annual Curb and Gutter, Sidewalk and Ramp Improvements Project	-	-	2,500,000	2,500,000	2,500,000	2,500,000	-	10,000,000
Annual Street Light Improvements	-	-	250,000	250,000	250,000	250,000	-	1,000,000
Annual Traffic Signal Coordination	-	-	75,000	75,000	75,000	75,000	-	300,000
Archibald Avenue Pavement Rehabilitation	-	-	600,000	-	-	1,600,000	-	2,200,000
Baker Ave Pavement Rehabilitation (Sixth to Fourth)	-	-	500,000	-	-	-	-	500,000
Campus Avenue Pavement Rehabilitation (Philadelphia to SR-60)	-	-	600,000	-	-	-	-	600,000
Campus Avenue Storm Drain	-	-	400,000	6,400,000	2,500,000	-	-	9,300,000
Corona Avenue Pavement Rehabilitation (Princeton to Fourth)	-	-	200,000	-	-	-	-	200,000
Fifth Street Pavement Rehabilitation (El Dorado to Baker)	-	-	300,000	-	-	-	-	300,000
Francis Street Pavement Rehabilitation	-	-	400,000	1,000,000	-	600,000	-	2,000,000
Haven Avenue Pavement Rehabilitation (Jurupa to SR-60)	-	-	1,140,000	-	-	-	-	1,140,000
Hellman Avenue Pavement Rehabilitation (Mission to Francis)	-	-	350,000	-	-	-	-	350,000
Princeton Street Pavement Rehabilitation (Baker to Corona)	-	-	600,000	-	-	-	-	600,000
Proforma Avenue Pavement Rehabilitation	-	-	300,000	-	-	200,000	-	500,000
San Antonio Avenue Pavement Rehabilitation	-	-	700,000	2,000,000	-	-	-	2,700,000
Sixth Street Pavement Rehabilitation (Mountain to Euclid)	-	-	800,000	-	-	-	-	800,000
Annual Traffic Signal Improvements	-	-	-	700,000	700,000	1,000,000	-	2,400,000
Cucamonga Avenue Storm Drain	-	-	-	150,000	2,250,000	1,000,000	-	3,400,000
Grove Avenue Corridor Street Improvements	-	-	-	3,000,000	-	-	-	3,000,000
Grove Avenue Pavement Rehabilitation	-	-	-	300,000	725,000	-	-	1,025,000
Grove Avenue Storm Drain	-	-	-	150,000	2,050,000	1,000,000	-	3,200,000
I-10 and Grove Avenue Interchange Improvements	-	-	-	7,000,000	-	-	-	7,000,000
Mountain Avenue Pavement Rehabilitation (Mission to SR-60)	-	-	-	1,400,000	-	-	-	1,400,000
Vineyard Avenue Pavement Rehabilitation	-	-	-	450,000	875,000	-	-	1,325,000
Wineville Avenue Pavement Rehabilitation (Francis to Philadelphia)	-	-	-	325,000	-	-	-	325,000
Fern Avenue Pavement Rehabilitation (Philadelphia to Walnut)	-	-	-	-	200,000	-	-	200,000
Milliken Avenue (West Half) Pavement Rehabilitation (SR-60 to Riverside)	-	-	-	-	400,000	-	-	400,000
Riverside Drive Pavement Rehabilitation	-	-	-	-	2,050,000	-	-	2,050,000
Turner Avenue Pavement Rehabilitation (Riverside to Chino)	-	-	-	-	400,000	-	-	400,000
Brooks Street Pavement Rehabilitation (Benson to Mountain)	-	-	-	-	-	600,000	-	600,000
Cedar Street Pavement Rehabilitation (Proforma to Turner)	-	-	-	-	-	600,000	-	600,000
Locust Street Pavement Rehabilitation (Grove to Parco)	-	-	-	-	-	250,000	-	250,000

City of Ontario
Capital Improvement Program
Summary of Capital Improvement Program by Agency

Project Rollup	FY 2022-23 Current	FY 2023-24 Adopted	FY 2024-25 Recommended	FY 2025-26 Recommended	FY 2026-27 Recommended	FY 2027-28 Recommended	Outer Years	Total
Palmetto Avenue Pavement Rehabilitation (Mission to Ralston)	\$ -	\$ -	\$ -	\$ -	\$ -	\$ 250,000	\$ -	\$ 250,000
Storm Drains - Phase 2*	-	-	5,000,000	15,000,000	15,000,000	14,000,000	-	49,000,000
Community Development Total	\$ 8,477,952	\$ 31,234,000	\$ 31,887,000	\$ 43,837,000	\$ 33,847,000	\$ 26,872,000	\$ -	\$ 176,154,952
Economic Development								
Arena Entertainment District - Triangle Piemonte Property Acquisition**	\$ 2,940,300	\$ -	\$ -	\$ -	\$ -	\$ -	\$ -	\$ 2,940,300
Convention Center Parking Facility Acquisition	-	8,500,000	-	-	-	-	-	8,500,000
Public Parking Structure (200 West B Street) Acquisition	-	2,100,000	-	-	-	-	-	2,100,000
Regional Sports Complex - Acquisition (52 acres)	52,000,000	-	-	-	-	-	-	52,000,000
Regional Sports Complex - Acquisition (60 acres, 10 years)	3,000,000	12,000,000	12,000,000	12,000,000	12,000,000	12,000,000	57,000,000	120,000,000
Regional Sports Complex - Acquisition (31 acres)	-	-	35,000,000	-	-	-	-	35,000,000
Regional Sports Complex - Acquisition (37 acres)	-	-	40,000,000	-	-	-	-	40,000,000
Beverly Hotel Acquisition	-	-	3,150,000	-	-	-	-	3,150,000
Holt Corridor (Bon View and Holt) Acquisition	-	-	6,500,000	-	-	-	-	6,500,000
Holt Corridor (Campus and Holt) Acquisition	-	-	2,250,000	-	-	-	-	2,250,000
Holt Corridor (Grove and Holt) Acquisition	-	-	20,000,000	-	-	-	-	20,000,000
Holt Corridor (Sultana and Holt) Acquisition	-	-	2,200,000	-	-	-	-	2,200,000
Economic Development Total	\$ 57,940,300	\$ 22,600,000	\$ 121,100,000	\$ 12,000,000	\$ 12,000,000	\$ 12,000,000	\$ 57,000,000	\$ 294,640,300
Information Technology								
Audio/Video Equipment Upgrades for City Conference Rooms	\$ -	\$ 180,000	\$ 180,000	\$ 180,000	\$ -	\$ -	\$ -	\$ 540,000
City Facilities Notification, Emergency and Overhead Paging System	-	500,000	500,000	-	-	-	-	1,000,000
Citywide Camera Refresh and Expansion	-	600,000	600,000	600,000	-	-	-	1,800,000
Citywide Wi-Fi Expansion and Refresh	-	225,000	225,000	-	-	-	-	450,000
Community Development Land Management System Replacement (Accela)	-	1,000,000	750,000	950,000	200,000	-	-	2,900,000
Fire Computer Aided Dispatch Replacement	-	1,250,000	750,000	500,000	-	-	-	2,500,000
Multicarrier Distributed Antennae Systems	-	200,000	200,000	-	-	-	-	400,000
Police Computer Aided Dispatch Replacement	-	1,250,000	750,000	500,000	-	-	-	2,500,000
Replace Virtual Server Platform Servers (VxRail)	-	350,000	350,000	350,000	350,000	350,000	-	1,750,000
Modernize Desktop and Device Management and Deployment (Citywide)	-	-	1,300,000	1,100,000	-	-	-	2,400,000
OMUC Customer Information System (CIS) Replacement	-	-	2,500,000	1,500,000	1,000,000	500,000	500,000	6,000,000
Public Work's Work Order Management Upgrade	-	-	250,000	250,000	250,000	-	-	750,000
Information Technology Total	\$ -	\$ 5,555,000	\$ 8,355,000	\$ 5,930,000	\$ 1,800,000	\$ 850,000	\$ 500,000	\$ 22,990,000
Management Services								
Broadband Expansion*	\$ -	\$ -	\$ -	\$ -	\$ -	\$ -	\$ 116,000,000	\$ 116,000,000
Management Services Total	\$ -	\$ -	\$ -	\$ -	\$ -	\$ -	\$ 116,000,000	\$ 116,000,000
Ontario Municipal Utilities								
Automated Metering Infrastructure (AMI) Antenna Towers, Phase 2	\$ 1,709,887	\$ 170,000	\$ 1,400,000	\$ -	\$ -	\$ -	\$ -	\$ 3,279,887
Bon View Avenue Water Main Improvements (South of Francis)	-	1,107,194	-	-	-	-	-	1,107,194
Carpenter Avenue Trunk Sewer	-	540,000	4,923,139	-	-	-	-	5,463,139
FY 2022-23 Water Main Improvements	1,637,500	-	9,000,000	-	-	-	-	10,637,500
FY 2023-24 Water Main Improvements	1,000,000	5,200,000	-	-	-	-	-	6,200,000
FY 2024-25 Sewer Main Lining Improvements	-	200,000	1,500,000	1,500,000	-	-	-	3,200,000
FY 2024-25 Water Main Improvements	-	900,000	5,000,000	-	-	-	-	5,900,000
Municipal Service Center Improvements	1,023,485	1,000,000	1,000,000	1,000,000	-	-	-	4,023,485
Ontario Municipal Service Center Bioswale Drainage Improvements	-	100,000	300,000	-	-	-	-	400,000
Pure Ontario Water (POW) - Advanced Water Purification Facility (Alternative Water Supply)	-	1,000,000	7,000,000	90,000,000	-	-	-	98,000,000
State Street, Campus Avenue, and Bon View Avenue Water Main Improvements	-	889,624	-	-	-	-	-	889,624
Water Main Improvements on Transit Street, Emporia Street, Palm Avenue, and Laurel Avenue	845,506	2,300,000	-	-	-	-	-	3,145,506
Downtown Water Main Improvements	165,000	-	2,438,576	-	-	-	-	2,603,576

**City of Ontario
Capital Improvement Program
Summary of Capital Improvement Program by Agency**

Project Rollup	FY 2022-23 Current	FY 2023-24 Adopted	FY 2024-25 Recommended	FY 2025-26 Recommended	FY 2026-27 Recommended	FY 2027-28 Recommended	Outer Years	Total
Laurel Avenue (G Street to Holt Boulevard) Sewer Main Improvements	\$ 372,500	\$ -	\$ 2,432,250	\$ -	\$ -	\$ -	\$ -	\$ 2,804,750
New Potable Water Well No. 53	500,000	-	1,500,000	6,500,000	-	-	-	8,500,000
Onsite Chlorine Generators	1,628,135	-	4,352,750	-	-	-	-	5,980,885
Ontario Ranch Loop Phase 2 - Reservoir 925'-1A	1,430,352	-	1,430,352	5,000,000	5,000,000	5,000,000	-	17,860,704
Ontario Ranch Phase 2B Water Main Improvements	1,575,000	-	1,575,000	7,626,000	7,626,000	6,468,750	6,468,750	31,339,500
Piemonte Overlay Sewer Improvements	770,000	-	3,500,000	-	-	-	-	4,270,000
13th Street Reservoirs Structural Retrofits	-	-	-	1,000,000	9,000,000	-	-	10,000,000
Euclid Avenue Recycled Water System (\$10M in Grant Funds)	10,314,504	-	-	10,000,000	-	-	-	20,314,504
North Vineyard Avenue Sanitary Sewer Project	7,433,722	-	-	3,500,000	4,420,000	-	-	15,353,722
Replacement Potable Water Well	-	-	-	500,000	1,500,000	6,500,000	-	8,500,000
Reservoir 1212' 4A and Transmission Main	-	-	-	1,500,000	18,000,000	12,000,000	-	31,500,000
Water Main Improvements	-	-	-	500,000	5,750,000	6,000,000	-	12,250,000
Groundwater Wellhead Treatment Facility	-	-	-	-	1,000,000	16,250,000	-	17,250,000
Ontario Municipal Utilities Total	\$ 30,405,591	\$ 13,406,818	\$ 47,352,067	\$ 128,626,000	\$ 52,296,000	\$ 52,218,750	\$ 6,468,750	\$ 330,773,976
Police Department								
Forensics Evidence Processing Room	\$ -	\$ 120,000	\$ -	\$ -	\$ -	\$ -	\$ -	\$ 120,000
National Integrated Ballistic Information Network (NIBIN)	-	437,480	-	-	-	-	-	437,480
Software/Workstation/Area 2109	-	-	-	-	-	-	-	-
Police Department Media Room	-	600,000	600,000	-	-	-	-	1,200,000
Real Time Information Center (RTIC)	-	2,826,400	3,000,000	1,500,000	-	-	-	7,326,400
Tactical Defense Room Soundproofing	-	-	875,000	-	-	-	-	875,000
Air Support Office Build Out and Epoxy Floors for Hangar	-	-	-	450,000	-	-	-	450,000
Internet Crimes Against Children (ICAC) Bureau Expansion	-	-	-	1,500,000	-	-	-	1,500,000
Police Department Property Room and Loading Floor Epoxy	-	-	-	122,000	-	-	-	122,000
South Ontario Police Substation	-	-	-	725,000	15,600,000	-	-	16,325,000
Police Department Total	\$ -	\$ 3,983,880	\$ 4,475,000	\$ 4,297,000	\$ 15,600,000	\$ -	\$ -	\$ 28,355,880
Public Works								
ADA Concrete Ramp Construction	\$ -	\$ 175,000	\$ -	\$ -	\$ -	\$ -	\$ -	\$ 175,000
Anthony Munoz Concession Stand, Restrooms, and Community Center Gym	-	650,000	4,650,000	-	-	-	-	5,300,000
Armstrong Community Center Roof Restoration	285,000	840,000	-	-	-	-	-	1,125,000
Bon View Park Playground Replacement	-	400,000	-	-	-	-	-	400,000
Celebration Park North Improvements	-	500,000	-	-	-	-	-	500,000
Civic Center Expansion - Annex Admin Building	600,000	5,000,000	18,000,000	17,400,000	-	-	-	41,000,000
Civic Center Expansion - Fire Admin Building at Fire Station No. 3	750,000	13,250,000	17,500,000	-	-	-	-	31,500,000
Civic Center Expansion - Fire Station No. 1	2,000,000	13,250,000	11,750,000	-	-	-	-	27,000,000
Civic Center Expansion - Parking Structure	500,000	18,000,000	15,000,000	-	-	-	-	33,500,000
Continuum of Care Campus (Holt Blvd)	-	3,000,000	8,105,600	8,211,200	-	-	-	19,316,800
De Anza Park Improvements	1,273,647	5,476,353	4,480,000	-	-	-	-	11,230,000
De Anza Park Lighting Improvements (Grant Funded)	-	2,000,000	-	-	-	-	-	2,000,000
Dorothy A. Quesada Community Center Roof Replacement	-	200,000	-	-	-	-	-	200,000
Easement and Storm Drain Pipe Replacement	-	1,700,000	-	-	-	-	-	1,700,000
Fence Replacement at Schimmel Dog Park and Grand Park	-	126,000	-	90,000	-	-	-	216,000
Granada Theater	-	3,550,000	15,000,000	-	-	-	-	18,550,000
Grand Park Phase 1	6,187,280	5,000,000	50,000,000	50,000,000	-	-	-	111,187,280
Homer F. Briggs Park Improvements	-	615,000	-	-	400,000	-	-	1,015,000
John Galvin Park Facilities Improvements	650,000	1,625,000	-	-	-	-	-	2,275,000
John Galvin Park Improvements	-	800,000	380,000	3,000,000	2,000,000	-	-	6,180,000
Mission Blvd Median Improvements - Phase 2 (Grant Funded)	-	2,000,000	-	-	-	-	-	2,000,000
Ontario Museum of History and Art Master Plan	-	3,000,000	3,000,000	6,000,000	-	-	-	12,000,000
Ontario Ranch Fire Station No. 11 Acquisition and Design	2,812,000	3,725,000	-	-	-	-	-	6,537,000

**City of Ontario
Capital Improvement Program
Summary of Capital Improvement Program by Agency**

Project Rollup	FY 2022-23 Current	FY 2023-24 Adopted	FY 2024-25 Recommended	FY 2025-26 Recommended	FY 2026-27 Recommended	FY 2027-28 Recommended	Outer Years	Total
Ontario Town Square Park Green Room and Restroom Improvements	\$ -	\$ -	\$ 2,000,000	\$ -	\$ -	\$ -	\$ -	\$ 2,000,000
Sam Alba Park Restroom Renovation	-	709,524	-	-	-	-	-	709,524
South Bon View Park Field Lights Upgrades	-	300,000	-	-	-	-	-	300,000
Vineyard Park Improvements	-	100,000	2,000,000	3,500,000	-	270,000	-	5,870,000
West Mission Campus - Temporary Access Center and Housing Shelter	-	5,000,000	2,270,000	-	-	-	-	7,270,000
Arena Entertainment District - Parking Structure #1	-	-	4,060,000	18,000,000	18,000,000	-	-	40,060,000
Arena Entertainment District - Police Department Storefront	-	-	2,000,000	-	-	-	-	2,000,000
Convention Center Expansion*	-	-	50,000,000	100,000,000	165,000,000	-	-	315,000,000
Game Shacks at Various Park Locations	-	2,000,000	-	1,000,000	-	-	-	3,000,000
George Gibbs Park Improvements	-	2,500,000	-	-	-	-	-	2,500,000
Haven and Mission Underpass Landscape Renovation	-	-	681,000	-	-	-	-	681,000
Historic Euclid Avenue Restoration	-	-	2,041,222	32,107,222	1,029,952	1,029,952	1,029,952	37,238,300
Homer F. Briggs Park Snack Bar and Restroom Upgrades	-	500,000	500,000	-	-	-	-	1,000,000
James R. Bryant Park Improvements	-	-	335,000	-	-	-	-	335,000
Jay Littleton Ball Field Upgrades	-	-	4,500,000	-	-	-	-	4,500,000
Library Branch - Mission & Mountain	-	-	5,400,000	1,800,000	4,000,000	1,000,000	-	12,200,000
John Galvin Park Community Center Master Plan	-	-	200,000	3,200,000	6,000,000	6,000,000	-	15,400,000
Mountain View Elementary Playground and Rubber Surface Installation	-	-	372,000	-	-	-	-	372,000
Ontario Motor Speedway Park Field & Lighting Upgrades	-	-	650,000	-	-	-	-	650,000
Regional Sports Complex - Design and Construction	1,000,000	-	45,000,000	52,000,000	52,000,000	22,000,000	165,000,000	337,000,000
The Vault - Museum Space (Office/Meeting Space/Exhibit)	-	-	100,000	-	-	-	-	100,000
Centennial Park Playground and Rubber Surface Installation	-	-	-	505,000	-	-	-	505,000
Cypress Park Playground and Rubber Surface Installation	-	-	-	450,000	-	-	-	450,000
Del Rancho Park Improvements	-	-	-	1,000,000	2,010,000	-	-	3,010,000
Grand Park - Community Center	-	-	-	725,000	15,000,000	20,000,000	-	35,725,000
Grand Park - Library Branch	-	-	-	725,000	13,500,000	45,000,000	5,000,000	64,225,000
Library Branch - 6th Street and Grove Avenue	-	-	-	2,000,000	2,100,000	1,555,552	6,544,448	12,200,000
Municipal Services Center Relocation	-	-	4,000,000	104,000,000	100,000,000	100,000,000	-	308,000,000
Page One Café at Ovitt Family Community Library Remodel	-	-	-	250,000	-	-	-	250,000
West Cucamonga Trail Improvements	-	-	-	1,500,000	1,500,000	-	-	3,000,000
Armstrong Community Center Renovation	-	-	-	-	800,000	200,000	-	1,000,000
Museum Off-Site Storage/Research Facility	-	-	-	-	500,000	-	-	500,000
Ranch Park Playground and Rubber Surface Installation	-	-	-	-	460,000	-	-	460,000
Satellite Library - Homer Briggs Park	-	-	-	-	611,000	-	-	611,000
Whispering Lakes Golf Course Renovation	-	-	10,000,000	-	-	-	-	10,000,000
Creekside Park Master Plan	-	-	-	-	-	200,000	-	200,000
Public Art in the Garden (Museum Courtyard) (Public Art Fund)	-	-	-	-	-	300,000	-	300,000
Thunderbird Exhibit Reinstallation (Museum Exterior Grounds) (Public Art Fund)	-	-	-	-	-	200,000	-	200,000
Vineyard Park Community Center*	-	-	-	-	-	-	14,000,000	14,000,000
Arena Entertainment District - Parking Structure #2*	-	-	-	-	-	-	-	TBD
Arena Entertainment District - Performing Arts Center*	-	-	-	-	-	-	-	TBD
Arena Entertainment District - Plazas (East/West)*	-	-	-	-	-	-	-	TBD
Downtown Parking Structures (D Block, West Side of Euclid, Southwest Area)*	-	-	-	-	-	-	-	TBD
Grand Park - Lakes*	-	-	-	-	-	-	-	TBD
Grand Park Phase 2 - Acquisition*	-	-	-	-	-	-	-	TBD
Public Works Total	\$ 16,057,927	\$ 95,991,877	\$ 283,974,822	\$ 407,463,422	\$ 384,910,952	\$ 197,755,504	\$ 191,574,400	\$ 1,577,728,904

City of Ontario
 Capital Improvement Program
 Summary of Capital Improvement Program by Agency

Project Rollup	FY 2022-23 Current	FY 2023-24 Adopted	FY 2024-25 Recommended	FY 2025-26 Recommended	FY 2026-27 Recommended	FY 2027-28 Recommended	Outer Years	Total
Ontario Housing Authority								
Affordable Housing/Veteran Housing (Mission/Mountain) Acquisition (Affordability In-Lieu)	\$ -	\$ 8,625,000	\$ -	\$ -	\$ -	\$ -	\$ -	\$ 8,625,000
Ontario Housing Authority Total	\$ -	\$ 8,625,000	\$ -	\$ -	\$ -	\$ -	\$ -	\$ 8,625,000
Grand Total	\$ 112,881,770	\$ 181,396,575	\$ 497,143,889	\$ 602,153,422	\$ 500,453,952	\$ 289,696,254	\$ 371,543,150	\$ 2,555,269,012





PREMIER COMMUNITY OF THE INLAND EMPIRE



City of Ontario
Capital Improvement Program
Summary of Capital Improvement Program by Project Type

Project Type	Funding Source	Page	FY 2022-23 Current	FY 2023-24 Adopted	FY 2024-25 Recommended	FY 2025-26 Recommended	FY 2026-27 Recommended	FY 2027-28 Recommended	Outer Years	Total
Parks										
De Anza Park Improvements	Measure Q	33	\$ 1,273,647	\$ 5,476,353	\$ 4,480,000	\$ -	\$ -	\$ -	\$ -	\$ 11,230,000
Regional Sports Complex - Acquisition (52 acres)	2023 Bond	35	52,000,000	-	-	-	-	-	-	52,000,000
Regional Sports Complex - Acquisition (60 acres, 10 years)	Measure Q	35	3,000,000	12,000,000	12,000,000	12,000,000	12,000,000	12,000,000	57,000,000	120,000,000
Regional Sports Complex - Acquisition (31 acres)	Measure Q	35	-	-	35,000,000	-	-	-	-	35,000,000
Regional Sports Complex - Acquisition (37 acres)	2023 Bond	35	-	-	40,000,000	-	-	-	-	40,000,000
Regional Sports Complex - Design and Construction	Measure Q	37	1,000,000	-	45,000,000	52,000,000	52,000,000	22,000,000	165,000,000	337,000,000
ADA Concrete Ramp Construction	Other Funds	39	-	175,000	-	-	-	-	-	175,000
Bon View Park Playground Replacement	Measure Q	41	-	400,000	-	-	-	-	-	400,000
Celebration Park North Improvements	Measure Q	43	-	500,000	-	-	-	-	-	500,000
Fence Replacement at Schimmel Dog Park and Grand Park	Measure Q	45	-	126,000	-	90,000	-	-	-	216,000
Homer F. Briggs Park Improvements	Measure Q	47	-	615,000	-	-	400,000	-	-	1,015,000
John Galvin Park Improvements	Measure Q	49	-	800,000	380,000	3,000,000	2,000,000	-	-	6,180,000
Mission Blvd Median Improvements - Phase 2 (Grant Funded)	Other Funds	51	-	2,000,000	-	-	-	-	-	2,000,000
Ontario Town Square Park Green Room and Restroom Improvements	Measure Q	53	-	-	2,000,000	-	-	-	-	2,000,000
South Bon View Park Field Lights Upgrades	Measure Q	55	-	300,000	-	-	-	-	-	300,000
Vineyard Park Improvements	Measure Q	57	-	100,000	2,000,000	3,500,000	-	270,000	-	5,870,000
Game Shacks at Various Park Locations	Measure Q	59	-	2,000,000	-	1,000,000	-	-	-	3,000,000
George Gibbs Park Improvements	Measure Q	61	-	2,500,000	-	-	-	-	-	2,500,000
Haven and Mission Underpass Landscape Renovation	Capital Projects	63	-	-	681,000	-	-	-	-	681,000
James R. Bryant Park Improvements	Measure Q	65	-	-	335,000	-	-	-	-	335,000
John Galvin Park Community Center Master Plan	Measure Q	67	-	-	200,000	3,200,000	6,000,000	6,000,000	-	15,400,000
Mountain View Elementary Playground and Rubber Surface Installation	Measure Q	69	-	-	372,000	-	-	-	-	372,000
Ontario Motor Speedway Park Field & Lighting Upgrades	Capital Projects	71	-	-	650,000	-	-	-	-	650,000
Historic Euclid Avenue Restoration	Measure Q	73	-	-	2,041,222	32,107,222	1,029,952	1,029,952	1,029,952	37,238,300
Centennial Park Playground and Rubber Surface Installation	Capital Projects	75	-	-	-	505,000	-	-	-	505,000
Cypress Park Playground and Rubber Surface Installation	Capital Projects	77	-	-	-	450,000	-	-	-	450,000
Del Rancho Park Improvements	Measure Q	79	-	-	-	1,000,000	2,010,000	-	-	3,010,000
West Cucamonga Trail Improvements	Measure Q	81	-	-	-	1,500,000	1,500,000	-	-	3,000,000
Ranch Park Playground and Rubber Surface Installation	Measure Q	83	-	-	-	-	460,000	-	-	460,000
Creekside Park Master Plan	Measure Q	85	-	-	-	-	-	200,000	-	200,000
Parks Total			\$ 57,273,647	\$ 26,992,353	\$ 145,139,222	\$ 110,352,222	\$ 77,399,952	\$ 41,499,952	\$ 223,029,952	\$ 681,687,300

De Anza Park Improvements



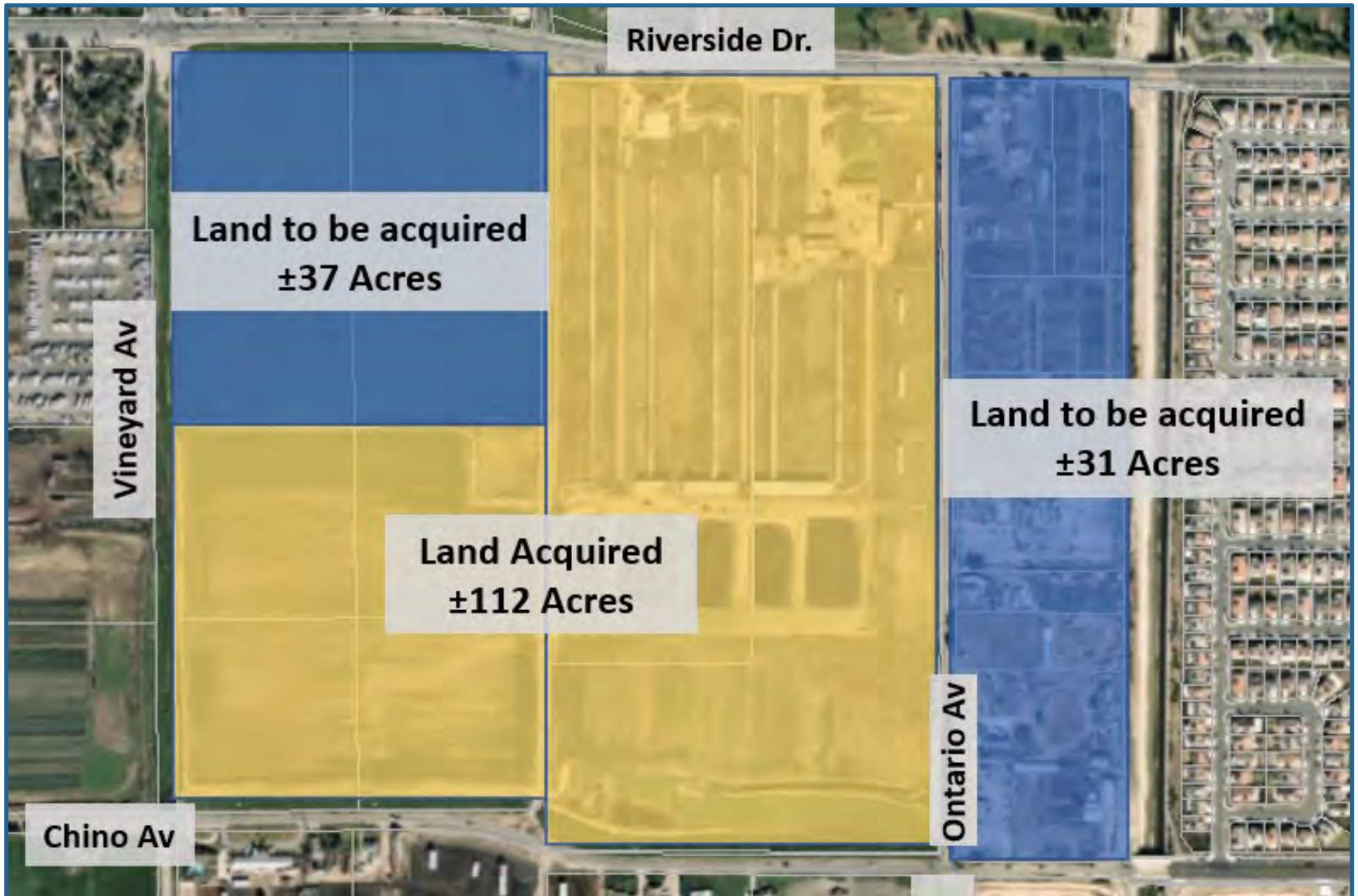
City of Ontario
Capital Improvement Program
Adopted Budget for Fiscal Year 2023-24

Project Title: De Anza Park Improvements	Dept. Responsible: PWA002-Public Works Deposits, Grants and Projects	
Location: De Anza Park - 1405 South Fern Avenue	Project Manager: Alfredo Banuelos	CIP Category: Parks
Description of Improvements: Improvements to De Anza Park including the addition of skate park, addition of a splash pad, renovation of picnic shelter and futsal/pickleball courts, upgrade soccer field to synthetic turf, and replacement of existing tot lot playground equipment and rubber surface installation.	Project ID: See Comments	DIF Project No: N/A
	Project Start Date: 7/1/2023	Estimated End Date: 6/30/2025
	Project Status: New Project	Total Cost: \$ 11,230,000
Justification or Significance of Improvement: Provide additional amenities to the community, replace and renovate existing equipment for safety, and reduce maintenance for City staff.	Project Priority Within CIP Category	Is Project Funding Subject to Award by Outside Agency?
	<input checked="" type="checkbox"/> Essential (Start within 1 year) <input type="checkbox"/> Necessary (Start within 1 to 3 years) <input type="checkbox"/> Desirable (Start within 3 to 5 years)	<input type="checkbox"/> Yes (provide details in comments) <input checked="" type="checkbox"/> No
City Council Goals & Objectives:		
Invest in the City's Infrastructure (Water, Streets, Sewer, Parks, Storm Drains, and Public Facilities)		
Encourage, Provide, and Support Enhanced Recreational, Educational, Cultural, and Healthy City Programs, Policies, and Activities		
Maintain the Current High Level of Public Safety		

Fiscal Year	FY 2022-23	FY 2023-24	FY 2024-25	FY 2025-26	FY 2026-27	FY 2027-28	Outer Years	Total Cost
	Current	Adopted	Recommended					
Fund:	4011-Capital Projects - Measure Q							
Architect & Eng Svcs	-	-	-	-	-	-	-	-
Land Purchases	-	-	-	-	-	-	-	-
Construction Contracts	-	5,476,353	4,480,000	-	-	-	-	9,956,353
Other Professional Svcs	-	-	-	-	-	-	-	-
Other Misc Expenses	-	-	-	-	-	-	-	-
Fund:	2650-Park Impact/Quimby							
Architect & Eng Svcs	130,000	-	-	-	-	-	-	130,000
Land Purchases	-	-	-	-	-	-	-	-
Construction Contracts	1,143,647	-	-	-	-	-	-	1,143,647
Other Professional Svcs	-	-	-	-	-	-	-	-
Other Misc Expenses	-	-	-	-	-	-	-	-
Total Cost	\$ 1,273,647	\$ 5,476,353	\$ 4,480,000	\$ -	\$ -	\$ -	\$ -	\$ 11,230,000
Annual O&M								

Review and Comments:
PA1903: De Anza Skate Park: \$976,353 FY2023-24, \$500,000 FY2024-25 (Originally budgeted \$1,273,647 in FY 2022-23)
PA2413: De Anza Splash Pad: \$2,000,000 FY2023-24, \$1,000,000 in FY2024-25
PA2414: De Anza Picnic Shelter and Futsal/Pickleball Court Renovations: \$1,500,000 FY2023-24, \$500,000 FY2024-25 (Project Manager: Nick Gonzalez)
PA2415: De Anza Soccer Field Synthetic Turf: \$1,000,000 FY2023-24, \$2,000,000 FY2024-25
De Anza Playground and Rubber Surface Installation: \$480,000 FY 2024-25

Regional Sports Complex – Acquisition



City of Ontario
Capital Improvement Program
Adopted Budget for Fiscal Year 2023-24

Project Title: Regional Sports Complex - Acquisition Location: 9155 East Riverside Drive Description of Improvements: Property acquisition for the future Ontario Sports Complex. Justification or Significance of Improvement: Creating a public sports complex is critical to provide amenities for the Ontario Ranch community and greater Ontario region. This acquisition will also pave the way for the relocation of the Municipal Services Center and enhanced golf holes for Whispering Lakes Golf Course.	Dept. Responsible: ECD003-Economic Development Deposits, Grants and Projects Project Manager: Charity Hernandez Project ID: PA2302 Project Start Date: 4/1/2023 Project Status: New Phase CIP Category: Parks DIF Project No: N/A Estimated End Date: 3/31/2023 Total Cost: \$ 247,000,000 Project Priority Within CIP Category <input type="checkbox"/> Essential (Start within 1 year) <input checked="" type="checkbox"/> Necessary (Start within 1 to 3 years) <input type="checkbox"/> Desirable (Start within 3 to 5 years) Is Project Funding Subject to Award by Outside Agency? <input type="checkbox"/> Yes (provide details in comments) <input checked="" type="checkbox"/> No City Council Goals & Objectives: Invest in the Growth and Evolution of the City's Economy Invest in the City's Infrastructure (Water, Streets, Sewer, Parks, Storm Drains, and Public Facilities)
--	--

Fiscal Year	FY 2022-23	FY 2023-24	FY 2024-25	FY 2025-26	FY 2026-27	FY 2027-28	Outer Years	Total Cost
	Current	Adopted	Recommended					
Fund:	4011-Capital Projects - Measure Q							
Architect & Eng Svcs	-	-	-	-	-	-	-	-
Land Purchases	55,000,000	12,000,000	87,000,000	12,000,000	12,000,000	12,000,000	57,000,000	247,000,000
Construction Contracts	-	-	-	-	-	-	-	-
Other Professional Svcs	-	-	-	-	-	-	-	-
Other Misc Expenses	-	-	-	-	-	-	-	-
Total Cost	\$ 55,000,000	\$ 12,000,000	\$ 87,000,000	\$ 12,000,000	\$ 12,000,000	\$ 12,000,000	\$ 57,000,000	\$ 247,000,000
Annual O&M								

Review and Comments:
 FY2023-24 Acquisition 112 acres: \$52,000,000; \$12M every fiscal year for 10 years.
 FY2024-25 Acquisition 31 acres: \$35,000,000
 FY2024-25 Acquisition 37 acres: \$40,000,000

Regional Sports Complex – Design and Construction



City of Ontario
Capital Improvement Program
Recommended Budget for Fiscal Year 2024-25

Project Title: Regional Sports Complex - Design and Construction	Dept. Responsible: FMD005-Municipal Services Deposits, Grants and Projects	
Location: South of the 60 Freeway between Archibald Ave and Vineyard Ave	Project Manager: Dan Beers	CIP Category: Parks
Description of Improvements: A new sports complex that will house the soccer fields from Ontario's Soccer Park, Westwind Community Center and included amenities (pool, little league field, playground equipment), various baseball/softball fields, Pee Wee football field(s), and possibly other sport amenities.	Project ID: PA2302	DIF Project No: N/A
	Project Start Date: 11/1/2022	Estimated End Date: 6/9/2027
	Project Status: New Phase	Total Cost: \$ 337,000,000
Justification or Significance of Improvement: The Ontario Soccer Park is being relocated to make room for the relocation of the Ontario Municipal Services Center. The Westwind Community Center and amenities will be relocated into the Sports Complex to provide room for Whispering Lakes Golf Course renovation. This is the first phase of three separate projects: 1st phase Ontario Sports Complex, 2nd phase Whispering Lakes Golf Course Renovation, and 3rd phase Municipal Services Center relocation.	Project Priority Within CIP Category	Is Project Funding Subject to Award by Outside Agency?
	<input checked="" type="checkbox"/> Essential (Start within 1 year) <input type="checkbox"/> Necessary (Start within 1 to 3 years) <input type="checkbox"/> Desirable (Start within 3 to 5 years)	<input type="checkbox"/> Yes (provide details in comments) <input checked="" type="checkbox"/> No
City Council Goals & Objectives:		
Invest in the City's Infrastructure (Water, Streets, Sewer, Parks, Storm Drains, and Public Facilities)		
Invest in the Growth and Evolution of the City's Economy		
Operate in a Businesslike Manner		

Fiscal Year	FY 2022-23	FY 2023-24	FY 2024-25	FY 2025-26	FY 2026-27	FY 2027-28	Outer Years	Total Cost
	Current	Adopted	Recommended					
Fund:	4011-Capital Projects - Measure Q							
Architect & Eng Svcs	-	-	-	-	-	-	-	-
Land Purchases	-	-	-	-	-	-	-	-
Construction Contracts	-	-	45,000,000	52,000,000	52,000,000	22,000,000	165,000,000	336,000,000
Other Professional Svcs	1,000,000	-	-	-	-	-	-	1,000,000
Other Misc Expenses	-	-	-	-	-	-	-	-
Total Cost	\$ 1,000,000	\$ -	\$ 45,000,000	\$ 52,000,000	\$ 52,000,000	\$ 22,000,000	\$ 165,000,000	\$ 337,000,000
Annual O&M								

Review and Comments:

ADA Concrete Ramp Construction



City of Ontario
Capital Improvement Program
Adopted Budget for Fiscal Year 2023-24

Project Title: ADA Concrete Ramp Construction Location: Various locations throughout the City. Description of Improvements: This project will include removal and replacement of existing non-compliant American with Disabilities Act (ADA) concrete ramps and installations of new ADA concrete ramps that currently do not exist in City neighborhoods. Justification or Significance of Improvement: Replace existing non-compliant and missing ADA concrete ramps throughout the City to maintain a high level of public safety.	Dept. Responsible: HSG004-Housing Deposits, Grants and Projects Project Manager: Alfredo Banuelos Project ID: GR_PA2401 Project Start Date: 7/1/2023 Project Status: New Project CIP Category: Parks DIF Project No: N/A Estimated End Date: 6/30/2024 Total Cost: \$ 175,000
	Project Priority Within CIP Category <input checked="" type="checkbox"/> Essential (Start within 1 year) <input type="checkbox"/> Necessary (Start within 1 to 3 years) <input type="checkbox"/> Desirable (Start within 3 to 5 years)
	Is Project Funding Subject to Award by Outside Agency? <input checked="" type="checkbox"/> Yes (provide details in comments) <input type="checkbox"/> No
	City Council Goals & Objectives: Invest in the City's Infrastructure (Water, Streets, Sewer, Parks, Storm Drains, and Public Facilities) Maintain the Current High Level of Public Safety

Fiscal Year	FY 2022-23	FY 2023-24	FY 2024-25	FY 2025-26	FY 2026-27	FY 2027-28	Outer Years	Total Cost
	Current	Adopted	Recommended					
Fund:	2010-C.D.B.G.							
Architect & Eng Svcs	-	-	-	-	-	-	-	-
Land Purchases	-	-	-	-	-	-	-	-
Construction Contracts	-	175,000	-	-	-	-	-	175,000
Other Professional Svcs	-	-	-	-	-	-	-	-
Other Misc Expenses	-	-	-	-	-	-	-	-
Total Cost	\$ -	\$ 175,000	\$ -	\$ -	\$ -	\$ -	\$ -	\$ 175,000
Annual O&M								

Review and Comments:

Bon View Park Playground Replacement



City of Ontario
Capital Improvement Program
Adopted Budget for Fiscal Year 2023-24

Project Title: Bon View Park Playground Replacement Location: Bon View Park - 813 East Belmont Street Description of Improvements: Replacement of existing playground equipment at Bon View Park. Justification or Significance of Improvement: Replacement is needed due to the age of the existing equipment.	Dept. Responsible: REC008-Recreation/Community Services Deposits, Grants and Projects Project Manager: Nick Gonzalez Project ID: PA2404 Project Start Date: 7/1/2023 Project Status: New Project CIP Category: Parks DIF Project No: N/A Estimated End Date: 6/30/2024 Total Cost: \$ 400,000 Project Priority Within CIP Category <input checked="" type="checkbox"/> Essential (Start within 1 year) <input type="checkbox"/> Necessary (Start within 1 to 3 years) <input type="checkbox"/> Desirable (Start within 3 to 5 years) Is Project Funding Subject to Award by Outside Agency? <input type="checkbox"/> Yes (provide details in comments) <input checked="" type="checkbox"/> No City Council Goals & Objectives: Invest in the City's Infrastructure (Water, Streets, Sewer, Parks, Storm Drains, and Public Facilities) Encourage, Provide, and Support Enhanced Recreational, Educational, Cultural, and Healthy City Programs, Policies, and Activities
--	--

Fiscal Year	FY 2022-23	FY 2023-24	FY 2024-25	FY 2025-26	FY 2026-27	FY 2027-28	Outer Years	Total Cost
	Current	Adopted	Recommended					
Fund:	4011-Capital Projects - Measure Q							
Architect & Eng Svcs	-	-	-	-	-	-	-	-
Land Purchases	-	-	-	-	-	-	-	-
Construction Contracts	-	-	-	-	-	-	-	-
Other Professional Svcs	-	400,000	-	-	-	-	-	400,000
Other Misc Expenses	-	-	-	-	-	-	-	-
Total Cost	\$ -	\$ 400,000	\$ -	\$ -	\$ -	\$ -	\$ -	\$ 400,000
Annual O&M								

Review and Comments:

Celebration Park North Improvements



Fence Replacement at Schimmel Dog Park and Grand Park



City of Ontario
Capital Improvement Program
Adopted Budget for Fiscal Year 2023-24

<p>Project Title: Fence Replacement at Schimmel Dog Park and Grand Park</p> <p>Location: Schimmel Dog Park and Grand Park</p> <p>Description of Improvements: Improvements include the removal of the old chain-link fence and the replacement of a black steel anti-rust fence at Schimmel Dog Park and Grand Park.</p> <p>Justification or Significance of Improvement: This improvement will allow our department to upgrade two (2) Dog Parks Chain-link fencing that are rusty and constantly getting vandalized. Replacing it with a Black Steel Anti-Rust Fencing will eliminate these issues and give these dog parks a better appearance.</p>	<p>Dept. Responsible: PWA002-Public Works Deposits, Grants and Projects</p> <p>Project Manager: Alfredo Banuelos</p> <p>Project ID: PA2406</p> <p>Project Start Date: 7/1/2023</p> <p>Project Status: New Project</p> <p>CIP Category: Parks</p> <p>DIF Project No: N/A</p> <p>Estimated End Date: 6/30/2024</p> <p>Total Cost: \$ 216,000</p> <p>Project Priority Within CIP Category</p> <p><input checked="" type="checkbox"/> Essential (Start within 1 year)</p> <p><input type="checkbox"/> Necessary (Start within 1 to 3 years)</p> <p><input type="checkbox"/> Desirable (Start within 3 to 5 years)</p> <p>Is Project Funding Subject to Award by Outside Agency?</p> <p><input type="checkbox"/> Yes (provide details in comments)</p> <p><input checked="" type="checkbox"/> No</p> <p>City Council Goals & Objectives: Invest in the City's Infrastructure (Water, Streets, Sewer, Parks, Storm Drains, and Public Facilities)</p>
--	--

Fiscal Year	FY 2022-23	FY 2023-24	FY 2024-25	FY 2025-26	FY 2026-27	FY 2027-28	Outer Years	Total Cost
	Current	Adopted	Recommended					
Fund:	4011-Capital Projects - Measure Q							
Architect & Eng Svcs	-	18,000	-	-	-	-	-	18,000
Land Purchases	-	-	-	-	-	-	-	-
Construction Contracts	-	90,000	-	90,000	-	-	-	180,000
Other Professional Svcs	-	-	-	-	-	-	-	-
Other Misc Expenses	-	18,000	-	-	-	-	-	18,000
Total Cost	\$ -	\$ 126,000	\$ -	\$ 90,000	\$ -	\$ -	\$ -	\$ 216,000
Annual O&M								

Review and Comments:
 This project will improve the overall appearance of these 2 dog parks and will allow staff to cut down on time spent maintaining the fences whenever they get vandalized.

Homer F. Briggs Park Improvements



City of Ontario
Capital Improvement Program
Adopted Budget for Fiscal Year 2023-24

Project Title: Homer F. Briggs Park Improvements Location: Homer F. Briggs Park - 2099 South Oaks Avenue Description of Improvements: Improvements to Homer F. Briggs Park including replacement of existing tot lot playground equipment and installation of new rubber surface, addition of fitness court and exercise equipment, and equestrian trail and ride ring improvements. Justification or Significance of Improvement: Provide additional amenities to the community, replace and renovate existing equipment for safety, and reduce maintenance for City staff.	Dept. Responsible: PWA002-Public Works Deposits, Grants and Projects Project Manager: Nick Gonzalez Project ID: See Comments Project Start Date: 7/1/2023 Project Status: New Project CIP Category: Parks DIF Project No: N/A Estimated End Date: 6/30/2027 Total Cost: \$ 1,015,000 Project Priority Within CIP Category <input type="checkbox"/> Essential (Start within 1 year) <input checked="" type="checkbox"/> Necessary (Start within 1 to 3 years) <input type="checkbox"/> Desirable (Start within 3 to 5 years) Is Project Funding Subject to Award by Outside Agency? <input type="checkbox"/> Yes (provide details in comments) <input checked="" type="checkbox"/> No City Council Goals & Objectives: Invest in the City's Infrastructure (Water, Streets, Sewer, Parks, Storm Drains, and Public Facilities) Encourage, Provide, and Support Enhanced Recreational, Educational, Cultural, and Healthy City Programs, Policies, and Activities Maintain the Current High Level of Public Safety
---	---

Fiscal Year	FY 2022-23	FY 2023-24	FY 2024-25	FY 2025-26	FY 2026-27	FY 2027-28	Outer Years	Total Cost
	Current	Adopted	Recommended					
Fund:	4011-Capital Projects - Measure Q							
Architect & Eng Svcs	-	-	-	-	-	-	-	-
Land Purchases	-	-	-	-	-	-	-	-
Construction Contracts	-	235,000	-	-	-	-	-	235,000
Other Professional Svcs	-	380,000	-	-	400,000	-	-	780,000
Other Misc Expenses	-	-	-	-	-	-	-	-
Total Cost	\$ -	\$ 615,000	\$ -	\$ -	\$ 400,000	\$ -	\$ -	\$ 1,015,000
Annual O&M								

Review and Comments:
 PA2407 - Homer F. Briggs Playground and Rubber Surface Installation: \$235,000 (Project Manager: Alfredo Banuelos)
 PA2408 - Homer F. Briggs Fitness Court and Exercise Equipment: \$380,000
 Homer F. Briggs Equestrian Trail Improvements: \$400,000

John Galvin Park Improvements



City of Ontario
Capital Improvement Program
Adopted Budget for Fiscal Year 2023-24

Project Title: John Galvin Park Improvements Location: John Galvin Park - 1072 North Grove Avenue Description of Improvements: Improvements to John Galvin Park including ballfield renovations, installation of an X-Treme Ninja Course; replacement of existing to lot playground and installation of new rubber surface, and design and construction of a new skate park, native garden, and splash pad. Justification or Significance of Improvement: Provide additional amenities to the community, replace and renovate existing equipment for safety, and reduce maintenance for City staff.	Dept. Responsible: PWA002-Public Works Deposits, Grants and Projects Project Manager: Nick Gonzalez Project ID: PA2308 Project Start Date: 7/1/2023 Project Status: New Project CIP Category: Parks DIF Project No: N/A Estimated End Date: 12/30/2026 Total Cost: \$ 6,180,000
	Project Priority Within CIP Category <input type="checkbox"/> Essential (Start within 1 year) <input checked="" type="checkbox"/> Necessary (Start within 1 to 3 years) <input type="checkbox"/> Desirable (Start within 3 to 5 years)
	Is Project Funding Subject to Award by Outside Agency? <input type="checkbox"/> Yes (provide details in comments) <input checked="" type="checkbox"/> No
	City Council Goals & Objectives: Invest in the City's Infrastructure (Water, Streets, Sewer, Parks, Storm Drains, and Public Facilities) Encourage, Provide, and Support Enhanced Recreational, Educational, Cultural, and Healthy City Programs, Policies, and Activities Maintain the Current High Level of Public Safety

Fiscal Year	FY 2022-23	FY 2023-24	FY 2024-25	FY 2025-26	FY 2026-27	FY 2027-28	Outer Years	Total Cost
	Current	Adopted	Recommended					
Fund:	4011-Capital Projects - Measure Q							
Architect & Eng Svcs	-	-	-	-	-	-	-	-
Land Purchases	-	-	-	-	-	-	-	-
Construction Contracts	-	-	380,000	-	-	-	-	380,000
Other Professional Svcs	-	800,000	-	3,000,000	2,000,000	-	-	5,800,000
Other Misc Expenses	-	-	-	-	-	-	-	-
Total Cost	\$ -	\$ 800,000	\$ 380,000	\$ 3,000,000	\$ 2,000,000	\$ -	\$ -	\$ 6,180,000
Annual O&M								

Review and Comments:
 John Galvin Ballfield Renovations: FY 2023-24 \$550,000
 John Galvin X-Treme Ninja Course: FY 2023-24 \$250,000
 John Galvin Playground and Rubber Surface Installation: FY 2024-25 \$380,000 (Project Manager: Alfredo Banuelos)
 John Galvin Skate Park, Native Garden, and Splash Pad: FY 2025-26 \$3,000,000 and FY 2026-27 \$2,000,000

Mission Blvd Median Improvements (Phase 2)



City of Ontario
Capital Improvement Program
Adopted Budget for Fiscal Year 2023-24

Project Title: Mission Blvd Median Improvements (Phase 2)	Dept. Responsible: PWA002-Public Works Deposits, Grants and Projects
Location: Mission Blvd from Mountain Avenue to Grove Avenue	Project Manager: Alfredo Banuelos CIP Category: Parks
Description of Improvements: New shade trees will be planted in empty tree wells on the medians, thus increasing the tree canopy and shade at midday to combat the scorching Southern California heat. The large empty areas of dirty and cement on the medians will be improved with new decorative cobble, boulders, decomposed granite, shrubs, and trees.	Project ID: GR_PA2402 DIF Project No: N/A
	Project Start Date: 7/1/2023 Estimated End Date: 6/30/2024
	Project Status: New Project Total Cost: \$ 2,000,000

Project Priority Within CIP Category	Is Project Funding Subject to Award by Outside Agency?
<input type="checkbox"/> Essential (Start within 1 year)	<input checked="" type="checkbox"/> Yes (provide details in comments)
<input checked="" type="checkbox"/> Necessary (Start within 1 to 3 years)	<input type="checkbox"/> No
<input type="checkbox"/> Desirable (Start within 3 to 5 years)	

City Council Goals & Objectives:
Invest in the City's Infrastructure (Water, Streets, Sewer, Parks, Storm Drains, and Public Facilities)
Focus Resources in Ontario's Commercial and Residential Neighborhoods
Pursue City's Goals and Objectives by Working with other Governmental Agencies

Justification or Significance of Improvement:
The medians are an underutilized public space in an underserved community lacking shade from trees to represent the culture/history of the community. The medians have large, empty tree wells, exposed dirt where turf grew prior to watering ordinances and drought conditions, and large sections of cement. Filling the existing empty spaces with decorative and natural materials will enhance the appearance of the corridor and provide land area for water capture and infiltration.

Fiscal Year	FY 2022-23	FY 2023-24	FY 2024-25	FY 2025-26	FY 2026-27	FY 2027-28	Outer Years	Total Cost
	Current	Adopted	Recommended					
Fund:	2400-Grants Fund							
Architect & Eng Svcs	-	-	-	-	-	-	-	-
Land Purchases	-	-	-	-	-	-	-	-
Construction Contracts	-	-	-	-	-	-	-	-
Other Professional Svcs	-	2,000,000	-	-	-	-	-	2,000,000
Other Misc Expenses	-	-	-	-	-	-	-	-
Total Cost	\$ -	\$ 2,000,000	\$ -	\$ -	\$ -	\$ -	\$ -	\$ 2,000,000
Annual O&M								

Review and Comments:
This project is a Priority Legislative Budget Project with funding distributed by Caltrans. Funds must be expended by June 2028. City will receive funding in Fiscal Year 2023-24 after a Transfer Agreement with CalTrans is approved by Council.

Ontario Town Square Green Room and Restroom Improvements Project



City of Ontario
Capital Improvement Program
Recommended Budget for Fiscal Year 2024-25

Project Title: Ontario Town Square Park Green Room and Restroom Improvements Location: Ontario Town Square - 224 North Euclid Avenue Description of Improvements: Addition of pre-fabricated restroom building and green room at Ontario Town Square Park. Justification or Significance of Improvement: The addition of pre-fabricated restroom building and green room is greatly needed for all the attendees and performers for the events at Town Square Park.	Dept. Responsible: PWA002-Public Works Deposits, Grants and Projects Project Manager: Alfredo Banuelos Project ID: PA Project Start Date: 7/1/2024 Project Status: New Project CIP Category: Parks DIF Project No: N/A Estimated End Date: 6/30/2025 Total Cost: \$ 2,000,000 Project Priority Within CIP Category <input type="checkbox"/> Essential (Start within 1 year) <input checked="" type="checkbox"/> Necessary (Start within 1 to 3 years) <input type="checkbox"/> Desirable (Start within 3 to 5 years) Is Project Funding Subject to Award by Outside Agency? <input type="checkbox"/> Yes (provide details in comments) <input checked="" type="checkbox"/> No City Council Goals & Objectives: Invest in the City's Infrastructure (Water, Streets, Sewer, Parks, Storm Drains, and Public Facilities) Encourage, Provide, and Support Enhanced Recreational, Educational, Cultural, and Healthy City Programs, Policies, and Activities Maintain the Current High Level of Public Safety
--	--

Fiscal Year	FY 2022-23	FY 2023-24	FY 2024-25	FY 2025-26	FY 2026-27	FY 2027-28	Outer Years	Total Cost
	Current	Adopted	Recommended					
Fund:	4011-Capital Projects - Measure Q							
Architect & Eng Svcs	-	-	-	-	-	-	-	-
Land Purchases	-	-	-	-	-	-	-	-
Construction Contracts	-	-	2,000,000	-	-	-	-	2,000,000
Other Professional Svcs	-	-	-	-	-	-	-	-
Other Misc Expenses	-	-	-	-	-	-	-	-
Total Cost	\$ -	\$ -	\$ 2,000,000	\$ -	\$ -	\$ -	\$ -	\$ 2,000,000
Annual O&M								

Review and Comments:

South Bon View Park Field Lights Upgrades



City of Ontario
Capital Improvement Program
Adopted Budget for Fiscal Year 2023-24

Project Title: South Bon View Park Field Lights Upgrades	Dept. Responsible: PWA002-Public Works Deposits, Grants and Projects	
Location: South Bon View Park - 2025 South Bon View Ave	Project Manager: Nick Gonzalez	CIP Category: Parks
Description of Improvements: The lighting at the South Bon View Park will need to be upgraded to Musco lighting.	Project ID: PA2410	DIF Project No: N/A
	Project Start Date: 7/1/2023	Estimated End Date: 6/30/2024
	Project Status: New Project	Total Cost: \$ 300,000
Justification or Significance of Improvement: The lighting is outdated and in need of updating. Additional field lights needed to accommodate more field space for sport-user groups.	Project Priority Within CIP Category	Is Project Funding Subject to Award by Outside Agency?
	<input checked="" type="checkbox"/> Essential (Start within 1 year) <input type="checkbox"/> Necessary (Start within 1 to 3 years) <input type="checkbox"/> Desirable (Start within 3 to 5 years)	<input type="checkbox"/> Yes (provide details in comments) <input checked="" type="checkbox"/> No
City Council Goals & Objectives:		
Invest in the City's Infrastructure (Water, Streets, Sewer, Parks, Storm Drains, and Public Facilities)		
Encourage, Provide, and Support Enhanced Recreational, Educational, Cultural, and Healthy City Programs, Policies, and Activities		

Fiscal Year	FY 2022-23	FY 2023-24	FY 2024-25	FY 2025-26	FY 2026-27	FY 2027-28	Outer Years	Total Cost
	Current	Adopted	Recommended					
Fund:	4011-Capital Projects - Measure Q							
Architect & Eng Svcs	-	-	-	-	-	-	-	-
Land Purchases	-	-	-	-	-	-	-	-
Construction Contracts	-	-	-	-	-	-	-	-
Other Professional Svcs	-	300,000	-	-	-	-	-	300,000
Other Misc Expenses	-	-	-	-	-	-	-	-
Total Cost	\$ -	\$ 300,000	\$ -	\$ -	\$ -	\$ -	\$ -	\$ 300,000
Annual O&M								

Review and Comments:

Vineyard Park Improvements



City of Ontario
Capital Improvement Program
Adopted Budget for Fiscal Year 2023-24

Project Title: Vineyard Park Improvements Location: Vineyard Park - 1400 East 6th Street Description of Improvements: Improvements to Vineyard Park including installation of fitness equipment, addition of an aquatics facility, skate park, soccer field, multi-use field, and walking trail, and replacement of existing tot lot playground equipment and installation of new rubber surface. Justification or Significance of Improvement: Provide additional amenities to the community, replace and renovate existing equipment for safety, and reduce maintenance for City staff.	Dept. Responsible: PWA002-Public Works Deposits, Grants and Projects Project Manager: Nick Gonzalez Project ID: PA2411 Project Start Date: 7/1/2023 Project Status: New Project CIP Category: Parks DIF Project No: N/A Estimated End Date: 6/30/2028 Total Cost: \$ 5,870,000 Project Priority Within CIP Category <input type="checkbox"/> Essential (Start within 1 year) <input checked="" type="checkbox"/> Necessary (Start within 1 to 3 years) <input type="checkbox"/> Desirable (Start within 3 to 5 years) Is Project Funding Subject to Award by Outside Agency? <input type="checkbox"/> Yes (provide details in comments) <input checked="" type="checkbox"/> No City Council Goals & Objectives: Invest in the City's Infrastructure (Water, Streets, Sewer, Parks, Storm Drains, and Public Facilities) Encourage, Provide, and Support Enhanced Recreational, Educational, Cultural, and Healthy City Programs, Policies, and Activities Maintain the Current High Level of Public Safety
--	---

Fiscal Year	FY 2022-23	FY 2023-24	FY 2024-25	FY 2025-26	FY 2026-27	FY 2027-28	Outer Years	Total Cost
	Current	Adopted	Recommended					
Fund:	4011-Capital Projects - Measure Q							
Architect & Eng Svcs	-	-	-	-	-	-	-	-
Land Purchases	-	-	-	-	-	-	-	-
Construction Contracts	-	-	-	-	-	270,000	-	270,000
Other Professional Svcs	-	100,000	2,000,000	3,500,000	-	-	-	5,600,000
Other Misc Expenses	-	-	-	-	-	-	-	-
Total Cost	\$ -	\$ 100,000	\$ 2,000,000	\$ 3,500,000	\$ -	\$ 270,000	\$ -	\$ 5,870,000
Annual O&M								

Review and Comments:
 Vineyard Park Fitness Equipment: \$100,000
 Vineyard Park Master Plan: \$5,500,000 (FY 2024-25 \$2,000,000 & FY 2025-26 \$3,500,000)
 Vineyard Park Playground and Rubber Surface Installation: \$270,000

Game Shacks at Various Park Locations



City of Ontario
Capital Improvement Program
Adopted Budget for Fiscal Year 2023-24

<p>Project Title: Game Shacks at Various Park Locations</p> <p>Location: Various park locations Citywide.</p> <p>Description of Improvements: Create storage units at various park locations citywide to house recreational equipment for the community to check out for use.</p> <p>Justification or Significance of Improvement: To allow the community to utilize recreational equipment at the park.</p>	<p>Dept. Responsible: PWA002-Public Works Deposits, Grants and Projects</p> <p>Project Manager: Nick Gonzalez</p> <p>Project ID: PA2409</p> <p>Project Start Date: 7/1/2023</p> <p>Project Status: New Project</p> <p>CIP Category: Parks</p> <p>DIF Project No: N/A</p> <p>Estimated End Date: 6/30/2026</p> <p>Total Cost: \$ 3,000,000</p> <p>Project Priority Within CIP Category</p> <p><input checked="" type="checkbox"/> Essential (Start within 1 year)</p> <p><input type="checkbox"/> Necessary (Start within 1 to 3 years)</p> <p><input type="checkbox"/> Desirable (Start within 3 to 5 years)</p> <p>Is Project Funding Subject to Award by Outside Agency?</p> <p><input type="checkbox"/> Yes (provide details in comments)</p> <p><input checked="" type="checkbox"/> No</p> <p>City Council Goals & Objectives: Encourage, Provide, and Support Enhanced Recreational, Educational, Cultural, and Healthy City Programs, Policies, and Activities</p>
--	---

Fiscal Year	FY 2022-23	FY 2023-24	FY 2024-25	FY 2025-26	FY 2026-27	FY 2027-28	Outer Years	Total Cost
	Current	Adopted	Recommended					
Fund:	4011-Capital Projects - Measure Q							
Architect & Eng Svcs	-	-	-	-	-	-	-	-
Land Purchases	-	-	-	-	-	-	-	-
Construction Contracts	-	2,000,000	-	1,000,000	-	-	-	3,000,000
Other Professional Svcs	-	-	-	-	-	-	-	-
Other Misc Expenses	-	-	-	-	-	-	-	-
Total Cost	\$ -	\$ 2,000,000	\$ -	\$ 1,000,000	\$ -	\$ -	\$ -	\$ 3,000,000
Annual O&M								

Review and Comments:

George Gibbs Park Improvements



City of Ontario
Capital Improvement Program
Adopted Budget for Fiscal Year 2023-24

Project Title: George Gibbs Park Improvements Location: George Gibbs Park - 1499 West 5th Street Description of Improvements: Improvement of George Gibbs Park will include new amenities, including a dog park and playground equipment. Justification or Significance of Improvement: To provide enhanced recreation amenities for the community.	Dept. Responsible: REC008-Recreation/Community Services Deposits, Grants and Projects Project Manager: Nick Gonzalez Project ID: PA2412 Project Start Date: 8/1/2023 Project Status: New Project CIP Category: Parks DIF Project No: N/A Estimated End Date: 6/30/2024 Total Cost: \$ 2,500,000 Project Priority Within CIP Category <input checked="" type="checkbox"/> Essential (Start within 1 year) <input type="checkbox"/> Necessary (Start within 1 to 3 years) <input type="checkbox"/> Desirable (Start within 3 to 5 years) Is Project Funding Subject to Award by Outside Agency? <input type="checkbox"/> Yes (provide details in comments) <input checked="" type="checkbox"/> No City Council Goals & Objectives: Encourage, Provide, and Support Enhanced Recreational, Educational, Cultural, and Healthy City Programs, Policies, and Activities
--	---

Fiscal Year	FY 2022-23	FY 2023-24	FY 2024-25	FY 2025-26	FY 2026-27	FY 2027-28	Outer Years	Total Cost
	Current	Adopted	Recommended					
Fund:	4011-Capital Projects - Measure Q							
Architect & Eng Svcs	-	-	-	-	-	-	-	-
Land Purchases	-	-	-	-	-	-	-	-
Construction Contracts	-	-	-	-	-	-	-	-
Other Professional Svcs	-	2,500,000	-	-	-	-	-	2,500,000
Other Misc Expenses	-	-	-	-	-	-	-	-
Total Cost	\$ -	\$ 2,500,000	\$ -	\$ -	\$ -	\$ -	\$ -	\$ 2,500,000
Annual O&M								

Review and Comments:

Haven and Mission Underpass Landscape Renovation



City of Ontario
Capital Improvement Program
Recommended Budget for Fiscal Year 2024-25

Project Title: Haven and Mission Underpass Landscape Renovation Location: Median on Haven Avenue from Philadelphia Street to Mission Avenue Description of Improvements: Landscape renovation of the Haven and Mission underpass includes the following: Plant material will be Spreading Acacia 'Low Boy' (Acacia redolens 'Low Boy') Rockspray Cotoneaster (Cotoneaster horizontalis) and Creeping Rosemary (Rosmarinus officinalis); Trees will be 24" box Western Sycamore (Platanus racemosa) and Chinese Pistache (Pistacia chinensis); and 13,000 square foot of cobble stone on the bottom side of the east and west slopes. Justification or Significance of Improvement: The Haven and Mission underpass, including the Haven median from Philadelphia to Mission, is an important corridor that serves as a primary entryway into Ontario International Airport. Re-landscaping is necessary in order to beautify it by replenishing missing plant material and repairing broken irrigation.	Dept. Responsible: PWA002-Public Works Deposits, Grants and Projects Project Manager: Alfredo Banuelos Project ID: PA Project Start Date: 7/1/2024 Project Status: New Project CIP Category: Parks DIF Project No: N/A Estimated End Date: 6/30/2025 Total Cost: \$ 681,000 Project Priority Within CIP Category <input type="checkbox"/> Essential (Start within 1 year) <input checked="" type="checkbox"/> Necessary (Start within 1 to 3 years) <input type="checkbox"/> Desirable (Start within 3 to 5 years) Is Project Funding Subject to Award by Outside Agency? <input type="checkbox"/> Yes (provide details in comments) <input type="checkbox"/> No City Council Goals & Objectives: Focus Resources in Ontario's Commercial and Residential Neighborhoods Invest in the City's Infrastructure (Water, Streets, Sewer, Parks, Storm Drains, and Public Facilities)
--	---

Fiscal Year	FY 2022-23	FY 2023-24	FY 2024-25	FY 2025-26	FY 2026-27	FY 2027-28	Outer Years	Total Cost
	Current	Adopted	Recommended					
Fund:	4010-Capital Projects							
Architect & Eng Svcs	-	-	-	-	-	-	-	-
Land Purchases	-	-	-	-	-	-	-	-
Construction Contracts	-	-	681,000	-	-	-	-	681,000
Other Professional Svcs	-	-	-	-	-	-	-	-
Other Misc Expenses	-	-	-	-	-	-	-	-
Total Cost	\$ -	\$ -	\$ 681,000	\$ -	\$ -	\$ -	\$ -	\$ 681,000
Annual O&M								

Review and Comments:

James R. Bryant Park Improvements



City of Ontario
Capital Improvement Program
Recommended Budget for Fiscal Year 2024-25

Project Title: James R. Bryant Park Improvements Location: James R. Bryant Park - 648 West D Street Description of Improvements: Improvements to James R. Bryant Park including tennis court upgrades and replacement of existing tot lot playground equipment and rubber surface installation. Justification or Significance of Improvement: Provide additional amenities to the community, replace and renovate existing equipment for safety, and reduce maintenance for City staff.	Dept. Responsible: PWA002-Public Works Deposits, Grants and Projects Project Manager: Nick Gonzalez Project ID: PA Project Start Date: 7/1/2024 Project Status: New Project CIP Category: Parks DIF Project No: N/A Estimated End Date: 6/30/2025 Total Cost: \$ 335,000 Project Priority Within CIP Category <input type="checkbox"/> Essential (Start within 1 year) <input checked="" type="checkbox"/> Necessary (Start within 1 to 3 years) <input type="checkbox"/> Desirable (Start within 3 to 5 years) Is Project Funding Subject to Award by Outside Agency? <input type="checkbox"/> Yes (provide details in comments) <input checked="" type="checkbox"/> No City Council Goals & Objectives: Invest in the City's Infrastructure (Water, Streets, Sewer, Parks, Storm Drains, and Public Facilities) Encourage, Provide, and Support Enhanced Recreational, Educational, Cultural, and Healthy City Programs, Policies, and Activities Maintain the Current High Level of Public Safety
--	---

Fiscal Year	FY 2022-23	FY 2023-24	FY 2024-25	FY 2025-26	FY 2026-27	FY 2027-28	Outer Years	Total Cost
	Current	Adopted	Recommended					
Fund:	4011-Capital Projects - Measure Q							
Architect & Eng Svcs	-	-	-	-	-	-	-	-
Land Purchases	-	-	-	-	-	-	-	-
Construction Contracts	-	-	85,000	-	-	-	-	85,000
Other Professional Svcs	-	-	250,000	-	-	-	-	250,000
Other Misc Expenses	-	-	-	-	-	-	-	-
Total Cost	\$ -	\$ -	\$ 335,000	\$ -	\$ -	\$ -	\$ -	\$ 335,000
Annual O&M								

Review and Comments:
 James R. Bryant Tennis Court Upgrades: \$250,000
 James R. Bryant Playground and Rubber Surface Installation: \$85,000 (Project Manager: Alfredo Banuelos)

John Galvin Park Community Center Master Plan



City of Ontario
Capital Improvement Program
Recommended Budget for Fiscal Year 2024-25

Project Title: John Galvin Park Community Center Master Plan Location: John Galvin Park - 1072 North Grove Avenue Description of Improvements: Master Plan for new Community Center at John Galvin Park. Justification or Significance of Improvement: There is a need for a new community center for an underserved community.	Dept. Responsible: PWA002-Public Works Deposits, Grants and Projects Project Manager: Nick Gonzalez Project ID: PA Project Start Date: 7/1/2024 Project Status: New Project CIP Category: Parks DIF Project No: N/A Estimated End Date: 6/30/2028 Total Cost: \$ 15,400,000 Project Priority Within CIP Category <input type="checkbox"/> Essential (Start within 1 year) <input checked="" type="checkbox"/> Necessary (Start within 1 to 3 years) <input type="checkbox"/> Desirable (Start within 3 to 5 years) Is Project Funding Subject to Award by Outside Agency? <input type="checkbox"/> Yes (provide details in comments) <input checked="" type="checkbox"/> No City Council Goals & Objectives: Invest in the City's Infrastructure (Water, Streets, Sewer, Parks, Storm Drains, and Public Facilities) Encourage, Provide, and Support Enhanced Recreational, Educational, Cultural, and Healthy City Programs, Policies, and Activities
--	--

Fiscal Year	FY 2022-23	FY 2023-24	FY 2024-25	FY 2025-26	FY 2026-27	FY 2027-28	Outer Years	Total Cost
	Current	Adopted	Recommended					
Fund:	4011-Capital Projects - Measure Q							
Architect & Eng Svcs	-	-	-	-	-	-	-	-
Land Purchases	-	-	-	-	-	-	-	-
Construction Contracts	-	-	-	2,200,000	4,000,000	4,000,000	-	10,200,000
Other Professional Svcs	-	-	200,000	1,000,000	2,000,000	2,000,000	-	5,200,000
Other Misc Expenses	-	-	-	-	-	-	-	-
Total Cost	\$ -	\$ -	\$ 200,000	\$ 3,200,000	\$ 6,000,000	\$ 6,000,000	\$ -	\$ 15,400,000
Annual O&M								

Review and Comments:

Mountain View Elementary Playground and Rubber Surface Installation



City of Ontario
Capital Improvement Program
Recommended Budget for Fiscal Year 2024-25

Project Title: Mountain View Elementary Playground and Rubber Surface Installation Location: Mountain View Elementary Park - 2825 East Walnut Street Description of Improvements: The tot lot at Mountain View Elementary Park is located at the Southeast corner of Archibald Avenue and Walnut Avenue is in need of replacement of existing playground and installation of new rubber surface. Justification or Significance of Improvement: Survey of playground infrastructure maintenance has determined the playground is in need of replacement to ensure the children are safe from any hazards. Installation of rubber surface in this playground would be safer for the children and less maintenance for our City staff.	Dept. Responsible: PWA002-Public Works Deposits, Grants and Projects Project Manager: Alfredo Banuelos Project ID: PA Project Start Date: 7/1/2024 Project Status: New Project CIP Category: Parks DIF Project No: N/A Estimated End Date: 6/30/2025 Total Cost: \$ 372,000 Project Priority Within CIP Category <input type="checkbox"/> Essential (Start within 1 year) <input checked="" type="checkbox"/> Necessary (Start within 1 to 3 years) <input type="checkbox"/> Desirable (Start within 3 to 5 years) Is Project Funding Subject to Award by Outside Agency? <input type="checkbox"/> Yes (provide details in comments) <input checked="" type="checkbox"/> No City Council Goals & Objectives: Invest in the City's Infrastructure (Water, Streets, Sewer, Parks, Storm Drains, and Public Facilities) Encourage, Provide, and Support Enhanced Recreational, Educational, Cultural, and Healthy City Programs, Policies, and Activities Maintain the Current High Level of Public Safety
--	--

Fiscal Year	FY 2022-23	FY 2023-24	FY 2024-25	FY 2025-26	FY 2026-27	FY 2027-28	Outer Years	Total Cost
	Current	Adopted	Recommended					
Fund:	4011-Capital Projects - Measure Q							
Architect & Eng Svcs	-	-	-	-	-	-	-	-
Land Purchases	-	-	-	-	-	-	-	-
Construction Contracts	-	-	372,000	-	-	-	-	372,000
Other Professional Svcs	-	-	-	-	-	-	-	-
Other Misc Expenses	-	-	-	-	-	-	-	-
Total Cost	\$ -	\$ -	\$ 372,000	\$ -	\$ -	\$ -	\$ -	\$ 372,000
Annual O&M								

Review and Comments:
 Playground replacement is \$300,000 and installation of rubber surface is \$72,000.

Ontario Motor Speedway Park Field and Lighting Upgrades



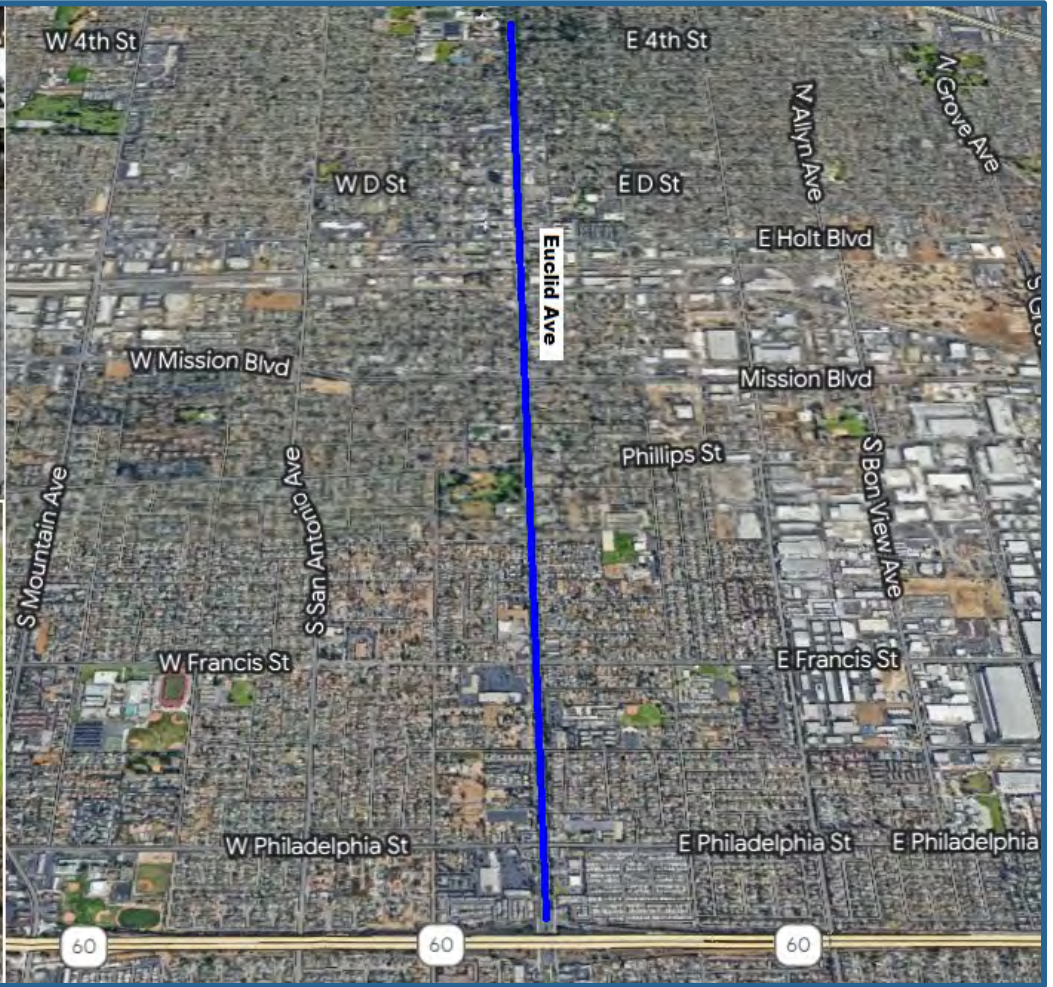
City of Ontario
Capital Improvement Program
Recommended Budget for Fiscal Year 2024-25

Project Title: Ontario Motor Speedway Park Field and Lighting Upgrades Location: Ontario Motor Speedway Park - 915 North Center Avenue Description of Improvements: Park field and lighting upgrades to Ontario Motor Speedway Park. Justification or Significance of Improvement: Renovation needed due to age of the park and currently there is no field lighting. Addition of lighting would allow utilization of evening programming.	Dept. Responsible: REC008-Recreation/Community Services Deposits, Grants and Projects Project Manager: Nick Gonzalez Project ID: PA Project Start Date: 7/1/2024 Project Status: New Project CIP Category: Parks DIF Project No: N/A Estimated End Date: 6/30/2025 Total Cost: \$ 650,000 Project Priority Within CIP Category <input type="checkbox"/> Essential (Start within 1 year) <input checked="" type="checkbox"/> Necessary (Start within 1 to 3 years) <input type="checkbox"/> Desirable (Start within 3 to 5 years) Is Project Funding Subject to Award by Outside Agency? <input type="checkbox"/> Yes (provide details in comments) <input checked="" type="checkbox"/> No City Council Goals & Objectives: Invest in the City's Infrastructure (Water, Streets, Sewer, Parks, Storm Drains, and Public Facilities) Encourage, Provide, and Support Enhanced Recreational, Educational, Cultural, and Healthy City Programs, Policies, and Activities
---	--

Fiscal Year	FY 2022-23	FY 2023-24	FY 2024-25	FY 2025-26	FY 2026-27	FY 2027-28	Outer Years	Total Cost
	Current	Adopted	Recommended					
Fund:	4010-Capital Projects							
Architect & Eng Svcs	-	-	-	-	-	-	-	-
Land Purchases	-	-	-	-	-	-	-	-
Construction Contracts	-	-	-	-	-	-	-	-
Other Professional Svcs	-	-	650,000	-	-	-	-	650,000
Other Misc Expenses	-	-	-	-	-	-	-	-
Total Cost	\$ -	\$ -	\$ 650,000	\$ -	\$ -	\$ -	\$ -	\$ 650,000
Annual O&M								

Review and Comments:

Historic Euclid Avenue Restoration



City of Ontario
Capital Improvement Program
Recommended Budget for Fiscal Year 2024-25

Project Title: Historic Euclid Avenue Restoration Location: Various locations along Euclid Avenue throughout the City. Description of Improvements: Remove and replace existing historical rock curb with new rock curb, existing non-historical rock curb with Type A curb and gutter, and overall street improvements. Justification or Significance of Improvement: Rock curb in several locations is falling apart and needs replacement and streets are in need of overall improvements throughout Downtown.	Dept. Responsible: PWA002-Public Works Deposits, Grants and Projects Project Manager: Alfredo Banuelos Project ID: PA Project Start Date: 7/1/2024 Project Status: New Project CIP Category: Parks DIF Project No: N/A Estimated End Date: 6/30/2030 Total Cost: \$ 37,238,300 Project Priority Within CIP Category <input type="checkbox"/> Essential (Start within 1 year) <input checked="" type="checkbox"/> Necessary (Start within 1 to 3 years) <input type="checkbox"/> Desirable (Start within 3 to 5 years) Is Project Funding Subject to Award by Outside Agency? <input type="checkbox"/> Yes (provide details in comments) <input checked="" type="checkbox"/> No City Council Goals & Objectives: Invest in the City's Infrastructure (Water, Streets, Sewer, Parks, Storm Drains, and Public Facilities) Focus Resources in Ontario's Commercial and Residential Neighborhoods Maintain the Current High Level of Public Safety
--	---

Fiscal Year	FY 2022-23	FY 2023-24	FY 2024-25	FY 2025-26	FY 2026-27	FY 2027-28	Outer Years	Total Cost
	Current	Adopted	Recommended					
Fund:	4011-Capital Projects - Measure Q							
Architect & Eng Svcs	-	-	-	-	-	-	-	-
Land Purchases	-	-	-	-	-	-	-	-
Construction Contracts	-	-	2,041,222	32,107,222	1,029,952	1,029,952	1,029,952	37,238,300
Other Professional Svcs	-	-	-	-	-	-	-	-
Other Misc Expenses	-	-	-	-	-	-	-	-
Total Cost	\$ -	\$ -	\$ 2,041,222	\$ 32,107,222	\$ 1,029,952	\$ 1,029,952	\$ 1,029,952	\$ 37,238,300
Annual O&M								

Review and Comments:

Centennial Park Playground and Rubber Surface Installation



City of Ontario
Capital Improvement Program
Recommended Budget for Fiscal Year 2025-26

Project Title: Centennial Park Playground and Rubber Surface Installation	Dept. Responsible: PWA002-Public Works Deposits, Grants and Projects	
Location: Centennial Park - 701 East Riverside Drive	Project Manager: Alfredo Banuelos	CIP Category: Parks
Description of Improvements: Replacement of existing tot lot playground equipment and installation of new rubber surface at Centennial Park.	Project ID: PA	DIF Project No: N/A
	Project Start Date: 7/1/2025	Estimated End Date: 6/30/2026
Justification or Significance of Improvement: Survey of playground infrastructure maintenance has determined the playground is in need of replacement to ensure the children are safe from any hazards. Installation of rubber surface in this playground would be safer for the children and less maintenance for City staff.	Project Status: New Project	Total Cost: \$ 505,000
	Project Priority Within CIP Category <input type="checkbox"/> Essential (Start within 1 year) <input checked="" type="checkbox"/> Necessary (Start within 1 to 3 years) <input type="checkbox"/> Desirable (Start within 3 to 5 years)	
City Council Goals & Objectives: Invest in the City's Infrastructure (Water, Streets, Sewer, Parks, Storm Drains, and Public Facilities) Encourage, Provide, and Support Enhanced Recreational, Educational, Cultural, and Healthy City Programs, Policies, and Activities Maintain the Current High Level of Public Safety		Is Project Funding Subject to Award by Outside Agency? <input type="checkbox"/> Yes (provide details in comments) <input checked="" type="checkbox"/> No

Fiscal Year	FY 2022-23	FY 2023-24	FY 2024-25	FY 2025-26	FY 2026-27	FY 2027-28	Outer Years	Total Cost
	Current	Adopted	Recommended					
Fund:	4010-Capital Projects							
Architect & Eng Svcs	-	-	-	-	-	-	-	-
Land Purchases	-	-	-	-	-	-	-	-
Construction Contracts	-	-	-	505,000	-	-	-	505,000
Other Professional Svcs	-	-	-	-	-	-	-	-
Other Misc Expenses	-	-	-	-	-	-	-	-
Total Cost	\$ -	\$ -	\$ -	\$ 505,000	\$ -	\$ -	\$ -	\$ 505,000
Annual O&M								

Review and Comments:

Cypress Park Playground and Rubber Surface Installation



City of Ontario
Capital Improvement Program
Recommended Budget for Fiscal Year 2025-26

Project Title: Cypress Park Playground and Rubber Surface Installation Location: Cypress Park - 1030 South Cypress Avenue Description of Improvements: Replacement of existing tot lot playground equipment and installation of new rubber surface at Cypress Park. Justification or Significance of Improvement: Survey of playground infrastructure maintenance has determined the playground is in need of replacement to ensure the children are safe from any hazards. Installation of rubber surface in this playground would be safer for the children and less maintenance for City staff.	Dept. Responsible: PWA002-Public Works Deposits, Grants and Projects Project Manager: Alfredo Banuelos Project ID: PA Project Start Date: 7/1/2025 Project Status: New Project CIP Category: Parks DIF Project No: N/A Estimated End Date: 6/30/2026 Total Cost: \$ 450,000 Project Priority Within CIP Category <input type="checkbox"/> Essential (Start within 1 year) <input type="checkbox"/> Necessary (Start within 1 to 3 years) <input checked="" type="checkbox"/> Desirable (Start within 3 to 5 years) Is Project Funding Subject to Award by Outside Agency? <input type="checkbox"/> Yes (provide details in comments) <input checked="" type="checkbox"/> No City Council Goals & Objectives: Invest in the City's Infrastructure (Water, Streets, Sewer, Parks, Storm Drains, and Public Facilities) Encourage, Provide, and Support Enhanced Recreational, Educational, Cultural, and Healthy City Programs, Policies, and Activities Maintain the Current High Level of Public Safety
---	--

Fiscal Year	FY 2022-23	FY 2023-24	FY 2024-25	FY 2025-26	FY 2026-27	FY 2027-28	Outer Years	Total Cost
	Current	Adopted	Recommended					
Fund:	4010-Capital Projects							
Architect & Eng Svcs	-	-	-	-	-	-	-	-
Land Purchases	-	-	-	-	-	-	-	-
Construction Contracts	-	-	-	450,000	-	-	-	450,000
Other Professional Svcs	-	-	-	-	-	-	-	-
Other Misc Expenses	-	-	-	-	-	-	-	-
Total Cost	\$ -	\$ -	\$ -	\$ 450,000	\$ -	\$ -	\$ -	\$ 450,000
Annual O&M								

Review and Comments:

Del Rancho Park Improvements



City of Ontario
Capital Improvement Program
Recommended Budget for Fiscal Year 2025-26

Project Title: Del Rancho Park Improvements Location: Del Rancho Park - 2014 South Cypress Avenue Description of Improvements: Improvements to Del Rancho Park include renovation of restrooms and replacement of existing tot lot playground equipment and installation of new rubber surface. Justification or Significance of Improvement: Provide additional amenities to the community, replace and renovate existing equipment for safety, and reduce maintenance for City staff.	Dept. Responsible: PWA002-Public Works Deposits, Grants and Projects Project Manager: Nick Gonzalez Project ID: PA Project Start Date: 7/1/2025 Project Status: Future CIP Category: Parks DIF Project No: N/A Estimated End Date: 6/30/2027 Total Cost: \$ 3,010,000 Project Priority Within CIP Category <input type="checkbox"/> Essential (Start within 1 year) <input checked="" type="checkbox"/> Necessary (Start within 1 to 3 years) <input type="checkbox"/> Desirable (Start within 3 to 5 years) Is Project Funding Subject to Award by Outside Agency? <input type="checkbox"/> Yes (provide details in comments) <input checked="" type="checkbox"/> No City Council Goals & Objectives: Invest in the City's Infrastructure (Water, Streets, Sewer, Parks, Storm Drains, and Public Facilities) Encourage, Provide, and Support Enhanced Recreational, Educational, Cultural, and Healthy City Programs, Policies, and Activities Maintain the Current High Level of Public Safety
--	--

Fiscal Year	FY 2022-23	FY 2023-24	FY 2024-25	FY 2025-26	FY 2026-27	FY 2027-28	Outer Years	Total Cost
	Current	Adopted	Recommended					
Fund:	4011-Capital Projects - Measure Q							
Architect & Eng Svcs	-	-	-	-	-	-	-	-
Land Purchases	-	-	-	-	-	-	-	-
Construction Contracts	-	-	-	1,000,000	2,010,000	-	-	3,010,000
Other Professional Svcs	-	-	-	-	-	-	-	-
Other Misc Expenses	-	-	-	-	-	-	-	-
Total Cost	\$ -	\$ -	\$ -	\$ 1,000,000	\$ 2,010,000	\$ -	\$ -	\$ 3,010,000
Annual O&M								

Review and Comments:
 Del Rancho Restrooms: \$1,500,000
 Del Rancho Playground and Rubber Surface Installation: \$510,000

West Cucamonga Trail Improvements



City of Ontario
Capital Improvement Program
Recommended Budget for Fiscal Year 2025-26

Project Title: West Cucamonga Trail Improvements Location: 1450 East Mission Boulevard Description of Improvements: West Cucamonga trail improvements including beautifying trailhead, adding trees, fencing and lighting, exercise equipment along the trail, and pedestrian crossing at street. Justification or Significance of Improvement: The City has limited trails within the City, and this is a needed amenity.	Dept. Responsible: REC008-Recreation/Community Services Deposits, Grants and Projects Project Manager: Nick Gonzalez Project ID: PA Project Start Date: 10/1/2025 Project Status: New Project CIP Category: Parks DIF Project No: N/A Estimated End Date: 12/30/2026 Total Cost: \$ 3,000,000 Project Priority Within CIP Category <input type="checkbox"/> Essential (Start within 1 year) <input type="checkbox"/> Necessary (Start within 1 to 3 years) <input checked="" type="checkbox"/> Desirable (Start within 3 to 5 years) Is Project Funding Subject to Award by Outside Agency? <input type="checkbox"/> Yes (provide details in comments) <input checked="" type="checkbox"/> No City Council Goals & Objectives: Invest in the City's Infrastructure (Water, Streets, Sewer, Parks, Storm Drains, and Public Facilities) Encourage, Provide, and Support Enhanced Recreational, Educational, Cultural, and Healthy City Programs, Policies, and Activities Maintain the Current High Level of Public Safety
---	--

Fiscal Year	FY 2022-23	FY 2023-24	FY 2024-25	FY 2025-26	FY 2026-27	FY 2027-28	Outer Years	Total Cost
	Current	Adopted	Recommended					
Fund:	4011-Capital Projects - Measure Q							
Architect & Eng Svcs	-	-	-	-	-	-	-	-
Land Purchases	-	-	-	-	-	-	-	-
Construction Contracts	-	-	-	-	-	-	-	-
Other Professional Svcs	-	-	-	1,500,000	1,500,000	-	-	3,000,000
Other Misc Expenses	-	-	-	-	-	-	-	-
Total Cost	\$ -	\$ -	\$ -	\$ 1,500,000	\$ 1,500,000	\$ -	\$ -	\$ 3,000,000
Annual O&M								

Review and Comments:

Ranch Park Playground and Rubber Surface Installation



**City of Ontario
Capital Improvement Program
Recommended Budget for Fiscal Year 2026-27**

Project Title: Ranch Park Playground and Rubber Surface Installation	Dept. Responsible: PWA002-Public Works Deposits, Grants and Projects							
Location: Ranch Park - 2833 Clydesdale Street	Project Manager: Alfredo Banuelos CIP Category: Parks							
Description of Improvements: Replacement of existing tot lot playground equipment and installation of new rubber surface at Ranch Park.	Project ID: PA DIF Project No: N/A							
	Project Start Date: 7/1/2026 Estimated End Date: 6/30/2027							
Justification or Significance of Improvement: Survey of playground infrastructure maintenance has determined the playground is in need of replacement to ensure the children are safe from any hazards. Installation of rubber surface in this playground would be safer for the children and less maintenance for our city staff.	Project Status: New Project Total Cost: \$ 460,000							
	<table border="1" style="width:100%; border-collapse: collapse;"> <tr> <td style="width:60%;">Project Priority Within CIP Category</td> <td>Is Project Funding Subject to Award by Outside Agency?</td> </tr> <tr> <td><input type="checkbox"/> Essential (Start within 1 year)</td> <td><input type="checkbox"/> Yes (provide details in comments)</td> </tr> <tr> <td><input type="checkbox"/> Necessary (Start within 1 to 3 years)</td> <td><input type="checkbox"/> No</td> </tr> <tr> <td><input checked="" type="checkbox"/> Desirable (Start within 3 to 5 years)</td> <td></td> </tr> </table>	Project Priority Within CIP Category	Is Project Funding Subject to Award by Outside Agency?	<input type="checkbox"/> Essential (Start within 1 year)	<input type="checkbox"/> Yes (provide details in comments)	<input type="checkbox"/> Necessary (Start within 1 to 3 years)	<input type="checkbox"/> No	<input checked="" type="checkbox"/> Desirable (Start within 3 to 5 years)
Project Priority Within CIP Category	Is Project Funding Subject to Award by Outside Agency?							
<input type="checkbox"/> Essential (Start within 1 year)	<input type="checkbox"/> Yes (provide details in comments)							
<input type="checkbox"/> Necessary (Start within 1 to 3 years)	<input type="checkbox"/> No							
<input checked="" type="checkbox"/> Desirable (Start within 3 to 5 years)								
	City Council Goals & Objectives: Invest in the City's Infrastructure (Water, Streets, Sewer, Parks, Storm Drains, and Public Facilities) Encourage, Provide, and Support Enhanced Recreational, Educational, Cultural, and Healthy City Programs, Policies, and Activities Maintain the Current High Level of Public Safety							

Fiscal Year	FY 2022-23	FY 2023-24	FY 2024-25	FY 2025-26	FY 2026-27	FY 2027-28	Outer Years	Total Cost
	Current	Adopted	Recommended					
Fund:	4011-Capital Projects - Measure Q							
Architect & Eng Svcs	-	-	-	-	-	-	-	-
Land Purchases	-	-	-	-	-	-	-	-
Construction Contracts	-	-	-	-	460,000	-	-	460,000
Other Professional Svcs	-	-	-	-	-	-	-	-
Other Misc Expenses	-	-	-	-	-	-	-	-
Total Cost	\$ -	\$ -	\$ -	\$ -	\$ 460,000	\$ -	\$ -	\$ 460,000
Annual O&M								

Review and Comments:

Creekside Park Master Plan



City of Ontario
Capital Improvement Program
Recommended Budget for Fiscal Year 2027-28

Project Title: Creekside Park Master Plan Location: Creekside Park - 3151 East Riverside Drive Description of Improvements: To create a Master Plan for the Creekside Park to ensure all areas of the park are being utilized. Justification or Significance of Improvement: To create more opportunities for recreational space.	Dept. Responsible: PWA002-Public Works Deposits, Grants and Projects Project Manager: Nick Gonzalez Project ID: PA Project Start Date: 7/1/2027 Project Status: New Project CIP Category: Parks DIF Project No: N/A Estimated End Date: 6/30/2028 Total Cost: \$ 200,000 Project Priority Within CIP Category <input type="checkbox"/> Essential (Start within 1 year) <input type="checkbox"/> Necessary (Start within 1 to 3 years) <input checked="" type="checkbox"/> Desirable (Start within 3 to 5 years) Is Project Funding Subject to Award by Outside Agency? <input type="checkbox"/> Yes (provide details in comments) <input checked="" type="checkbox"/> No City Council Goals & Objectives: Invest in the City's Infrastructure (Water, Streets, Sewer, Parks, Storm Drains, and Public Facilities) Encourage, Provide, and Support Enhanced Recreational, Educational, Cultural, and Healthy City Programs, Policies, and Activities
--	---

Fiscal Year	FY 2022-23	FY 2023-24	FY 2024-25	FY 2025-26	FY 2026-27	FY 2027-28	Outer Years	Total Cost
	Current	Adopted	Recommended					
Fund:	4011-Capital Projects - Measure Q							
Architect & Eng Svcs	-	-	-	-	-	-	-	-
Land Purchases	-	-	-	-	-	-	-	-
Construction Contracts	-	-	-	-	-	200,000	-	200,000
Other Professional Svcs	-	-	-	-	-	-	-	-
Other Misc Expenses	-	-	-	-	-	-	-	-
Total Cost	\$ -	\$ -	\$ -	\$ -	\$ -	\$ 200,000	\$ -	\$ 200,000
Annual O&M								

Review and Comments:





PREMIER COMMUNITY OF THE INLAND EMPIRE



**City of Ontario
Capital Improvement Program
Summary of Capital Improvement Program by Project Type**

Project Type	Funding Source	Page	FY 2022-23 Current	FY 2023-24 Adopted	FY 2024-25 Recommended	FY 2025-26 Recommended	FY 2026-27 Recommended	FY 2027-28 Recommended	Outer Years	Total
Public Facilities										
Anthony Munoz Concession Stand, Restrooms, and Community Center Gym	Measure Q	93	\$ -	\$ 650,000	\$ 4,650,000	\$ -	\$ -	\$ -	\$ -	\$ 5,300,000
Affordable Housing/Veteran Housing (Mission/Mountain) Acquisition (Affordability In-Lieu)	Other Funds	95	-	8,625,000	-	-	-	-	-	8,625,000
Armstrong Community Center Roof Restoration	Capital Projects	97	285,000	840,000	-	-	-	-	-	1,125,000
Civic Center Expansion - Fire Admin Building at Fire Station No. 3	2022 Bond/ Capital Projects	99	750,000	13,250,000	17,500,000	-	-	-	-	31,500,000
Civic Center Expansion - Fire Station No. 1	2022 Bond/ Capital Projects	101	2,000,000	13,250,000	11,750,000	-	-	-	-	27,000,000
Civic Center Expansion - Parking Structure	2022 Bond/ Capital Projects	103	500,000	18,000,000	15,000,000	-	-	-	-	33,500,000
Civic Center Expansion - Annex Admin Building	2022 Bond/ Capital Projects	105	600,000	5,000,000	18,000,000	17,400,000	-	-	-	41,000,000
Audio/Video Equipment Upgrades for City Conference Rooms	Other Funds	107	-	180,000	180,000	180,000	-	-	-	540,000
City Facilities Notification, Emergency and Overhead Paging System	Other Funds	109	-	500,000	500,000	-	-	-	-	1,000,000
Citywide Camera Refresh and Expansion	Other Funds	111	-	600,000	600,000	600,000	-	-	-	1,800,000
Citywide Wi-Fi Expansion and Refresh	Other Funds	113	-	225,000	225,000	-	-	-	-	450,000
Continuum of Care Campus (Holt Blvd)	Measure Q	115	-	3,000,000	8,105,600	8,211,200	-	-	-	19,316,800
Convention Center Parking Facility Acquisition	Measure Q	117	-	8,500,000	-	-	-	-	-	8,500,000
De Anza Park Lighting Improvements (Grant Funded)	Other Funds	119	-	2,000,000	-	-	-	-	-	2,000,000
Dorothy A. Quesada Community Center Roof Replacement	Measure Q	121	-	200,000	-	-	-	-	-	200,000
Forensics Evidence Processing Room	Measure Q	123	-	120,000	-	-	-	-	-	120,000
Granada Theater	2023 Bond/ Capital Projects	125	-	3,550,000	15,000,000	-	-	-	-	18,550,000
Grand Park Phase 1	DIF Funds	127	6,187,280	5,000,000	50,000,000	50,000,000	-	-	-	111,187,280
John Galvin Park Facilities Improvements	Measure Q/ Other Funds	129	650,000	1,625,000	-	-	-	-	-	2,275,000
Municipal Service Center Improvements	Other Funds	131	1,023,485	1,000,000	1,000,000	1,000,000	-	-	-	4,023,485
Multicarrier Distributed Antennae Systems	Other Funds	133	-	200,000	200,000	-	-	-	-	400,000
National Integrated Ballistic Information Network (NIBIN) Software/Workstation/Area 2109	Measure Q	135	-	437,480	-	-	-	-	-	437,480
Ontario Museum of History and Art Master Plan	Measure Q	137	-	3,000,000	3,000,000	6,000,000	-	-	-	12,000,000
Ontario Ranch Fire Station No. 11 Acquisition and Design	DIF Funds	139	2,812,000	3,725,000	-	-	-	-	-	6,537,000
Police Department Media Room	Other Funds	141	-	600,000	600,000	-	-	-	-	1,200,000
Public Parking Structure (200 West B Street) Acquisition	2023 Bond	143	-	2,100,000	-	-	-	-	-	2,100,000
Real Time Information Center (RTIC)	Measure Q	145	-	2,826,400	3,000,000	1,500,000	-	-	-	7,326,400
Sam Alba Park Restroom Renovation	Other Funds	147	-	709,524	-	-	-	-	-	709,524
West Mission Campus - Temporary Access Center and Housing Shelter	Measure Q	149	-	5,000,000	2,270,000	-	-	-	-	7,270,000
Arena Entertainment District - Triangle Piemonte Property Acquisition**	Econ Dev Fund	N/A	2,940,300	-	-	-	-	-	-	2,940,300
Arena Entertainment District - Parking Structure #1	Capital Projects	151	-	-	4,060,000	18,000,000	18,000,000	-	-	40,060,000
Arena Entertainment District - Police Department Storefront	Measure Q	153	-	-	2,000,000	-	-	-	-	2,000,000
Homer F. Briggs Park Snack Bar and Restroom Upgrades	Measure Q	155	-	500,000	500,000	-	-	-	-	1,000,000
Jay Littleton Ball Field Upgrades	Measure Q	157	-	-	4,500,000	-	-	-	-	4,500,000
Library Branch - Mission & Mountain	DIF Funds	159	-	-	5,400,000	1,800,000	4,000,000	1,000,000	-	12,200,000
Tactical Defense Room Soundproofing	Capital Projects	161	-	-	875,000	-	-	-	-	875,000
The Vault - Museum Space (Office/Meeting Space/Exhibit)	Capital Projects	163	-	-	100,000	-	-	-	-	100,000
Convention Center Expansion*	Measure Q	N/A	-	-	50,000,000	100,000,000	165,000,000	-	-	315,000,000
Grand Park - Community Center	Measure Q	165	-	-	-	725,000	15,000,000	20,000,000	-	35,725,000
Grand Park - Library Branch	Measure Q	167	-	-	-	725,000	13,500,000	45,000,000	5,000,000	64,225,000
Internet Crimes Against Children (ICAC) Bureau Expansion	DIF Funds	169	-	-	-	1,500,000	-	-	-	1,500,000
Library Branch - 6th Street and Grove Avenue	DIF Funds	171	-	-	-	2,000,000	2,100,000	1,555,552	6,544,448	12,200,000
Municipal Services Center Relocation	Measure Q	173	-	-	4,000,000	104,000,000	100,000,000	100,000,000	-	308,000,000
Air Support Office Build Out and Epoxy Floors for Hangar	Capital Projects	175	-	-	-	450,000	-	-	-	450,000

City of Ontario
Capital Improvement Program
Summary of Capital Improvement Program by Project Type

Project Type	Funding Source	Page	FY 2022-23 Current	FY 2023-24 Adopted	FY 2024-25 Recommended	FY 2025-26 Recommended	FY 2026-27 Recommended	FY 2027-28 Recommended	Outer Years	Total
Page One Café at Ovitt Family Community Library Remodel	Measure Q	177	\$ -	\$ -	\$ -	\$ 250,000	\$ -	\$ -	\$ -	\$ 250,000
Police Department Property Room and Loading Floor Epoxy	Capital Projects	179	-	-	-	122,000	-	-	-	122,000
South Ontario Police Substation	Measure Q	181	-	-	-	725,000	15,600,000	-	-	16,325,000
Armstrong Community Center Renovation	Measure Q	183	-	-	-	-	800,000	200,000	-	1,000,000
Museum Off-Site Storage/Research Facility	Capital Projects	185	-	-	-	-	500,000	-	-	500,000
Satellite Library - Homer Briggs Park	Measure Q	187	-	-	-	-	611,000	-	-	611,000
Whispering Lakes Golf Course Renovation	Measure Q	189	-	-	10,000,000	-	-	-	-	10,000,000
Public Art in the Garden (Museum Courtyard) (Public Art Fund)	Capital Projects	191	-	-	-	-	-	300,000	-	300,000
Thunderbird Exhibit Reinstallation (Museum Exterior Grounds) (Public Art Fund)	Capital Projects	193	-	-	-	-	-	200,000	-	200,000
Vineyard Park Community Center*	Measure Q	N/A	-	-	-	-	-	-	14,000,000	14,000,000
Arena Entertainment District - Parking Structure #2*	Measure Q	N/A	-	-	-	-	-	-	-	TBD
Arena Entertainment District - Performing Arts Center*	Measure Q	N/A	-	-	-	-	-	-	-	TBD
Arena Entertainment District - Plazas (East/West)*	Measure Q	N/A	-	-	-	-	-	-	-	TBD
Downtown Parking Structures (D Block, West Side of Euclid, Southwest Area)*	Capital Projects	N/A	-	-	-	-	-	-	-	TBD
Grand Park Phase 2 - Acquisition*	DIF Funds	N/A	-	-	-	-	-	-	-	TBD
Grand Park - Lakes*	DIF Funds	N/A	-	-	-	-	-	-	-	TBD
Public Facilities Total			\$ 17,748,065	\$ 105,213,404	\$ 233,015,600	\$ 315,188,200	\$ 335,111,000	\$ 168,255,552	\$ 25,544,448	\$ 1,200,076,269



Anthony Munoz Concession Stand, Restrooms, and Community Center Gymnasium



**City of Ontario
Capital Improvement Program
Adopted Budget for Fiscal Year 2023-24**

<p>Project Title: Anthony Munoz Concession Stand, Restrooms, and Community Center Gymnasium</p> <p>Location: 1200-1240 West 4th Street</p> <p>Description of Improvements: Upgrade concession area and remodel storage area. Demolish existing restroom and install a pre-fabricated restroom. Construction of a gymnasium, fitness room, and teen lounge.</p> <p>Justification or Significance of Improvement: Concession stand and storage area are in need of upgrades. These improvements will allow field user groups to utilize the snack bar for revenue. The existing restroom is in poor condition due to on-going vandalism. Plumbing design to the main drain is problematic. The City only has two gymnasiums, and adult and youth sports have maximized use and created waiting lists. Additional gymnasium space is needed within the City.</p>	<p>Dept. Responsible: PWA002-Public Works Deposits, Grants and Projects</p> <p>Project Manager: Nick Gonzalez</p> <p>Project ID: PF2413</p> <p>Project Start Date: 7/1/2023</p> <p>Project Status: New Project</p> <p>CIP Category: Public Facilities</p> <p>DIF Project No: N/A</p> <p>Estimated End Date: 3/1/2026</p> <p>Total Cost: \$ 5,300,000</p> <p>Project Priority Within CIP Category</p> <p><input checked="" type="checkbox"/> Essential (Start within 1 year)</p> <p><input type="checkbox"/> Necessary (Start within 1 to 3 years)</p> <p><input type="checkbox"/> Desirable (Start within 3 to 5 years)</p> <p>Is Project Funding Subject to Award by Outside Agency?</p> <p><input type="checkbox"/> Yes (provide details in comments)</p> <p><input checked="" type="checkbox"/> No</p> <p>City Council Goals & Objectives: Invest in the City's Infrastructure (Water, Streets, Sewer, Parks, Storm Drains, and Public Facilities) Encourage, Provide, and Support Enhanced Recreational, Educational, Cultural, and Healthy City Programs, Policies, and Activities</p>
---	---

Fiscal Year	FY 2022-23	FY 2023-24	FY 2024-25	FY 2025-26	FY 2026-27	FY 2027-28	Outer Years	Total Cost
	Current	Adopted	Recommended					
Fund:	4011-Capital Projects - Measure Q							
Architect & Eng Svcs	-	-	-	-	-	-	-	-
Land Purchases	-	-	-	-	-	-	-	-
Construction Contracts	-	612,500	612,500	-	-	-	-	1,225,000
Other Professional Svcs	-	37,500	4,037,500	-	-	-	-	4,075,000
Other Misc Expenses	-	-	-	-	-	-	-	-
Total Cost	\$ -	\$ 650,000	\$ 4,650,000	\$ -	\$ -	\$ -	\$ -	\$ 5,300,000
Annual O&M								

Review and Comments:
 Anthony Munoz Concession Stand and Restroom Upgrades: \$1,300,000
 Anthony Munoz Community Center Gym: \$4,000,000

Affordable Housing/Veteran Housing- (Mission/Mountain) Acquisition



**City of Ontario
Capital Improvement Program
Adopted Budget for Fiscal Year 2023-24**

Project Title: Affordable Housing/Veteran Housing (Mission/Mountain) Acquisition	Dept. Responsible: OHA002-Ontario Housing Authority Deposits, Grants and Projects	
Location: 1045 West Mission Boulevard & 801 South Mountain Avenue	Project Manager: Charity Hernandez	CIP Category: Public Facilities
Description of Improvements: Property acquisition for future site of affordable housing/veteran housing.	Project ID: PF2410	DIF Project No: N/A
	Project Start Date: 7/1/2023	Estimated End Date: 6/30/2024
	Project Status: New Project	Total Cost: \$ 8,625,000
Justification or Significance of Improvement: This acquisition will also be home to a future affordable housing development.	Project Priority Within CIP Category	Is Project Funding Subject to Award by Outside Agency?
	<input checked="" type="checkbox"/> Essential (Start within 1 year) <input type="checkbox"/> Necessary (Start within 1 to 3 years) <input type="checkbox"/> Desirable (Start within 3 to 5 years)	<input type="checkbox"/> Yes (provide details in comments) <input checked="" type="checkbox"/> No
City Council Goals & Objectives:		
Invest in the Growth and Evolution of the City's Economy		
Invest in the City's Infrastructure (Water, Streets, Sewer, Parks, Storm Drains, and Public Facilities)		

Fiscal Year	FY 2022-23	FY 2023-24	FY 2024-25	FY 2025-26	FY 2026-27	FY 2027-28	Outer Years	Total Cost
	Current	Adopted	Recommended					
Fund:	2310 - Ontario Housing Authority							
Architect & Eng Svcs	-	-	-	-	-	-	-	-
Land Purchases	-	7,875,000	-	-	-	-	-	7,875,000
Construction Contracts	-	-	-	-	-	-	-	-
Other Professional Svcs	-	-	-	-	-	-	-	-
Other Misc Expenses	-	750,000	-	-	-	-	-	750,000
Total Cost	\$ -	\$ 8,625,000	\$ -	\$ -	\$ -	\$ -	\$ -	\$ 8,625,000
Annual O&M								

Review and Comments:

Armstrong Community Center Roof Restoration



**City of Ontario
Capital Improvement Program
Adopted Budget for Fiscal Year 2023-24**

Project Title: Armstrong Community Center Roof Restoration	Dept. Responsible: FMD005-Municipal Services Deposits, Grants and Projects
Location: 1265 South Palmetto Avenue	Project Manager: Dan Beers CIP Category: Public Facilities
Description of Improvements: Replace the roof at Armstrong Community Center.	Project ID: PF2304 DIF Project No: N/A
	Project Start Date: 7/1/2023 Estimated End Date: 4/1/2024
	Project Status: New Phase Total Cost: \$ 1,125,000
Justification or Significance of Improvement: The roof is bowing around the entrance. Further investigation may reveal that there is structural damage and that will need to be addressed. The estimated costs exceeds the approved amount for Fiscal Year 2022-23 Budget.	Project Priority Within CIP Category <input checked="" type="checkbox"/> Essential (Start within 1 year) <input type="checkbox"/> Necessary (Start within 1 to 3 years) <input type="checkbox"/> Desirable (Start within 3 to 5 years)
	Is Project Funding Subject to Award by Outside Agency? <input type="checkbox"/> Yes (provide details in comments) <input checked="" type="checkbox"/> No
City Council Goals & Objectives: Invest in the City's Infrastructure (Water, Streets, Sewer, Parks, Storm Drains, and Public Facilities) Maintain the Current High Level of Public Safety Focus Resources in Ontario's Commercial and Residential Neighborhoods Ensure the Development of a Well Planned, Balances, and Self-Sustaining Community in Ontario Ranch	

Fiscal Year	FY 2022-23	FY 2023-24	FY 2024-25	FY 2025-26	FY 2026-27	FY 2027-28	Outer Years	Total Cost
	Current	Adopted	Recommended					
Fund:	4010-Capital Projects							
Architect & Eng Svcs	-	40,000	-	-	-	-	-	40,000
Land Purchases	-	-	-	-	-	-	-	-
Construction Contracts	275,000	800,000	-	-	-	-	-	1,075,000
Other Professional Svcs	10,000	-	-	-	-	-	-	10,000
Other Misc Expenses	-	-	-	-	-	-	-	-
Total Cost	\$ 285,000	\$ 840,000	\$ -	\$ -	\$ -	\$ -	\$ -	\$ 1,125,000
Annual O&M								

Review and Comments:

Civic Center Expansion - Fire Admin Building at Fire Station No. 3



**City of Ontario
Capital Improvement Program
Adopted Budget for Fiscal Year 2023-24**

Project Title: Civic Center Expansion - Fire Administration at Fire Station No. 3	Dept. Responsible: FMD005-Municipal Services Deposits, Grants and Projects Project Manager: Dan Beers Project ID: PF2311 Project Start Date: 7/1/2023 Project Status: New Phase		
Location: 1408 East Francis Street	CIP Category: Public Facilities DIF Project No: N/A Estimated End Date: 3/17/2025 Total Cost: \$ 31,500,000		
Description of Improvements: Adding a three-story fire administration building which will house Fire Administrative Services, as well as an Emergency Operations Center (EOC) and fire dispatch communications center.	<table border="1" style="width: 100%; border-collapse: collapse;"> <tr> <td style="width: 60%;">Project Priority Within CIP Category <input checked="" type="checkbox"/> Essential (Start within 1 year) <input type="checkbox"/> Necessary (Start within 1 to 3 years) <input type="checkbox"/> Desirable (Start within 3 to 5 years)</td> <td style="width: 40%;">Is Project Funding Subject to Award by Outside Agency? <input type="checkbox"/> Yes (provide details in comments) <input checked="" type="checkbox"/> No</td> </tr> </table>	Project Priority Within CIP Category <input checked="" type="checkbox"/> Essential (Start within 1 year) <input type="checkbox"/> Necessary (Start within 1 to 3 years) <input type="checkbox"/> Desirable (Start within 3 to 5 years)	Is Project Funding Subject to Award by Outside Agency? <input type="checkbox"/> Yes (provide details in comments) <input checked="" type="checkbox"/> No
Project Priority Within CIP Category <input checked="" type="checkbox"/> Essential (Start within 1 year) <input type="checkbox"/> Necessary (Start within 1 to 3 years) <input type="checkbox"/> Desirable (Start within 3 to 5 years)	Is Project Funding Subject to Award by Outside Agency? <input type="checkbox"/> Yes (provide details in comments) <input checked="" type="checkbox"/> No		
Justification or Significance of Improvement: This is part of the Civic Center Expansion project.	City Council Goals & Objectives: Invest in the City's Infrastructure (Water, Streets, Sewer, Parks, Storm Drains, and Public Facilities)		

Fiscal Year	FY 2022-23	FY 2023-24	FY 2024-25	FY 2025-26	FY 2026-27	FY 2027-28	Outer Years	Total Cost
	Current	Adopted	Recommended					
Fund:	4010-Capital Projects							
Architect & Eng Svcs	-	-	-	-	-	-	-	-
Land Purchases	-	-	-	-	-	-	-	-
Construction Contracts	-	13,250,000	17,500,000	-	-	-	-	30,750,000
Other Professional Svcs	750,000	-	-	-	-	-	-	750,000
Other Misc Expenses	-	-	-	-	-	-	-	-
Total Cost	\$ 750,000	\$ 13,250,000	\$ 17,500,000	\$ -	\$ -	\$ -	\$ -	\$ 31,500,000
Annual O&M								

Review and Comments:
Funding Source: 2022 Lease Revenue Bond

Civic Center Expansion - Fire Station No. 1



City of Ontario
Capital Improvement Program
Adopted Budget for Fiscal Year 2023-24


Project Title: Civic Center Expansion - Fire Station No. 1	Dept. Responsible: FMD005-Municipal Services Deposits, Grants and Projects	
Location: Northeast corner of the University of La Verne parking lot. On the corner of D Street and Sultana Avenue	Project Manager: Dan Beers	CIP Category: Public Facilities
Description of Improvements: Build a new 2 story, 5 1/2 bay Fire Station for downtown Ontario.	Project ID: PF2207	DIF Project No: N/A
	Project Start Date: 7/1/2023	Estimated End Date: 11/27/2024
	Project Status: New Phase	Total Cost: \$ 27,000,000
Justification or Significance of Improvement: This is part of the Civic Center Expansion Project.	Project Priority Within CIP Category	
	<input checked="" type="checkbox"/> Essential (Start within 1 year) <input type="checkbox"/> Necessary (Start within 1 to 3 years) <input type="checkbox"/> Desirable (Start within 3 to 5 years)	
City Council Goals & Objectives:		Is Project Funding Subject to Award by Outside Agency?
Invest in the City's Infrastructure (Water, Streets, Sewer, Parks, Storm Drains, and Public Facilities)		<input type="checkbox"/> Yes (provide details in comments)
Maintain the Current High Level of Public Safety		<input checked="" type="checkbox"/> No

Fiscal Year	FY 2022-23	FY 2023-24	FY 2024-25	FY 2025-26	FY 2026-27	FY 2027-28	Outer Years	Total Cost
	Current	Adopted	Recommended					
Fund:	4010-Capital Projects							
Architect & Eng Svcs	2,000,000	-	-	-	-	-	-	2,000,000
Land Purchases	-	-	-	-	-	-	-	-
Construction Contracts	-	13,250,000	11,750,000	-	-	-	-	25,000,000
Other Professional Svcs	-	-	-	-	-	-	-	-
Other Misc Expenses	-	-	-	-	-	-	-	-
Total Cost	\$ 2,000,000	\$ 13,250,000	\$ 11,750,000	\$ -	\$ -	\$ -	\$ -	\$ 27,000,000
Annual O&M								

Review and Comments:
 Funding Source: 2022 Lease Revenue Bond

Civic Center Expansion - Parking Structure

View of the Southwest entrance



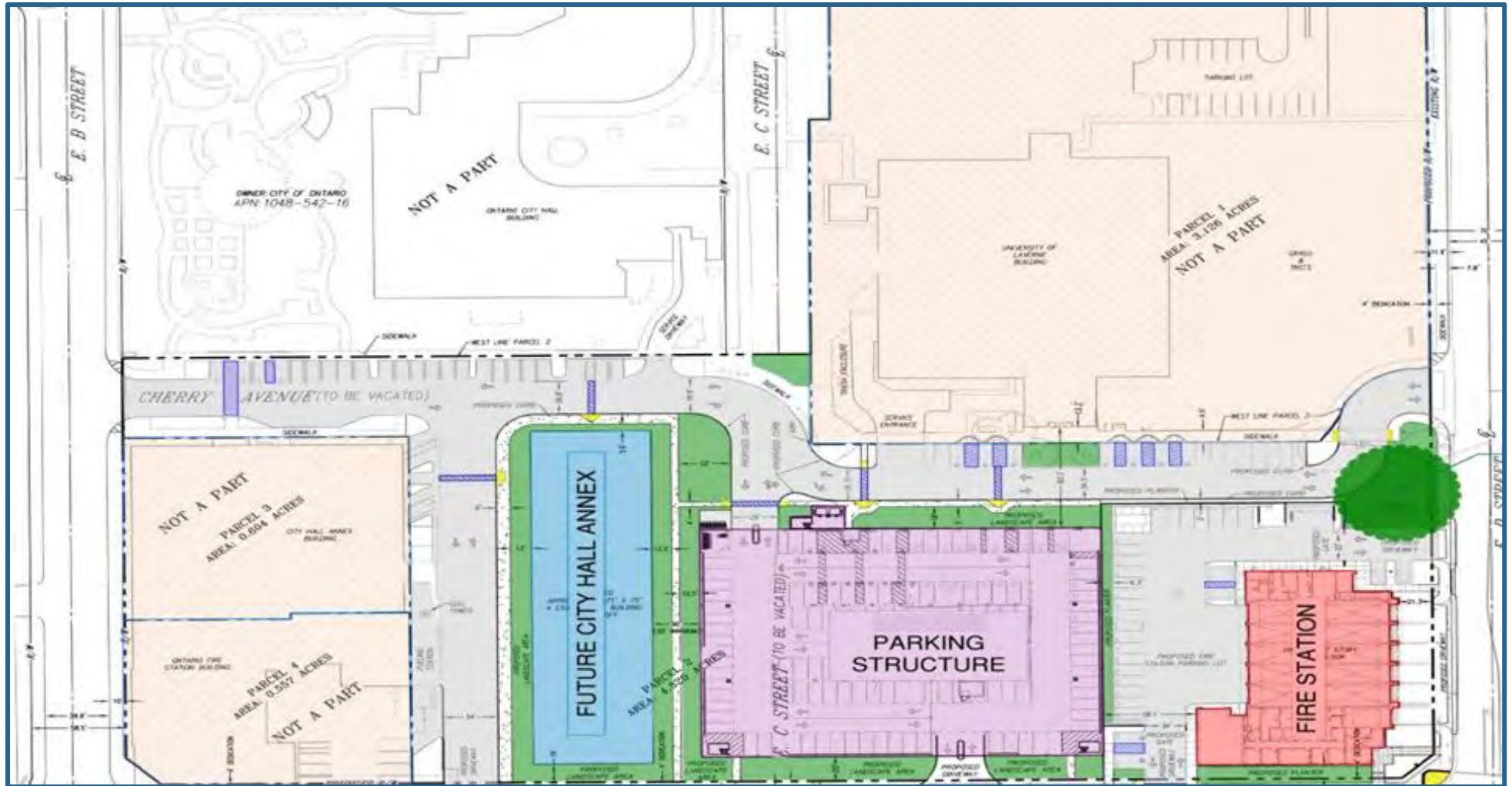
**City of Ontario
Capital Improvement Program
Adopted Budget for Fiscal Year 2023-24**

<p>Project Title: Civic Center Expansion - Parking Structure</p> <p>Location: Corner of B Street and Cherry</p> <p>Description of Improvements: Build an 836-car parking structure.</p> <p>Justification or Significance of Improvement: Continued growth in the City requires an increase in parking accommodations. This is part of the Civic Center Expansion Project.</p>	<p>Dept. Responsible: FMD005-Municipal Services Deposits, Grants and Projects</p> <p>Project Manager: Dan Beers</p> <p>Project ID: PF2309</p> <p>Project Start Date: 7/1/2023</p> <p>Project Status: New Phase</p> <p>CIP Category: Public Facilities</p> <p>DIF Project No: N/A</p> <p>Estimated End Date: 3/17/2025</p> <p>Total Cost: \$ 33,500,000</p> <p>Project Priority Within CIP Category</p> <p><input type="checkbox"/> Essential (Start within 1 year)</p> <p><input checked="" type="checkbox"/> Necessary (Start within 1 to 3 years)</p> <p><input type="checkbox"/> Desirable (Start within 3 to 5 years)</p> <p>Is Project Funding Subject to Award by Outside Agency?</p> <p><input type="checkbox"/> Yes (provide details in comments)</p> <p><input checked="" type="checkbox"/> No</p> <p>City Council Goals & Objectives: Invest in the City's Infrastructure (Water, Streets, Sewer, Parks, Storm Drains, and Public Facilities)</p>
---	---

Fiscal Year	FY 2022-23	FY 2023-24	FY 2024-25	FY 2025-26	FY 2026-27	FY 2027-28	Outer Years	Total Cost
	Current	Adopted	Recommended					
Fund:	4010-Capital Projects							
Architect & Eng Svcs	500,000	18,000,000	-	-	-	-	-	18,500,000
Land Purchases	-	-	-	-	-	-	-	-
Construction Contracts	-	-	15,000,000	-	-	-	-	15,000,000
Other Professional Svcs	-	-	-	-	-	-	-	-
Other Misc Expenses	-	-	-	-	-	-	-	-
Total Cost	\$ 500,000	\$ 18,000,000	\$ 15,000,000	\$ -	\$ -	\$ -	\$ -	\$ 33,500,000
Annual O&M								

Review and Comments:
Funding Source: 2022 Lease Revenue Bond

Civic Center Expansion - Annex Admin Building



**City of Ontario
Capital Improvement Program
Adopted Budget for Fiscal Year 2023-24**

Project Title: Civic Center Expansion - Annex Admin Building	Dept. Responsible: FMD005-Municipal Services Deposits, Grants and Projects Project Manager: Dan Beers Project ID: PF2310 Project Start Date: 11/1/2023 Project Status: New Phase								
Location: Behind City Hall North of B Street and South of D Street (Employee parking lot north of City Hall Annex)	CIP Category: Public Facilities DIF Project No: N/A Estimated End Date: 12/27/2026 Total Cost: \$ 41,000,000								
Description of Improvements: Design and construction of a three-story, 60,000 square feet administration building.	<table border="1" style="width: 100%; border-collapse: collapse;"> <tr> <td style="width: 60%;">Project Priority Within CIP Category</td> <td style="width: 40%;">Is Project Funding Subject to Award by Outside Agency?</td> </tr> <tr> <td><input checked="" type="checkbox"/> Essential (Start within 1 year)</td> <td><input type="checkbox"/> Yes (provide details in comments)</td> </tr> <tr> <td><input type="checkbox"/> Necessary (Start within 1 to 3 years)</td> <td><input checked="" type="checkbox"/> No</td> </tr> <tr> <td><input type="checkbox"/> Desirable (Start within 3 to 5 years)</td> <td></td> </tr> </table>	Project Priority Within CIP Category	Is Project Funding Subject to Award by Outside Agency?	<input checked="" type="checkbox"/> Essential (Start within 1 year)	<input type="checkbox"/> Yes (provide details in comments)	<input type="checkbox"/> Necessary (Start within 1 to 3 years)	<input checked="" type="checkbox"/> No	<input type="checkbox"/> Desirable (Start within 3 to 5 years)	
Project Priority Within CIP Category	Is Project Funding Subject to Award by Outside Agency?								
<input checked="" type="checkbox"/> Essential (Start within 1 year)	<input type="checkbox"/> Yes (provide details in comments)								
<input type="checkbox"/> Necessary (Start within 1 to 3 years)	<input checked="" type="checkbox"/> No								
<input type="checkbox"/> Desirable (Start within 3 to 5 years)									
Justification or Significance of Improvement: Part of the Civic Center Expansion Project. With the growth of the City staff, more room is needed for employees.	City Council Goals & Objectives: Invest in the City's Infrastructure (Water, Streets, Sewer, Parks, Storm Drains, and Public Facilities)								

Fiscal Year	FY 2022-23	FY 2023-24	FY 2024-25	FY 2025-26	FY 2026-27	FY 2027-28	Outer Years	Total Cost
	Current	Adopted	Recommended					
Fund:	4010-Capital Projects							
Architect & Eng Svcs	-	5,000,000	-	-	-	-	-	5,000,000
Land Purchases	-	-	-	-	-	-	-	-
Construction Contracts	-	-	18,000,000	17,400,000	-	-	-	35,400,000
Other Professional Svcs	600,000	-	-	-	-	-	-	600,000
Other Misc Expenses	-	-	-	-	-	-	-	-
Total Cost	\$ 600,000	\$ 5,000,000	\$ 18,000,000	\$ 17,400,000	\$ -	\$ -	\$ -	\$ 41,000,000
Annual O&M								

Review and Comments:
Funding Source: 2022 Lease Revenue Bond

Audio/Video Equipment Upgrades for City Conference Rooms



**City of Ontario
Capital Improvement Program
Adopted Budget for Fiscal Year 2023-24**

Project Title: Audio/Video Equipment Upgrades for City Conference Rooms	Dept. Responsible: ITD005-IT Deposits, Grants and Projects
Location: City Hall, City Hall Annex, Police Department, Ontario Municipal Utilities Company, and Ovitt Community Library	Project Manager: Pascal Pangestu Project ID: PF2406 Project Start Date: 7/1/2023 Project Status: New Project
Description of Improvements: Upgrade the audio/video equipment in the conference rooms to meet modern A/V standards. This includes the replacing input cables to the television displays, adding display controller stations, wireless casting, web cameras, microphones, and speakers.	CIP Category: Public Facilities DIF Project No: N/A Estimated End Date: 6/30/2026 Total Cost: \$ 540,000
Justification or Significance of Improvement: The City's conference rooms have multiple adapters to connect various A/V inputs from VGA, DisplayPort, and Apple Lightning. Many modern laptops and tablets do not support some cables and inputs our conference rooms have. Modern A/V setups now include centralized meeting management devices, HDMI and USB-C connections, wireless casting capabilities, multi speakers, and microphones. To standardize and modernize the conference room equipment to provide better user experience.	Project Priority Within CIP Category <input checked="" type="checkbox"/> Essential (Start within 1 year) <input type="checkbox"/> Necessary (Start within 1 to 3 years) <input type="checkbox"/> Desirable (Start within 3 to 5 years)
	Is Project Funding Subject to Award by Outside Agency? <input type="checkbox"/> Yes (provide details in comments) <input checked="" type="checkbox"/> No
	City Council Goals & Objectives: Operate in a Businesslike Manner Invest in the City's Infrastructure (Water, Streets, Sewer, Parks, Storm Drains, and Public Facilities)

Fiscal Year	FY 2022-23	FY 2023-24	FY 2024-25	FY 2025-26	FY 2026-27	FY 2027-28	Outer Years	Total Cost
	Current	Adopted	Recommended					
Fund:	6020-Information Technology							
Architect & Eng Svcs	-	12,000	12,000	12,000	-	-	-	36,000
Land Purchases	-	-	-	-	-	-	-	-
Construction Contracts	-	-	-	-	-	-	-	-
Other Professional Svcs	-	36,000	36,000	36,000	-	-	-	108,000
Other Misc Expenses	-	132,000	132,000	132,000	-	-	-	396,000
Total Cost	\$ -	\$ 180,000	\$ 180,000	\$ 180,000	\$ -	\$ -	\$ -	\$ 540,000
Annual O&M								

Review and Comments:

City Facilities Notification, Emergency, and Overhead Paging System



**City of Ontario
Capital Improvement Program
Adopted Budget for Fiscal Year 2023-24**

Project Title: City Facilities Notification, Emergency and Overhead Paging System	Dept. Responsible: ITD005-IT Deposits, Grants and Projects Project Manager: Jerrod Lee Project ID: PF2405 Project Start Date: 7/1/2023 Project Status: New Project
Location: City Hall, City Hall Annex, Police Department and Ontario Municipal Utilities Company	CIP Category: Public Facilities DIF Project No: N/A Estimated End Date: 6/30/2025 Total Cost: \$ 1,000,000
Description of Improvements: Installation and expansion of a modern paging system in all occupied City facilities.	Project Priority Within CIP Category <input type="checkbox"/> Essential (Start within 1 year) <input checked="" type="checkbox"/> Necessary (Start within 1 to 3 years) <input type="checkbox"/> Desirable (Start within 3 to 5 years)
Justification or Significance of Improvement: The City's existing paging system is due for a replacement. The system will be further expanded to additional buildings and throughout existing facilities. A modern paging system will provide additional features such as scheduled announcements and better integration with the City's phone system.	Is Project Funding Subject to Award by Outside Agency? <input type="checkbox"/> Yes (provide details in comments) <input checked="" type="checkbox"/> No
City Council Goals & Objectives: Operate in a Businesslike Manner Invest in the City's Infrastructure (Water, Streets, Sewer, Parks, Storm Drains, and Public Facilities) Maintain the Current High Level of Public Safety	

Fiscal Year	FY 2022-23	FY 2023-24	FY 2024-25	FY 2025-26	FY 2026-27	FY 2027-28	Outer Years	Total Cost
	Current	Adopted	Recommended					
Fund:	6020-Information Technology							
Architect & Eng Svcs	-	-	-	-	-	-	-	-
Land Purchases	-	-	-	-	-	-	-	-
Construction Contracts	-	-	-	-	-	-	-	-
Other Professional Svcs	-	200,000	200,000	-	-	-	-	400,000
Other Misc Expenses	-	300,000	300,000	-	-	-	-	600,000
Total Cost	\$ -	\$ 500,000	\$ 500,000	\$ -	\$ -	\$ -	\$ -	\$ 1,000,000
Annual O&M								

Review and Comments:

Citywide Camera Refresh and Expansion




City of Ontario
Capital Improvement Program
Adopted Budget for Fiscal Year 2023-24

<p>Project Title: Citywide Camera Refresh and Expansion</p> <p>Location: All City facilities</p> <p>Description of Improvements: Expand coverage and refresh existing security cameras at City facilities.</p> <p>Justification or Significance of Improvement: The City currently has independent analog paging/intercom systems at some facilities. This project will upgrade these analog systems to a modern networked system that will provide a centralized system between City facilities that will also allow for emergency alerting and notifications. Additional City facilities that do not have an existing paging/intercom system will also be included in this project.</p>	<p>Dept. Responsible: ITD005-IT Deposits, Grants and Projects</p> <p>Project Manager: Jerrod Lee</p> <p>Project ID: PF2402</p> <p>Project Start Date: 7/1/2023</p> <p>Project Status: New Project</p> <p>CIP Category: Public Facilities</p> <p>DIF Project No: N/A</p> <p>Estimated End Date: 6/30/2026</p> <p>Total Cost: \$ 1,800,000</p> <p>Project Priority Within CIP Category</p> <p><input type="checkbox"/> Essential (Start within 1 year)</p> <p><input checked="" type="checkbox"/> Necessary (Start within 1 to 3 years)</p> <p><input type="checkbox"/> Desirable (Start within 3 to 5 years)</p> <p>Is Project Funding Subject to Award by Outside Agency?</p> <p><input type="checkbox"/> Yes (provide details in comments)</p> <p><input checked="" type="checkbox"/> No</p> <p>City Council Goals & Objectives:</p> <p>Maintain the Current High Level of Public Safety</p> <p>Invest in the City's Infrastructure (Water, Streets, Sewer, Parks, Storm Drains, and Public Facilities)</p>
---	--

Fiscal Year	FY 2022-23	FY 2023-24	FY 2024-25	FY 2025-26	FY 2026-27	FY 2027-28	Outer Years	Total Cost
	Current	Adopted	Recommended					
Fund:	6020-Information Technology							
Architect & Eng Svcs	-	-	-	-	-	-	-	-
Land Purchases	-	-	-	-	-	-	-	-
Construction Contracts	-	-	-	-	-	-	-	-
Other Professional Svcs	-	200,000	200,000	200,000	-	-	-	600,000
Other Misc Expenses	-	400,000	400,000	400,000	-	-	-	1,200,000
Total Cost	\$ -	\$ 600,000	\$ 600,000	\$ 600,000	\$ -	\$ -	\$ -	\$ 1,800,000
Annual O&M								

Review and Comments:

Citywide Wi-Fi Expansion and Refresh




**City of Ontario
Capital Improvement Program
Adopted Budget for Fiscal Year 2023-24**

<p>Project Title: Citywide Wi-Fi Expansion and Refresh</p> <p>Location: All City facilities</p> <p>Description of Improvements: Upgrade, expand and standardize on the WiFi service in all occupied City facilities.</p> <p>Justification or Significance of Improvement: The need for wireless internet connectivity for both City employee use and public use has increased greatly in the recent years. This connectivity at City facilities helps provide a high level of convenience and service for our residents, businesses, and staff. This project will expand and standardize the public wireless internet access at City facilities.</p>	<p>Dept. Responsible: ITD005-IT Deposits, Grants and Projects</p> <p>Project Manager: Jerrod Lee</p> <p>Project ID: PF2403</p> <p>Project Start Date: 7/1/2023</p> <p>Project Status: New Project</p> <p>CIP Category: Public Facilities</p> <p>DIF Project No: N/A</p> <p>Estimated End Date: 6/1/2025</p> <p>Total Cost: \$ 450,000</p> <p>Project Priority Within CIP Category</p> <p><input type="checkbox"/> Essential (Start within 1 year)</p> <p><input checked="" type="checkbox"/> Necessary (Start within 1 to 3 years)</p> <p><input type="checkbox"/> Desirable (Start within 3 to 5 years)</p> <p>Is Project Funding Subject to Award by Outside Agency?</p> <p><input type="checkbox"/> Yes (provide details in comments)</p> <p><input checked="" type="checkbox"/> No</p> <p>City Council Goals & Objectives:</p> <p>Operate in a Businesslike Manner</p> <p>Invest in the City's Infrastructure (Water, Streets, Sewer, Parks, Storm Drains, and Public Facilities)</p>
--	---

Fiscal Year	FY 2022-23	FY 2023-24	FY 2024-25	FY 2025-26	FY 2026-27	FY 2027-28	Outer Years	Total Cost
	Current	Adopted	Recommended					
Fund:	6020-Information Technology							
Architect & Eng Svcs	-	-	-	-	-	-	-	-
Land Purchases	-	-	-	-	-	-	-	-
Construction Contracts	-	-	-	-	-	-	-	-
Other Professional Svcs	-	90,000	90,000	-	-	-	-	180,000
Other Misc Expenses	-	135,000	135,000	-	-	-	-	270,000
Total Cost	\$ -	\$ 225,000	\$ 225,000	\$ -	\$ -	\$ -	\$ -	\$ 450,000
Annual O&M								

Review and Comments:

Continuum of Care Campus



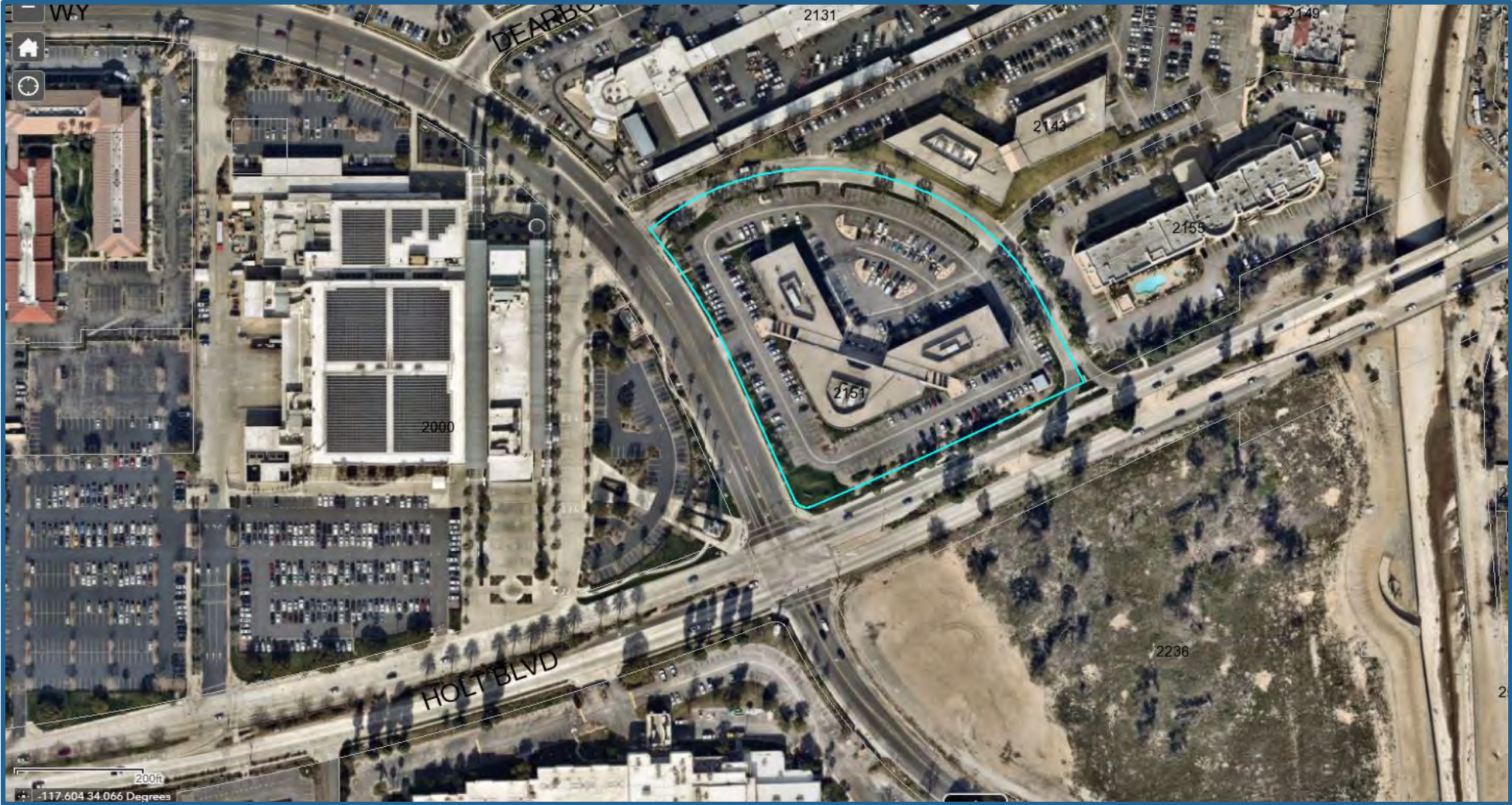
**City of Ontario
Capital Improvement Program
Adopted Budget for Fiscal Year 2023-24**

Project Title: Continuum of Care Campus (Holt Blvd)	Dept. Responsible: PWA002-Public Works Deposits, Grants and Projects	
Location: 1619 - 1621 East Holt Blvd	Project Manager: Katryna Gonzalez	CIP Category: Public Facilities
Description of Improvements: Design and build a new Access Center to assist unhoused individuals and their families by providing supportive and educational resources, case management, assistance in finding temporary shelter, transitional housing, or long-term section 8 housing.	Project ID: PF2414	DIF Project No: N/A
	Project Start Date: 7/1/2023	Estimated End Date: 6/30/2026
	Project Status: New Project	Total Cost: \$ 19,316,800
Justification or Significance of Improvement: The current access center is too small to accommodate the need of our unhoused and at-risk community. The new access center will be larger, and in a better location that is easier to access for these individuals.	Project Priority Within CIP Category	Is Project Funding Subject to Award by Outside Agency?
	<input checked="" type="checkbox"/> Essential (Start within 1 year) <input type="checkbox"/> Necessary (Start within 1 to 3 years) <input type="checkbox"/> Desirable (Start within 3 to 5 years)	<input type="checkbox"/> Yes (provide details in comments) <input checked="" type="checkbox"/> No
City Council Goals & Objectives:		
Invest in the City's Infrastructure (Water, Streets, Sewer, Parks, Storm Drains, and Public Facilities)		
Encourage, Provide, and Support Enhanced Recreational, Educational, Cultural, and Healthy City Programs, Policies, and Activities		
Invest in the Growth and Evolution of the City's Economy		

Fiscal Year	FY 2022-23	FY 2023-24	FY 2024-25	FY 2025-26	FY 2026-27	FY 2027-28	Outer Years	Total Cost
	Current	Adopted	Recommended					
Fund:	4011-Capital Projects - Measure Q							
Architect & Eng Svcs	-	-	-	-	-	-	-	-
Land Purchases	-	3,000,000	2,000,000	-	-	-	-	5,000,000
Construction Contracts	-	-	5,105,600	8,211,200	-	-	-	13,316,800
Other Professional Svcs	-	-	1,000,000	-	-	-	-	1,000,000
Other Misc Expenses	-	-	-	-	-	-	-	-
Total Cost	\$ -	\$ 3,000,000	\$ 8,105,600	\$ 8,211,200	\$ -	\$ -	\$ -	\$ 19,316,800
Annual O&M								

Review and Comments:

Convention Center Parking Facility Acquisition



**City of Ontario
Capital Improvement Program
Adopted Budget for Fiscal Year 2023-24**

Project Title: Convention Center Parking Facility Acquisition	Dept. Responsible: ECD003-Economic Development Deposits, Grants and Projects
Location: 2151 East Convention Center Way	Project Manager: Charity Hernandez
Description of Improvements: Property acquisition for public parking facility.	Project ID: PF2415
	Project Start Date: 7/1/2023
	Project Status: New Project
	CIP Category: Public Facilities
	DIF Project No: N/A
	Estimated End Date: 6/30/2024
	Total Cost: \$ 8,500,000
	Project Priority Within CIP Category
	<input checked="" type="checkbox"/> Essential (Start within 1 year)
	<input type="checkbox"/> Necessary (Start within 1 to 3 years)
	<input type="checkbox"/> Desirable (Start within 3 to 5 years)
	Is Project Funding Subject to Award by Outside Agency?
	<input type="checkbox"/> Yes (provide details in comments)
	<input checked="" type="checkbox"/> No
	City Council Goals & Objectives:
	Invest in the Growth and Evolution of the City's Economy
	Operate in a Businesslike Manner
Justification or Significance of Improvement:	
This acquisition will be the site for a future parking structure to support the Convention Center Expansion Project.	

Fiscal Year	FY 2022-23	FY 2023-24	FY 2024-25	FY 2025-26	FY 2026-27	FY 2027-28	Outer Years	Total Cost
	Current	Adopted	Recommended					
Fund:	4011-Capital Projects - Measure Q							
Architect & Eng Svcs	-	-	-	-	-	-	-	-
Land Purchases	-	8,500,000	-	-	-	-	-	8,500,000
Construction Contracts	-	-	-	-	-	-	-	-
Other Professional Svcs	-	-	-	-	-	-	-	-
Other Misc Expenses	-	-	-	-	-	-	-	-
Total Cost	\$ -	\$ 8,500,000	\$ -	\$ -	\$ -	\$ -	\$ -	\$ 8,500,000
Annual O&M								

Review and Comments:

De Anza Park Lighting Improvements



**City of Ontario
Capital Improvement Program
Adopted Budget for Fiscal Year 2023-24**

Project Title: De Anza Park Lighting Improvements (Grant Funded)	Dept. Responsible: PWA002-Public Works Deposits, Grants and Projects
Location: 1405 South Fern Avenue	Project Manager: Niles Boyer Project ID: GR_PF2412 Project Start Date: 7/1/2023 Project Status: New Project
Description of Improvements: The project includes replacing 14 existing 50' tall wooden sport field lights with new steel poles. The new sport field lighting will include lighting controls that provide 24/7 light monitoring and ability to control and manage the lighting system remotely. In addition to the sport field lighting improvements, the project will install additional King light standards and wall packs throughout the park. All new lighting will be energy efficient LED lighting.	CIP Category: Public Facilities DIF Project No: N/A Estimated End Date: 6/30/2024 Total Cost: \$ 2,000,000
Justification or Significance of Improvement: The sport field lighting will include directed LED lighting focused on the sport fields, reducing the amount of ambient light to the residential neighborhood neighboring the park. King light standards and wall packs throughout the park will improve safety lighting.	Project Priority Within CIP Category <input checked="" type="checkbox"/> Essential (Start within 1 year) <input type="checkbox"/> Necessary (Start within 1 to 3 years) <input type="checkbox"/> Desirable (Start within 3 to 5 years)
	Is Project Funding Subject to Award by Outside Agency? <input checked="" type="checkbox"/> Yes (provide details in comments) <input type="checkbox"/> No
	City Council Goals & Objectives: Invest in the City's Infrastructure (Water, Streets, Sewer, Parks, Storm Drains, and Public Facilities) Pursue City's Goals and Objectives by Working with other Governmental Agencies Maintain the Current High Level of Public Safety

Fiscal Year	FY 2022-23	FY 2023-24	FY 2024-25	FY 2025-26	FY 2026-27	FY 2027-28	Outer Years	Total Cost
	Current	Adopted	Recommended					
Fund:	2400-Grants Fund							
Architect & Eng Svcs	-	-	-	-	-	-	-	-
Land Purchases	-	-	-	-	-	-	-	-
Construction Contracts	-	2,000,000	-	-	-	-	-	2,000,000
Other Professional Svcs	-	-	-	-	-	-	-	-
Other Misc Expenses	-	-	-	-	-	-	-	-
Total Cost	\$ -	\$ 2,000,000	\$ -	\$ -	\$ -	\$ -	\$ -	\$ 2,000,000
Annual O&M								

Review and Comments:
This project is considered a Priority Legislative Budget Project, with funding distributed by Caltrans. Funds must be expended by June 2028. City will receive funding in FY 2023-24 after a Transfer Agreement with CalTrans is approved by Council.

Dorothy A. Quesada Community Center Roof Replacement



**City of Ontario
Capital Improvement Program
Adopted Budget for Fiscal Year 2023-24**

Project Title: Dorothy A. Quesada Community Center Roof Replacement	Dept. Responsible: FMD005-Municipal Services Deposits, Grants and Projects								
Location: Dorothy A. Quesada Community Center- 1010 South Bon View Ave.	Project Manager: Niles Boyer CIP Category: Public Facilities								
Description of Improvements: Replace roof on the Dorothy A. Quesada Community Center.	Project ID: PF2416 DIF Project No: N/A								
Justification or Significance of Improvement: Roof is blistering and exceeded its useful life. Roof problem has been exacerbated by recent storms.	Project Start Date: 7/1/2023 Estimated End Date: 6/30/2024								
	Project Status: New Project Total Cost: \$ 200,000								
	<table border="1" style="width: 100%; border-collapse: collapse;"> <tr> <td style="width: 50%;">Project Priority Within CIP Category</td> <td style="width: 50%;">Is Project Funding Subject to Award by Outside Agency?</td> </tr> <tr> <td><input checked="" type="checkbox"/> Essential (Start within 1 year)</td> <td><input type="checkbox"/> Yes (provide details in comments)</td> </tr> <tr> <td><input type="checkbox"/> Necessary (Start within 1 to 3 years)</td> <td><input checked="" type="checkbox"/> No</td> </tr> <tr> <td><input type="checkbox"/> Desirable (Start within 3 to 5 years)</td> <td></td> </tr> </table>	Project Priority Within CIP Category	Is Project Funding Subject to Award by Outside Agency?	<input checked="" type="checkbox"/> Essential (Start within 1 year)	<input type="checkbox"/> Yes (provide details in comments)	<input type="checkbox"/> Necessary (Start within 1 to 3 years)	<input checked="" type="checkbox"/> No	<input type="checkbox"/> Desirable (Start within 3 to 5 years)	
Project Priority Within CIP Category	Is Project Funding Subject to Award by Outside Agency?								
<input checked="" type="checkbox"/> Essential (Start within 1 year)	<input type="checkbox"/> Yes (provide details in comments)								
<input type="checkbox"/> Necessary (Start within 1 to 3 years)	<input checked="" type="checkbox"/> No								
<input type="checkbox"/> Desirable (Start within 3 to 5 years)									
	City Council Goals & Objectives: Invest in the City's Infrastructure (Water, Streets, Sewer, Parks, Storm Drains, and Public Facilities)								

Fiscal Year	FY 2022-23	FY 2023-24	FY 2024-25	FY 2025-26	FY 2026-27	FY 2027-28	Outer Years	Total Cost
	Current	Adopted	Recommended					
Fund:	4011-Capital Projects - Measure Q							
Architect & Eng Svcs	-	40,000	-	-	-	-	-	40,000
Land Purchases	-	-	-	-	-	-	-	-
Construction Contracts	-	150,000	-	-	-	-	-	150,000
Other Professional Svcs	-	10,000	-	-	-	-	-	10,000
Other Misc Expenses	-	-	-	-	-	-	-	-
Total Cost	\$ -	\$ 200,000	\$ -	\$ -	\$ -	\$ -	\$ -	\$ 200,000
Annual O&M								

Review and Comments:

Forensics Evidence Processing Room



**City of Ontario
Capital Improvement Program
Adopted Budget for Fiscal Year 2023-24**

Project Title: Forensics Evidence Processing Room	Dept. Responsible: OPD005-Police Deposits, Grants and Projects								
Location: Police Department 2500 South Archibald Avenue	Project Manager: Adrian Escamilla Project ID: PF2417 Project Start Date: 7/1/2023 Project Status: New Project								
Description of Improvements: Expansion and addition of evidence processing area. Tear down of walls into an adjacent warehouse area is needed. New secured processing space is needed in addition to equipment to support the operation.	CIP Category: Public Facilities DIF Project No: N/A Estimated End Date: 6/1/2024 Total Cost: \$ 120,000								
Justification or Significance of Improvement: Due to the increase of violent crimes there is a need for multiple evidence rooms. Currently, the Forensics unit only has one. In the event there is a major incident, the need for multiple rooms is critical to avoid cross contamination of critical evidence.	<table border="1" style="width: 100%; border-collapse: collapse;"> <tr> <td style="width: 60%;">Project Priority Within CIP Category</td> <td style="width: 40%;">Is Project Funding Subject to Award by Outside Agency?</td> </tr> <tr> <td><input checked="" type="checkbox"/> Essential (Start within 1 year)</td> <td><input type="checkbox"/> Yes (provide details in comments)</td> </tr> <tr> <td><input type="checkbox"/> Necessary (Start within 1 to 3 years)</td> <td><input checked="" type="checkbox"/> No</td> </tr> <tr> <td><input type="checkbox"/> Desirable (Start within 3 to 5 years)</td> <td></td> </tr> </table> <p>City Council Goals & Objectives:</p> <p>Maintain the Current High Level of Public Safety</p> <p>Operate in a Businesslike Manner</p> <p>Focus Resources in Ontario's Commercial and Residential Neighborhoods</p>	Project Priority Within CIP Category	Is Project Funding Subject to Award by Outside Agency?	<input checked="" type="checkbox"/> Essential (Start within 1 year)	<input type="checkbox"/> Yes (provide details in comments)	<input type="checkbox"/> Necessary (Start within 1 to 3 years)	<input checked="" type="checkbox"/> No	<input type="checkbox"/> Desirable (Start within 3 to 5 years)	
Project Priority Within CIP Category	Is Project Funding Subject to Award by Outside Agency?								
<input checked="" type="checkbox"/> Essential (Start within 1 year)	<input type="checkbox"/> Yes (provide details in comments)								
<input type="checkbox"/> Necessary (Start within 1 to 3 years)	<input checked="" type="checkbox"/> No								
<input type="checkbox"/> Desirable (Start within 3 to 5 years)									

Fiscal Year	FY 2022-23	FY 2023-24	FY 2024-25	FY 2025-26	FY 2026-27	FY 2027-28	Outer Years	Total Cost
	Current	Adopted	Recommended					
Fund:	4011-Capital Projects - Measure Q							
Architect & Eng Svcs	-	10,000	-	-	-	-	-	10,000
Land Purchases	-	-	-	-	-	-	-	-
Construction Contracts	-	100,000	-	-	-	-	-	100,000
Other Professional Svcs	-	-	-	-	-	-	-	-
Other Misc Expenses	-	10,000	-	-	-	-	-	10,000
Total Cost	\$ -	\$ 120,000	\$ -	\$ -	\$ -	\$ -	\$ -	\$ 120,000
Annual O&M								

Review and Comments:

Granada Theater



City of Ontario
Capital Improvement Program
Adopted Budget for Fiscal Year 2023-24

Project Title: Granada Theater	Dept. Responsible: FMD005-Municipal Services Deposits, Grants and Projects								
Location: 303 North Euclid Avenue	Project Manager: Dan Beers CIP Category: Public Facilities								
Description of Improvements: Property will be acquired for redevelopment and will be used as a public facility programmed by Community Life & Culture Agency and privately managed.	Project ID: PF2418 DIF Project No: N/A								
	Project Start Date: 7/1/2023 Estimated End Date: 11/27/2024								
	Project Status: New Project Total Cost: \$ 18,550,000								
Justification or Significance of Improvement: The Granada Theater is a gem in the Downtown and is an important feature as the City's continues to make strides in revitalizing the area. The acquisition will allow for a public/private partnership to manage and operate the theater, as well as allow for public programming by Community, Life & Culture Agency.	<table border="1" style="width: 100%; border-collapse: collapse;"> <tr> <td style="width: 60%;">Project Priority Within CIP Category</td> <td style="width: 40%;">Is Project Funding Subject to Award by Outside Agency?</td> </tr> <tr> <td><input type="checkbox"/> Essential (Start within 1 year)</td> <td><input type="checkbox"/> Yes (provide details in comments)</td> </tr> <tr> <td><input checked="" type="checkbox"/> Necessary (Start within 1 to 3 years)</td> <td><input checked="" type="checkbox"/> No</td> </tr> <tr> <td><input type="checkbox"/> Desirable (Start within 3 to 5 years)</td> <td></td> </tr> </table> <p>City Council Goals & Objectives: Invest in the City's Infrastructure (Water, Streets, Sewer, Parks, Storm Drains, and Public Facilities) Encourage, Provide, and Support Enhanced Recreational, Educational, Cultural, and Healthy City Programs, Policies, and Activities</p>	Project Priority Within CIP Category	Is Project Funding Subject to Award by Outside Agency?	<input type="checkbox"/> Essential (Start within 1 year)	<input type="checkbox"/> Yes (provide details in comments)	<input checked="" type="checkbox"/> Necessary (Start within 1 to 3 years)	<input checked="" type="checkbox"/> No	<input type="checkbox"/> Desirable (Start within 3 to 5 years)	
Project Priority Within CIP Category	Is Project Funding Subject to Award by Outside Agency?								
<input type="checkbox"/> Essential (Start within 1 year)	<input type="checkbox"/> Yes (provide details in comments)								
<input checked="" type="checkbox"/> Necessary (Start within 1 to 3 years)	<input checked="" type="checkbox"/> No								
<input type="checkbox"/> Desirable (Start within 3 to 5 years)									

Fiscal Year	FY 2022-23	FY 2023-24	FY 2024-25	FY 2025-26	FY 2026-27	FY 2027-28	Outer Years	Total Cost
	Current	Adopted	Recommended					
Fund:	4011-Capital Projects - Measure Q							
Architect & Eng Svcs	-	300,000	-	-	-	-	-	300,000
Land Purchases	-	3,000,000	-	-	-	-	-	3,000,000
Construction Contracts	-	-	15,000,000	-	-	-	-	15,000,000
Other Professional Svcs	-	-	-	-	-	-	-	-
Other Misc Expenses	-	250,000	-	-	-	-	-	250,000
Total Cost	\$ -	\$ 3,550,000	\$ 15,000,000	\$ -	\$ -	\$ -	\$ -	\$ 18,550,000
Annual O&M								

Review and Comments:

Grand Park Phase 1



**City of Ontario
Capital Improvement Program
Adopted Budget for Fiscal Year 2023-24**

Project Title: Grand Park Phase 1	Dept. Responsible: FMD005-Municipal Services Deposits, Grants and Projects Project Manager: Dan Beers Project ID: PF2401 Project Start Date: 7/1/2023 Project Status: New Project								
Location: Ontario Ranch from West to East between Archibald and Haven and from North to South between Ontario Ranch Road and Eucalyptus Avenue	CIP Category: Public Facilities DIF Project No: PK-001 Estimated End Date: 6/9/2026 Total Cost: \$ 111,187,280								
Description of Improvements: Construct a 136-acre park which will contain an amphitheater, dog park, market alley, walking trails and orchards.	<table border="1" style="width: 100%; border-collapse: collapse;"> <tr> <td style="width: 60%;">Project Priority Within CIP Category</td> <td style="width: 40%;">Is Project Funding Subject to Award by Outside Agency?</td> </tr> <tr> <td><input checked="" type="checkbox"/> Essential (Start within 1 year)</td> <td><input type="checkbox"/> Yes (provide details in comments)</td> </tr> <tr> <td><input type="checkbox"/> Necessary (Start within 1 to 3 years)</td> <td><input checked="" type="checkbox"/> No</td> </tr> <tr> <td><input type="checkbox"/> Desirable (Start within 3 to 5 years)</td> <td></td> </tr> </table>	Project Priority Within CIP Category	Is Project Funding Subject to Award by Outside Agency?	<input checked="" type="checkbox"/> Essential (Start within 1 year)	<input type="checkbox"/> Yes (provide details in comments)	<input type="checkbox"/> Necessary (Start within 1 to 3 years)	<input checked="" type="checkbox"/> No	<input type="checkbox"/> Desirable (Start within 3 to 5 years)	
Project Priority Within CIP Category	Is Project Funding Subject to Award by Outside Agency?								
<input checked="" type="checkbox"/> Essential (Start within 1 year)	<input type="checkbox"/> Yes (provide details in comments)								
<input type="checkbox"/> Necessary (Start within 1 to 3 years)	<input checked="" type="checkbox"/> No								
<input type="checkbox"/> Desirable (Start within 3 to 5 years)									
Justification or Significance of Improvement: This is the first phase of Ontario's Grand Park.	City Council Goals & Objectives: Invest in the City's Infrastructure (Water, Streets, Sewer, Parks, Storm Drains, and Public Facilities) Encourage, Provide, and Support Enhanced Recreational, Educational, Cultural, and Healthy City Programs, Policies, and Activities								

Fiscal Year	FY 2022-23	FY 2023-24	FY 2024-25	FY 2025-26	FY 2026-27	FY 2027-28	Outer Years	Total Cost
	Current	Adopted	Recommended					
Fund:	2650-Park Impact/Quimby							
Architect & Eng Svcs	-	5,000,000	-	-	-	-	-	5,000,000
Land Purchases	-	-	-	-	-	-	-	-
Construction Contracts	4,703,540	-	50,000,000	50,000,000	-	-	-	104,703,540
Other Professional Svcs	1,483,740	-	-	-	-	-	-	1,483,740
Other Misc Expenses	-	-	-	-	-	-	-	-
Total Cost	\$ 6,187,280	\$ 5,000,000	\$ 50,000,000	\$ 50,000,000	\$ -	\$ -	\$ -	\$ 111,187,280
Annual O&M								

Review and Comments:

John Galvin Park Facilities Improvements



**City of Ontario
Capital Improvement Program
Adopted Budget for Fiscal Year 2023-24**

<p>Project Title: John Galvin Park Facilities Improvements</p> <p>Location: 1072 North Grove Avenue</p> <p>Description of Improvements: Renovate concession area and restrooms at Latimer Field in John Galvin Park. Approximately 2,000 square feet of the existing John Galvin Park restroom will be demolished and a new pre-fabrication restroom will be installed.</p> <p>Justification or Significance of Improvement: To meet the Americans with Disabilities Act (ADA) access requirements, improve infrastructure, and provide improved security monitoring for the Ontario Police Department.</p>	<p>Dept. Responsible: FMD005-Municipal Services Deposits, Grants and Projects</p> <p>Project Manager: Dan Beers</p> <p>Project ID: See Comments</p> <p>Project Start Date: 7/1/2023</p> <p>Project Status: New Project</p> <p>Project Priority Within CIP Category</p> <p><input checked="" type="checkbox"/> Essential (Start within 1 year)</p> <p><input type="checkbox"/> Necessary (Start within 1 to 3 years)</p> <p><input type="checkbox"/> Desirable (Start within 3 to 5 years)</p> <p>City Council Goals & Objectives: Invest in the City's Infrastructure (Water, Streets, Sewer, Parks, Storm Drains, and Public Facilities)</p> <p>Maintain the Current High Level of Public Safety</p>
	<p>CIP Category: Public Facilities</p> <p>DIF Project No: N/A</p> <p>Estimated End Date: 6/30/2024</p> <p>Total Cost: \$ 2,275,000</p> <p>Is Project Funding Subject to Award by Outside Agency?</p> <p><input checked="" type="checkbox"/> Yes (provide details in comments)</p> <p><input type="checkbox"/> No</p>

Fiscal Year	FY 2022-23	FY 2023-24	FY 2024-25	FY 2025-26	FY 2026-27	FY 2027-28	Outer Years	Total Cost
	Current	Adopted	Recommended					
Fund:	4011-Capital Projects - Measure Q							
Architect & Eng Svcs	-	-	-	-	-	-	-	-
Land Purchases	-	-	-	-	-	-	-	-
Construction Contracts	50,000	1,532,500	-	-	-	-	-	1,582,500
Other Professional Svcs	-	92,500	-	-	-	-	-	92,500
Other Misc Expenses	-	-	-	-	-	-	-	-
Fund:	2010-C.D.B.G.							
Architect & Eng Svcs	-	-	-	-	-	-	-	-
Land Purchases	-	-	-	-	-	-	-	-
Construction Contracts	-	-	-	-	-	-	-	-
Other Professional Svcs	600,000	-	-	-	-	-	-	600,000
Other Misc Expenses	-	-	-	-	-	-	-	-
Total Cost	\$ 650,000	\$ 1,625,000	\$ -	\$ -	\$ -	\$ -	\$ -	\$ 2,275,000
Annual O&M								

Review and Comments:
 PF2307: John Galvin Latimer Field Concession Stand and Restroom Renovations: \$975,000
 GR_PA2301: John Galvin Restroom Pre-Fabrication: \$1,300,000 (partial CDBG Funding)

Municipal Service Center Improvements



**City of Ontario
Capital Improvement Program
Adopted Budget for Fiscal Year 2023-24**

Project Title: Municipal Service Center Improvements Location: 1333 and 1425 South Bon View Avenue Description of Improvements: This project is a continuation of various improvements to the Ontario Municipal Service Center that includes upgrades and remodels to update office spaces, working areas, training centers, and expansion of facilities. Justification or Significance of Improvement: Continuous improvements are required as a result of increase staffing and aging buildings.	Dept. Responsible: WTR007-Water Deposits, Grants and Projects Project Manager: Thomas Palmieri Project ID: PF0010 Project Start Date: 7/1/2023 Project Status: New Phase CIP Category: Public Facilities DIF Project No: N/A Estimated End Date: 6/30/2026 Total Cost: \$ 4,023,485 Project Priority Within CIP Category <input type="checkbox"/> Essential (Start within 1 year) <input checked="" type="checkbox"/> Necessary (Start within 1 to 3 years) <input type="checkbox"/> Desirable (Start within 3 to 5 years) Is Project Funding Subject to Award by Outside Agency? <input type="checkbox"/> Yes (provide details in comments) <input checked="" type="checkbox"/> No City Council Goals & Objectives: Invest in the City's Infrastructure (Water, Streets, Sewer, Parks, Storm Drains, and Public Facilities) Operate in a Businesslike Manner
---	---

Fiscal Year	FY 2022-23	FY 2023-24	FY 2024-25	FY 2025-26	FY 2026-27	FY 2027-28	Outer Years	Total Cost
	Current	Adopted	Recommended					
Fund:	5011-Water Capital							
Architect & Eng Svcs	108,353	-	-	-	-	-	-	108,353
Land Purchases	-	-	-	-	-	-	-	-
Construction Contracts	702,375	600,000	600,000	600,000	-	-	-	2,502,375
Other Professional Svcs	14,232	-	-	-	-	-	-	14,232
Other Misc Expenses	104	200,000	200,000	200,000	-	-	-	600,104
Fund:	5111-Sewer Capital							
Architect & Eng Svcs	36,199	-	-	-	-	-	-	36,199
Land Purchases	-	-	-	-	-	-	-	-
Construction Contracts	155,582	150,000	150,000	150,000	-	-	-	605,582
Other Professional Svcs	-	-	-	-	-	-	-	-
Other Misc Expenses	6,640	50,000	50,000	50,000	-	-	-	156,640
Total Cost	\$ 1,023,485	\$ 1,000,000	\$ 1,000,000	\$ 1,000,000	\$ -	\$ -	\$ -	\$ 4,023,485
Annual O&M								

Review and Comments:
 Fund 5011-Water Capital is allocated to WTR007 - Water Deposits, Grants and Projects
 Fund 5111-Sewer Capital is allocated to SEW005 - Sewer Deposits, Grants and Projects

Multicarrier Distributed Antennae Systems



City of Ontario
Capital Improvement Program
Adopted Budget for Fiscal Year 2023-24

Project Title: Multicarrier Distributed Antennae Systems Location: City Hall, City Hall Annex, Police Department and Ontario Municipal Utilities Company Description of Improvements: Installation of a multi-carrier cellular signal repeater system in larger City buildings.	Dept. Responsible: ITD005-IT Deposits, Grants and Projects Project Manager: Jerrod Lee Project ID: PF2404 Project Start Date: 7/1/2023 Project Status: New Project CIP Category: Public Facilities DIF Project No: N/A Estimated End Date: 6/30/2025 Total Cost: \$ 400,000
Justification or Significance of Improvement: Cellular phone service is essential in public buildings. The City's customers and staff rely on mobile devices to conduct business. In addition, reliable cellular service is essential for the safety of everyone inside City facilities. The Distributed antenna system will allow for all carriers to amplify their signals within City buildings ensuring a strong signal, regardless of the cellular service provider.	Project Priority Within CIP Category <input type="checkbox"/> Essential (Start within 1 year) <input checked="" type="checkbox"/> Necessary (Start within 1 to 3 years) <input type="checkbox"/> Desirable (Start within 3 to 5 years)
City Council Goals & Objectives: Operate in a Businesslike Manner Invest in the City's Infrastructure (Water, Streets, Sewer, Parks, Storm Drains, and Public Facilities)	
Is Project Funding Subject to Award by Outside Agency? <input type="checkbox"/> Yes (provide details in comments) <input checked="" type="checkbox"/> No	

Fiscal Year	FY 2022-23	FY 2023-24	FY 2024-25	FY 2025-26	FY 2026-27	FY 2027-28	Outer Years	Total Cost
	Current	Adopted	Recommended					
Fund:	6020-Information Technology							
Architect & Eng Svcs	-	-	-	-	-	-	-	-
Land Purchases	-	-	-	-	-	-	-	-
Construction Contracts	-	-	-	-	-	-	-	-
Other Professional Svcs	-	80,000	80,000	-	-	-	-	160,000
Other Misc Expenses	-	120,000	120,000	-	-	-	-	240,000
Total Cost	\$ -	\$ 200,000	\$ 200,000	\$ -	\$ -	\$ -	\$ -	\$ 400,000
Annual O&M								

Review and Comments:

National Integrated Ballistic Information Network (NIBIN) Software/Workstation/Area 2109



**City of Ontario
Capital Improvement Program
Adopted Budget for Fiscal Year 2023-24**

<p>Project Title: National Integrated Ballistic Informaiton Network (NIBIN) Software / Workstation / Area 2109</p> <p>Location: Ontario Police Department - 2500 South Archibald Avenue</p> <p>Description of Improvements: NIBIN workroom expansion for Forensics Unit. This will be a secured area with limited access to the software/workroom. This room will be used to compare ballistic evidence. Rearrangement of vacant office space. Removal of current equipment and upgraded furniture and software systems will be needed.</p> <p>Justification or Significance of Improvement: NIBIN is the only national network that allows for the capture and comparison of ballistic evidence to aid in solving and preventing violent crimes involving firearms. Having this area could result in a county wide partnership with Ontario Police Department.</p>	<p>Dept. Responsible: OPD005-Police Deposits, Grants and Projects</p> <p>Project Manager: Adrian Escamilla</p> <p>Project ID: PF2419</p> <p>Project Start Date: 7/1/2023</p> <p>Project Status: New Project</p> <p>CIP Category: Public Facilities</p> <p>DIF Project No: N/A</p> <p>Estimated End Date: 1/1/2024</p> <p>Total Cost: \$ 437,480</p> <p>Project Priority Within CIP Category</p> <p><input checked="" type="checkbox"/> Essential (Start within 1 year)</p> <p><input type="checkbox"/> Necessary (Start within 1 to 3 years)</p> <p><input type="checkbox"/> Desirable (Start within 3 to 5 years)</p> <p>Is Project Funding Subject to Award by Outside Agency?</p> <p><input type="checkbox"/> Yes (provide details in comments)</p> <p><input checked="" type="checkbox"/> No</p> <p>City Council Goals & Objectives:</p> <p>Maintain the Current High Level of Public Safety</p> <p>Operate in a Businesslike Manner</p> <p>Focus Resources in Ontario's Commercial and Residential Neighborhoods</p>
---	---

Fiscal Year	FY 2022-23	FY 2023-24	FY 2024-25	FY 2025-26	FY 2026-27	FY 2027-28	Outer Years	Total Cost
	Current	Adopted	Recommended					
Fund:	4011-Capital Projects - Measure Q							
Architect & Eng Svcs	-	-	-	-	-	-	-	-
Land Purchases	-	-	-	-	-	-	-	-
Construction Contracts	-	-	-	-	-	-	-	-
Other Professional Svcs	-	50,000	-	-	-	-	-	50,000
Other Misc Expenses	-	387,480	-	-	-	-	-	387,480
Total Cost	\$ -	\$ 437,480	\$ -	\$ -	\$ -	\$ -	\$ -	\$ 437,480
Annual O&M								

Review and Comments:

Ontario Museum of History and Art Master Plan



**City of Ontario
Capital Improvement Program
Adopted Budget for Fiscal Year 2023-24**

Project Title: Ontario Museum of History and Art Master Plan	Dept. Responsible: FMD005-Municipal Services Deposits, Grants and Projects Project Manager: Dan Beers Project ID: PF2420 Project Start Date: 7/1/2023 Project Status: New Project
Location: 225 Euclid Avenue	CIP Category: Public Facilities DIF Project No: N/A Estimated End Date: 6/30/2026 Total Cost: \$ 12,000,000
Description of Improvements: Improvements to the Ontario Museum of History and Art, which is part of the Museum's Master Plan. Improvements includes waterproofing the basement, adding an elevator, and renovation of the North Gallery.	Project Priority Within CIP Category <input type="checkbox"/> Essential (Start within 1 year) <input checked="" type="checkbox"/> Necessary (Start within 1 to 3 years) <input type="checkbox"/> Desirable (Start within 3 to 5 years)
Justification or Significance of Improvement: The Ontario Museum of History and Art needs work done in many areas. The North Gallery needs updating, the basement needs to be waterproofed, and an elevator needs to be added. The improvements follow the Ontario Museum of History and Art master plan.	Is Project Funding Subject to Award by Outside Agency? <input type="checkbox"/> Yes (provide details in comments) <input checked="" type="checkbox"/> No
	City Council Goals & Objectives: Invest in the City's Infrastructure (Water, Streets, Sewer, Parks, Storm Drains, and Public Facilities) Encourage, Provide, and Support Enhanced Recreational, Educational, Cultural, and Healthy City Programs, Policies, and Activities Operate in a Businesslike Manner

Fiscal Year	FY 2022-23	FY 2023-24	FY 2024-25	FY 2025-26	FY 2026-27	FY 2027-28	Outer Years	Total Cost
	Current	Adopted	Recommended					
Fund:	4011-Capital Projects - Measure Q							
Architect & Eng Svcs	-	-	-	-	-	-	-	-
Land Purchases	-	-	-	-	-	-	-	-
Construction Contracts	-	3,000,000	3,000,000	6,000,000	-	-	-	12,000,000
Other Professional Svcs	-	-	-	-	-	-	-	-
Other Misc Expenses	-	-	-	-	-	-	-	-
Total Cost	\$ -	\$ 3,000,000	\$ 3,000,000	\$ 6,000,000	\$ -	\$ -	\$ -	\$ 12,000,000
Annual O&M								

Review and Comments:

Ontario Ranch Fire Station No. 11 Acquisition and Design




City of Ontario
Capital Improvement Program
Adopted Budget for Fiscal Year 2023-24

Project Title: Ontario Ranch Fire Station No. 11 Acquisition and Design Location: 7721 East Edison Ave Description of Improvements: New permanent Fire Station 11 that is part of the Public Safety Center Project.	Dept. Responsible: FMD005-Municipal Services Deposits, Grants and Projects Project Manager: Dan Beers Project ID: PF2303 Project Start Date: 7/1/2022 Project Status: New Phase CIP Category: Public Facilities DIF Project No: FS-003 Estimated End Date: 6/30/2024 Total Cost: \$ 6,537,000
Justification or Significance of Improvement: Interim Fire Station 11 has a lease that will expire in 2027 and there is a need to have a permanent fire station for Southwest Ontario.	Project Priority Within CIP Category <input checked="" type="checkbox"/> Essential (Start within 1 year) <input type="checkbox"/> Necessary (Start within 1 to 3 years) <input type="checkbox"/> Desirable (Start within 3 to 5 years)
City Council Goals & Objectives: Invest in the City's Infrastructure (Water, Streets, Sewer, Parks, Storm Drains, and Public Facilities) Maintain the Current High Level of Public Safety Focus Resources in Ontario's Commercial and Residential Neighborhoods Ensure the Development of a Well Planned, Balanced, and Self-Sustaining Community in Ontario Ranch	
Is Project Funding Subject to Award by Outside Agency? <input type="checkbox"/> Yes (provide details in comments) <input checked="" type="checkbox"/> No	

Fiscal Year	FY 2022-23	FY 2023-24	FY 2024-25	FY 2025-26	FY 2026-27	FY 2027-28	Outer Years	Total Cost
	Current	Adopted	Recommended					
Fund:	4410-NMC - Fire Impact							
Architect & Eng Svcs	2,812,000	700,000	-	-	-	-	-	3,512,000
Land Purchases	-	3,000,000	-	-	-	-	-	3,000,000
Construction Contracts	-	-	-	-	-	-	-	-
Other Professional Svcs	-	25,000	-	-	-	-	-	25,000
Other Misc Expenses	-	-	-	-	-	-	-	-
Total Cost	\$ 2,812,000	\$ 3,725,000	\$ -	\$ -	\$ -	\$ -	\$ -	\$ 6,537,000
Annual O&M								

Review and Comments:

Police Department Media Room



**City of Ontario
Capital Improvement Program
Adopted Budget for Fiscal Year 2023-24**

Project Title: Police Department Media Room	Dept. Responsible: OPD005-Police Deposits, Grants and Projects
Location: Ontario Police Department - 2500 South Archibald Avenue	Project Manager: Adrian Escamilla Project ID: PF2411 Project Start Date: 7/1/2023 Project Status: New Project
Description of Improvements: Restore the lobby museum to incorporate a media room which will accommodate the creative media team. This will also allow this area to be used for press conferences. Floors will need to be refinished, new office equipment, conference area for media, soundproofing area to ensure minimal echo to include AV equipment, finally securing area.	CIP Category: Public Facilities DIF Project No: N/A Estimated End Date: 6/30/2025 Total Cost: \$ 1,200,000
Justification or Significance of Improvement: Due to the growth of the department, the media team is being relocated from their current space. This team is responsible for all social media content, both posting and responding. In addition, the Public Information Officers (PIO) are part of this group. The movement of the team will allow for an area that they can use for any press conferences.	Project Priority Within CIP Category <input type="checkbox"/> Essential (Start within 1 year) <input checked="" type="checkbox"/> Necessary (Start within 1 to 3 years) <input type="checkbox"/> Desirable (Start within 3 to 5 years)
	Is Project Funding Subject to Award by Outside Agency? <input type="checkbox"/> Yes (provide details in comments) <input checked="" type="checkbox"/> No
	City Council Goals & Objectives: Maintain the Current High Level of Public Safety Operate in a Businesslike Manner Focus Resources in Ontario's Commercial and Residential Neighborhoods

Fiscal Year	FY 2022-23	FY 2023-24	FY 2024-25	FY 2025-26	FY 2026-27	FY 2027-28	Outer Years	Total Cost
	Current	Adopted	Recommended					
Fund:	2520-Cable Access Fund							
Architect & Eng Svcs	-	-	-	-	-	-	-	-
Land Purchases	-	-	-	-	-	-	-	-
Construction Contracts	-	270,000	270,000	-	-	-	-	540,000
Other Professional Svcs	-	215,000	215,000	-	-	-	-	430,000
Other Misc Expenses	-	115,000	115,000	-	-	-	-	230,000
Total Cost	\$ -	\$ 600,000	\$ 600,000	\$ -	\$ -	\$ -	\$ -	\$ 1,200,000
Annual O&M								

Review and Comments:

Public Parking Structure (200 West B Street) Acquisition




City of Ontario
Capital Improvement Program
Adopted Budget for Fiscal Year 2023-24

Project Title: Public Parking Structure (200 West B Street) Acquisition Location: 210-222 West B Street; 214 North Palm Description of Improvements: Property acquisition for future site of public parking structure.	Dept. Responsible: ECD003-Economic Development Deposits, Grants and Projects Project Manager: Charity Hernandez Project ID: PF2421 Project Start Date: 7/1/2023 Project Status: New Project CIP Category: Public Facilities DIF Project No: N/A Estimated End Date: 6/30/2024 Total Cost: \$ 2,100,000
Justification or Significance of Improvement: As part of the revitalization of Downtown Ontario, a comprehensive parking district is something that staff has determined to be a priority. The acquisition of these two parcels will allow for a public parking structure that could then be shared with a developer who is planning a mixed-use project on the surrounding parcels.	Project Priority Within CIP Category <input type="checkbox"/> Essential (Start within 1 year) <input checked="" type="checkbox"/> Necessary (Start within 1 to 3 years) <input type="checkbox"/> Desirable (Start within 3 to 5 years)
City Council Goals & Objectives: Invest in the Growth and Evolution of the City's Economy Invest in the City's Infrastructure (Water, Streets, Sewer, Parks, Storm Drains, and Public Facilities)	
Is Project Funding Subject to Award by Outside Agency? <input type="checkbox"/> Yes (provide details in comments) <input checked="" type="checkbox"/> No	

Fiscal Year	FY 2022-23	FY 2023-24	FY 2024-25	FY 2025-26	FY 2026-27	FY 2027-28	Outer Years	Total Cost
	Current	Adopted	Recommended					
Fund:	4011-Capital Projects - Measure Q							
Architect & Eng Svcs	-	-	-	-	-	-	-	-
Land Purchases	-	1,900,000	-	-	-	-	-	1,900,000
Construction Contracts	-	-	-	-	-	-	-	-
Other Professional Svcs	-	-	-	-	-	-	-	-
Other Misc Expenses	-	200,000	-	-	-	-	-	200,000
Total Cost	\$ -	\$ 2,100,000	\$ -	\$ -	\$ -	\$ -	\$ -	\$ 2,100,000
Annual O&M								

Review and Comments:

Real Time Information Center (RTIC)



**City of Ontario
Capital Improvement Program
Adopted Budget for Fiscal Year 2023-24**

Project Title: Real Time Information Center (RTIC)	Dept. Responsible: OPD005-Police Deposits, Grants and Projects
Location: Police Department - 2500 South Archibald Avenue	Project Manager: Adrian Escamilla Project ID: PF2422 Project Start Date: 7/1/2023 Project Status: New Project
	CIP Category: Public Facilities DIF Project No: N/A Estimated End Date: 6/1/2027 Total Cost: \$ 7,326,400

Description of Improvements:
Build out the Real Time Information Center near the Watch Commanders office to ensure 24/7 supervisory access. Move Sergeant offices to empty office area for adequate space to fit the RTIC. Revamp the empty office space to fit current sergeant staffing but also allow for growth. In addition, construct an RTIC center with video walls conference area for critical incidents. This will allow for outside City agencies to participate.

Project Priority Within CIP Category	Is Project Funding Subject to Award by Outside Agency?
<input type="checkbox"/> Essential (Start within 1 year)	<input type="checkbox"/> Yes (provide details in comments)
<input checked="" type="checkbox"/> Necessary (Start within 1 to 3 years)	<input checked="" type="checkbox"/> No
<input type="checkbox"/> Desirable (Start within 3 to 5 years)	

Justification or Significance of Improvement:
RTIC will be the information HUB for the City of Ontario bringing together data, video, audio, etc. into one centralized place for monitoring. This will help not only combat/reduce crime, but also allow for information gathering from within the City. The construction will be phase one and the software and personnel implementation will be phase two, until full build out.

City Council Goals & Objectives:
Maintain the Current High Level of Public Safety

Operate in a Businesslike Manner

Focus Resources in Ontario's Commercial and Residential Neighborhoods

Fiscal Year	FY 2022-23	FY 2023-24	FY 2024-25	FY 2025-26	FY 2026-27	FY 2027-28	Outer Years	Total Cost
	Current	Adopted	Recommended					
Fund:	4011-Capital Projects - Measure Q							
Architect & Eng Svcs	-	50,000	-	-	-	-	-	50,000
Land Purchases	-	-	-	-	-	-	-	-
Construction Contracts	-	1,500,000	-	-	-	-	-	1,500,000
Other Professional Svcs	-	200,000	2,000,000	1,000,000	-	-	-	3,200,000
Other Misc Expenses	-	1,076,400	1,000,000	500,000	-	-	-	2,576,400
Total Cost	\$ -	\$ 2,826,400	\$ 3,000,000	\$ 1,500,000	\$ -	\$ -	\$ -	\$ 7,326,400
Annual O&M								

Review and Comments:

Sam Alba Park Restroom Renovation



**City of Ontario
Capital Improvement Program
Adopted Budget for Fiscal Year 2023-24**

Project Title: Sam Alba Park Restroom Renovation	Dept. Responsible: HSG004-Housing Deposits, Grants and Projects
Location: Sam Alba Park - 401 East Sunkist Street	Project Manager: Dan Beers Project ID: GR_PF2403 Project Start Date: 8/1/2023 Project Status: New Project
Description of Improvements: Demolition of public park restroom at Sam Alba Park, which includes removal of old infrastructure, grading, pouring of a new concrete pad and connection to existing utilities in preparation of a new pre-fabrication restroom.	CIP Category: Public Facilities DIF Project No: N/A Estimated End Date: 5/30/2024 Total Cost: \$ 709,524
Justification or Significance of Improvement: Installation of a new pre-fabrication restroom to meet Americans with Disabilities Act (ADA) access, improved infrastructure, and provide improved security monitoring for the Ontario Police Department.	Project Priority Within CIP Category <input checked="" type="checkbox"/> Essential (Start within 1 year) <input type="checkbox"/> Necessary (Start within 1 to 3 years) <input type="checkbox"/> Desirable (Start within 3 to 5 years)
	Is Project Funding Subject to Award by Outside Agency? <input type="checkbox"/> Yes (provide details in comments) <input checked="" type="checkbox"/> No
	City Council Goals & Objectives: Invest in the City's Infrastructure (Water, Streets, Sewer, Parks, Storm Drains, and Public Facilities)

Fiscal Year	FY 2022-23	FY 2023-24	FY 2024-25	FY 2025-26	FY 2026-27	FY 2027-28	Outer Years	Total Cost
	Current	Adopted	Recommended					
Fund:	2010-C.D.B.G.							
Architect & Eng Svcs	-	-	-	-	-	-	-	-
Land Purchases	-	-	-	-	-	-	-	-
Construction Contracts	-	699,524	-	-	-	-	-	699,524
Other Professional Svcs	-	10,000	-	-	-	-	-	10,000
Other Misc Expenses	-	-	-	-	-	-	-	-
Total Cost	\$ -	\$ 709,524	\$ -	\$ -	\$ -	\$ -	\$ -	\$ 709,524
Annual O&M								

Review and Comments:
Funds need to be expended within the year to comply with C.D.B.G. program requirements.

West Mission Campus – Temporary Access Center and Housing Shelter



City of Ontario
Capital Improvement Program
Adopted Budget for Fiscal Year 2023-24

Project Title: West Mission Campus - Temporary Access Center and Housing Shelter	Dept. Responsible: CLC002-Community Life & Culture Deposits, Grants and Projects	
Location: 1522 West Mission Boulevard	Project Manager: Katryna Gonzalez	CIP Category: Public Facilities
Description of Improvements: Acquire and convert a motel on Mission Boulevard into a temporary housing space for homeless individuals and their families.	Project ID: PF2423	DIF Project No: N/A
	Project Start Date: 9/1/2023	Estimated End Date: 6/30/2024
	Project Status: New Project	Total Cost: \$ 7,270,000
Justification or Significance of Improvement: As the City focuses resources on expanding services as part of the continuum of care, we need a space to house individuals.	Project Priority Within CIP Category	Is Project Funding Subject to Award by Outside Agency?
	<input type="checkbox"/> Essential (Start within 1 year) <input checked="" type="checkbox"/> Necessary (Start within 1 to 3 years) <input type="checkbox"/> Desirable (Start within 3 to 5 years)	<input type="checkbox"/> Yes (provide details in comments) <input checked="" type="checkbox"/> No
City Council Goals & Objectives: Invest in the City's Infrastructure (Water, Streets, Sewer, Parks, Storm Drains, and Public Facilities) Encourage, Provide, and Support Enhanced Recreational, Educational, Cultural, and Healthy City Programs, Policies, and Activities		

Fiscal Year	FY 2022-23	FY 2023-24	FY 2024-25	FY 2025-26	FY 2026-27	FY 2027-28	Outer Years	Total Cost
	Current	Adopted	Recommended					
Fund:	4011-Capital Projects - Measure Q							
Architect & Eng Svcs	-	-	330,000	-	-	-	-	330,000
Land Purchases	-	5,000,000	-	-	-	-	-	5,000,000
Construction Contracts	-	-	1,650,000	-	-	-	-	1,650,000
Other Professional Svcs	-	-	-	-	-	-	-	-
Other Misc Expenses	-	-	290,000	-	-	-	-	290,000
Total Cost	\$ -	\$ 5,000,000	\$ 2,270,000	\$ -	\$ -	\$ -	\$ -	\$ 7,270,000
Annual O&M								

Review and Comments:

Arena Entertainment District - Parking Structure #1



City of Ontario
Capital Improvement Program
Recommended Budget for Fiscal Year 2024-25

Project Title: Arena Entertainment District - Parking Structure #1	Dept. Responsible: FMD005-Municipal Services Deposits, Grants and Projects
Location: Northwest corner of Fourth Street and Via Piemonte	Project Manager: Dan Beers CIP Category: Public Facilities
Description of Improvements: Build a 3 level parking structure with approximately 1,278 spaces. Upgrade Fourth Street and Via Piemonte.	Project ID: PF DIF Project No: N/A
	Project Start Date: 7/1/2024 Estimated End Date: 6/30/2025
	Project Status: New Project Total Cost: \$ 40,060,000
Justification or Significance of Improvement: The area around the Toyota Arena will be converted into a media district with retail, concert venues and residential. There is a need for a new parking structure to handle the new parking demand.	Project Priority Within CIP Category <input type="checkbox"/> Essential (Start within 1 year) <input checked="" type="checkbox"/> Necessary (Start within 1 to 3 years) <input type="checkbox"/> Desirable (Start within 3 to 5 years)
	Is Project Funding Subject to Award by Outside Agency? <input type="checkbox"/> Yes (provide details in comments) <input checked="" type="checkbox"/> No
City Council Goals & Objectives: Invest in the City's Infrastructure (Water, Streets, Sewer, Parks, Storm Drains, and Public Facilities) Invest in the Growth and Evolution of the City's Economy	

Fiscal Year	FY 2022-23	FY 2023-24	FY 2024-25	FY 2025-26	FY 2026-27	FY 2027-28	Outer Years	Total Cost
	Current	Adopted	Recommended					
Fund:	4010-Capital Projects							
Architect & Eng Svcs	-	-	4,000,000	-	-	-	-	4,000,000
Land Purchases	-	-	-	-	-	-	-	-
Construction Contracts	-	-	60,000	18,000,000	18,000,000	-	-	36,060,000
Other Professional Svcs	-	-	-	-	-	-	-	-
Other Misc Expenses	-	-	-	-	-	-	-	-
Total Cost	\$ -	\$ -	\$ 4,060,000	\$ 18,000,000	\$ 18,000,000	\$ -	\$ -	\$ 40,060,000
Annual O&M								

Review and Comments:

Arena Entertainment District – Police Department Storefront



City of Ontario
Capital Improvement Program
Recommended Budget for Fiscal Year 2024-25

Project Title: Arena Entertainment District - Police Department Storefront	Dept. Responsible: PWA002-Public Works Deposits, Grants and Projects	
Location: Via Piemonte and Ontario Center	Project Manager: Dan Beers	CIP Category: Public Facilities
Description of Improvements: Build of a Police storefront at the Arena Entertainment District.	Project ID: PF	DIF Project No: N/A
	Project Start Date: 7/1/2024	Estimated End Date: 6/30/2025
	Project Status: New Project	Total Cost: \$ 2,000,000
Justification or Significance of Improvement: The area around the Toyota Arena will be converted into an entertainment district with retail, concert venues, and residential. A Police presence is needed and the storefront will fulfill that need.	Project Priority Within CIP Category	Is Project Funding Subject to Award by Outside Agency?
	<input type="checkbox"/> Essential (Start within 1 year) <input checked="" type="checkbox"/> Necessary (Start within 1 to 3 years) <input type="checkbox"/> Desirable (Start within 3 to 5 years)	<input type="checkbox"/> Yes (provide details in comments) <input checked="" type="checkbox"/> No
City Council Goals & Objectives:		
Invest in the City's Infrastructure (Water, Streets, Sewer, Parks, Storm Drains, and Public Facilities)		
Maintain the Current High Level of Public Safety		
Invest in the Growth and Evolution of the City's Economy		

Fiscal Year	FY 2022-23	FY 2023-24	FY 2024-25	FY 2025-26	FY 2026-27	FY 2027-28	Outer Years	Total Cost
	Current	Adopted	Recommended					
Fund:	4011-Capital Projects - Measure Q							
Architect & Eng Svcs	-	-	-	-	-	-	-	-
Land Purchases	-	-	-	-	-	-	-	-
Construction Contracts	-	-	2,000,000	-	-	-	-	2,000,000
Other Professional Svcs	-	-	-	-	-	-	-	-
Other Misc Expenses	-	-	-	-	-	-	-	-
Total Cost	\$ -	\$ -	\$ 2,000,000	\$ -	\$ -	\$ -	\$ -	\$ 2,000,000
Annual O&M								

Review and Comments:

Homer F. Briggs Park Snack Bar and Restroom Upgrades



**City of Ontario
Capital Improvement Program
Adopted Budget for Fiscal Year 2023-24**

Project Title: Homer F. Briggs Park Snack Bar and Restroom Upgrades	Dept. Responsible: PWA002-Public Works Deposits, Grants and Projects							
Location: Homer F. Briggs Park - 2099 South Oaks Avenue	Project Manager: Nick Gonzalez Project ID: PF2424 Project Start Date: 7/1/2023 Project Status: New Project							
Description of Improvements: The restroom and snack bar remodel and upgrades at Homer F. Briggs Park will bring those facilities up to code.	CIP Category: Public Facilities DIF Project No: N/A Estimated End Date: 6/30/2025 Total Cost: \$ 1,000,000							
	<table border="1" style="width: 100%; border-collapse: collapse;"> <tr> <td style="width: 60%;">Project Priority Within CIP Category</td> <td style="width: 40%;">Is Project Funding Subject to Award by Outside Agency?</td> </tr> <tr> <td><input checked="" type="checkbox"/> Essential (Start within 1 year)</td> <td><input type="checkbox"/> Yes (provide details in comments)</td> </tr> <tr> <td><input type="checkbox"/> Necessary (Start within 1 to 3 years)</td> <td><input checked="" type="checkbox"/> No</td> </tr> <tr> <td><input type="checkbox"/> Desirable (Start within 3 to 5 years)</td> <td></td> </tr> </table>	Project Priority Within CIP Category	Is Project Funding Subject to Award by Outside Agency?	<input checked="" type="checkbox"/> Essential (Start within 1 year)	<input type="checkbox"/> Yes (provide details in comments)	<input type="checkbox"/> Necessary (Start within 1 to 3 years)	<input checked="" type="checkbox"/> No	<input type="checkbox"/> Desirable (Start within 3 to 5 years)
Project Priority Within CIP Category	Is Project Funding Subject to Award by Outside Agency?							
<input checked="" type="checkbox"/> Essential (Start within 1 year)	<input type="checkbox"/> Yes (provide details in comments)							
<input type="checkbox"/> Necessary (Start within 1 to 3 years)	<input checked="" type="checkbox"/> No							
<input type="checkbox"/> Desirable (Start within 3 to 5 years)								
Justification or Significance of Improvement: These improvements will allow field user groups to utilize the snack bar for revenue and will bring both the restroom and snack bar up to code.	City Council Goals & Objectives: Invest in the City's Infrastructure (Water, Streets, Sewer, Parks, Storm Drains, and Public Facilities) Encourage, Provide, and Support Enhanced Recreational, Educational, Cultural, and Healthy City Programs, Policies, and Activities							

Fiscal Year	FY 2022-23	FY 2023-24	FY 2024-25	FY 2025-26	FY 2026-27	FY 2027-28	Outer Years	Total Cost
	Current	Adopted	Recommended					
Fund:	4011-Capital Projects - Measure Q							
Architect & Eng Svcs	-	-	-	-	-	-	-	-
Land Purchases	-	-	-	-	-	-	-	-
Construction Contracts	-	500,000	500,000	-	-	-	-	1,000,000
Other Professional Svcs	-	-	-	-	-	-	-	-
Other Misc Expenses	-	-	-	-	-	-	-	-
Total Cost	\$ -	\$ 500,000	\$ 500,000	\$ -	\$ -	\$ -	\$ -	\$ 1,000,000
Annual O&M								

Review and Comments:

Jay Littleton Ball Field Upgrades



**City of Ontario
Capital Improvement Program
Recommended Budget for Fiscal Year 2024-25**

Project Title: Jay Littleton Ball Field Upgrades Location: Jay Littleton Ball Field - 1076 North Grove Avenue Description of Improvements: The work at Jay Littleton has been broken up into the following three phases. Phase 1: Strengthening of the existing structures. Phase 2: Disabled access compliance and site improvements. Phase 3: Nonstructural/cosmetic upgrades, painting and fencing. Justification or Significance of Improvement: The structures at the ball field are in poor condition. The stands are in need of major repair. There is lead paint throughout the site and the site is not compliant with the Americans with Disabilities Act (ADA).	Dept. Responsible: FMD005-Municipal Services Deposits, Grants and Projects Project Manager: Dan Beers Project ID: PF Project Start Date: 7/1/2024 Project Status: New Project CIP Category: Public Facilities DIF Project No: N/A Estimated End Date: 6/30/2025 Total Cost: \$ 4,500,000 Project Priority Within CIP Category <input type="checkbox"/> Essential (Start within 1 year) <input checked="" type="checkbox"/> Necessary (Start within 1 to 3 years) <input type="checkbox"/> Desirable (Start within 3 to 5 years) Is Project Funding Subject to Award by Outside Agency? <input type="checkbox"/> Yes (provide details in comments) <input checked="" type="checkbox"/> No City Council Goals & Objectives: Invest in the City's Infrastructure (Water, Streets, Sewer, Parks, Storm Drains, and Public Facilities) Encourage, Provide, and Support Enhanced Recreational, Educational, Cultural, and Healthy City Programs, Policies, and Activities
--	---

Fiscal Year	FY 2022-23	FY 2023-24	FY 2024-25	FY 2025-26	FY 2026-27	FY 2027-28	Outer Years	Total Cost
	Current	Adopted	Recommended					
Fund:	4011-Capital Projects - Measure Q							
Architect & Eng Svcs	-	-	500,000	-	-	-	-	500,000
Land Purchases	-	-	-	-	-	-	-	-
Construction Contracts	-	-	4,000,000	-	-	-	-	4,000,000
Other Professional Svcs	-	-	-	-	-	-	-	-
Other Misc Expenses	-	-	-	-	-	-	-	-
Total Cost	\$ -	\$ -	\$ 4,500,000	\$ -	\$ -	\$ -	\$ -	\$ 4,500,000
Annual O&M								

Review and Comments:

Library Branch-Mission/Mountain




City of Ontario
Capital Improvement Program
Recommended Budget for Fiscal Year 2024-25

Project Title: Library Branch - Mission/Mountain Location: Mission Boulevard and Mountain Avenue Description of Improvements: Acquire 1.28 acre lot at Mission and Mountain; demolish any existing structures; design and build a 20,000 square feet, two-story facility with 14,000 square feet of public library space (lower level) and 6,000 square feet of staff office and storage space (upper level); install shelving, furniture, office furniture and equipment, library service desks, and other equipment; and purchase books and materials. Justification or Significance of Improvement: Provides library services in an underserved area of Ontario as recommended by the Ontario City Library Facilities Master Plan. This staffed library branch will provide programming, materials, and public gathering spaces, as well as office space for library staff, and storage space for library programming materials and some local history materials.	Dept. Responsible: LIB004-Library Deposits, Grants and Projects Project Manager: Shawn Thrasher Project ID: PF Project Start Date: 7/1/2024 Project Status: New Project CIP Category: Public Facilities DIF Project No: N/A Estimated End Date: 2/1/2028 Total Cost: \$ 12,200,000 Project Priority Within CIP Category <input type="checkbox"/> Essential (Start within 1 year) <input checked="" type="checkbox"/> Necessary (Start within 1 to 3 years) <input type="checkbox"/> Desirable (Start within 3 to 5 years) Is Project Funding Subject to Award by Outside Agency? <input type="checkbox"/> Yes (provide details in comments) <input checked="" type="checkbox"/> No City Council Goals & Objectives: Encourage, Provide, and Support Enhanced Recreational, Educational, Cultural, and Healthy City Programs, Policies, and Activities Invest in the City's Infrastructure (Water, Streets, Sewer, Parks, Storm Drains, and Public Facilities)
---	---

Fiscal Year	FY 2022-23	FY 2023-24	FY 2024-25	FY 2025-26	FY 2026-27	FY 2027-28	Outer Years	Total Cost
	Current	Adopted	Recommended					
Fund:	4214-Library Impact							
Architect & Eng Svcs	-	-	5,400,000	-	-	-	-	5,400,000
Land Purchases	-	-	-	-	-	-	-	-
Construction Contracts	-	-	-	1,800,000	3,000,000	1,000,000	-	5,800,000
Other Professional Svcs	-	-	-	-	-	-	-	-
Other Misc Expenses	-	-	-	-	1,000,000	-	-	1,000,000
Total Cost	\$ -	\$ -	\$ 5,400,000	\$ 1,800,000	\$ 4,000,000	\$ 1,000,000	\$ -	\$ 12,200,000
Annual O&M								

Review and Comments:

Tactical Defense Room Soundproofing



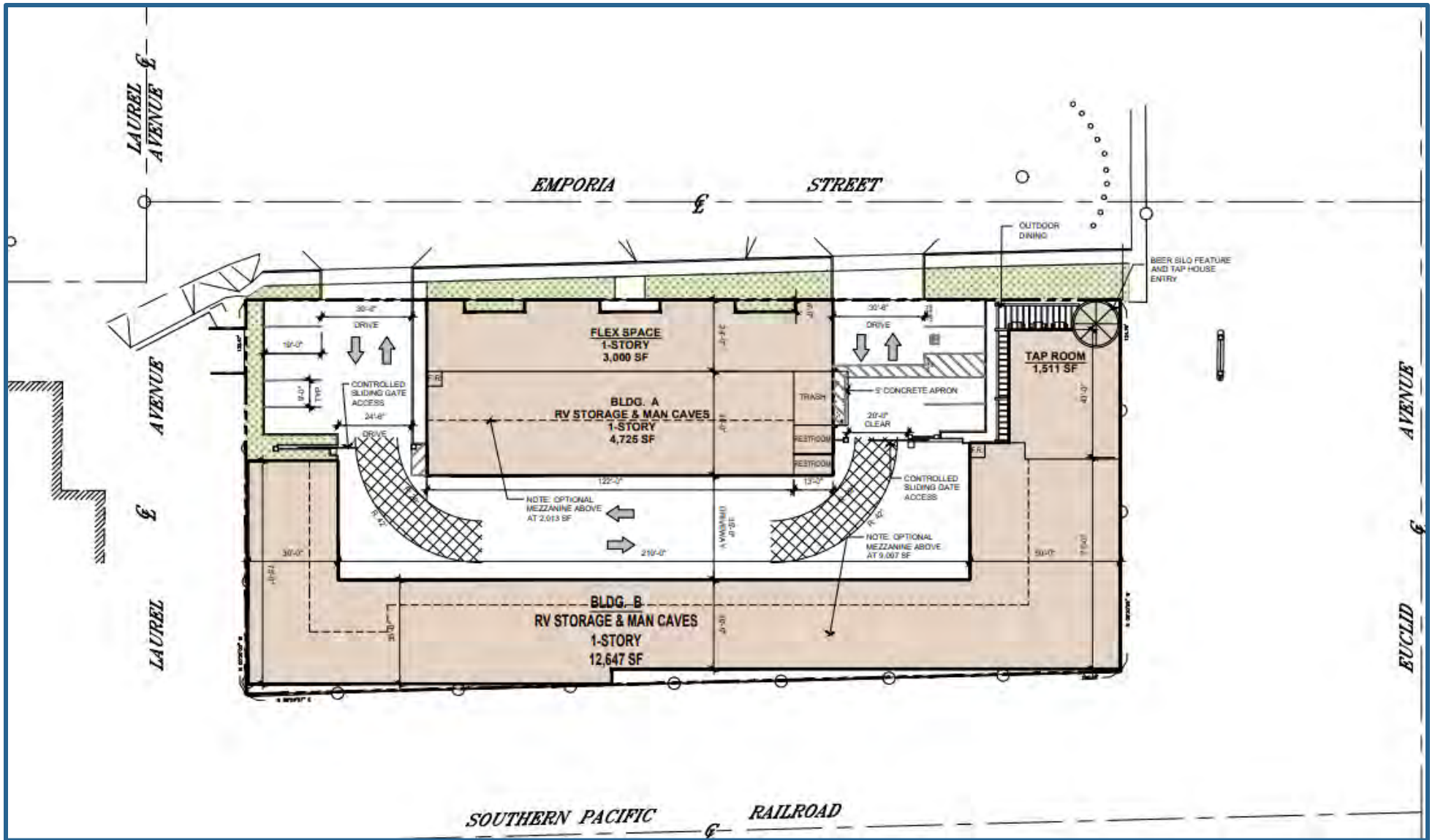
City of Ontario
Capital Improvement Program
Recommended Budget for Fiscal Year 2024-25

Project Title: Tactical Defense Room Soundproofing	Dept. Responsible: OPD005-Police Deposits, Grants and Projects
Location: Ontario Police Department - 2500 South Archibald Avenue	Project Manager: Adrian Escamilla Project ID: PF Project Start Date: 7/1/2024 Project Status: New Project
Description of Improvements: Soundproofing of mat room at the Ontario Police Department Facility. The noise from the mat training room resonates throughout the building and can be heard in offices and conference rooms. It can be distracting during important and critical meetings.	CIP Category: Public Facilities DIF Project No: N/A Estimated End Date: 12/31/2024 Total Cost: \$ 875,000
Justification or Significance of Improvement: The training mat room is used for advanced officer training, new hire orientation and for numerous types of training events. The noise level that emits from the room through the vents is at times distracting. It could interrupt important meetings and is imperative to soundproof.	Project Priority Within CIP Category <input type="checkbox"/> Essential (Start within 1 year) <input checked="" type="checkbox"/> Necessary (Start within 1 to 3 years) <input type="checkbox"/> Desirable (Start within 3 to 5 years)
	Is Project Funding Subject to Award by Outside Agency? <input type="checkbox"/> Yes (provide details in comments) <input checked="" type="checkbox"/> No
	City Council Goals & Objectives: Maintain the Current High Level of Public Safety Operate in a Businesslike Manner

Fiscal Year	FY 2022-23	FY 2023-24	FY 2024-25	FY 2025-26	FY 2026-27	FY 2027-28	Outer Years	Total Cost
	Current	Adopted	Recommended					
Fund:	4010-Capital Projects							
Architect & Eng Svcs	-	-	50,000	-	-	-	-	50,000
Land Purchases	-	-	-	-	-	-	-	-
Construction Contracts	-	-	825,000	-	-	-	-	825,000
Other Professional Svcs	-	-	-	-	-	-	-	-
Other Misc Expenses	-	-	-	-	-	-	-	-
Total Cost	\$ -	\$ -	\$ 875,000	\$ -	\$ -	\$ -	\$ -	\$ 875,000
Annual O&M								

Review and Comments:

The Vault - Museum Space (Office/Meeting Space/Exhibit)



City of Ontario
Capital Improvement Program
Recommended Budget for Fiscal Year 2024-25

Project Title: The Vault - Museum Space (Office/Meeting Space/Exhibit)	Dept. Responsible: MUS002-Museum Deposits, Grants and Projects Project Manager: Marissa Kucheck Project ID: PF Project Start Date: 9/1/2024 Project Status: New Project
Location: Arts District - Euclid Avenue/Emporia Street	CIP Category: Public Facilities DIF Project No: N/A Estimated End Date: 3/1/2025 Total Cost: \$ 100,000
Description of Improvements: The Museum will be allocated 3,000 sq. ft. of space in the new development: The Vault in the arts district on Euclid Avenue and Emporia Street. The space will be divided into 3 sections consisting of an office, a meeting space, and an exhibit space.	Project Priority Within CIP Category <input type="checkbox"/> Essential (Start within 1 year) <input checked="" type="checkbox"/> Necessary (Start within 1 to 3 years) <input type="checkbox"/> Desirable (Start within 3 to 5 years)
Justification or Significance of Improvement: Expands Museum presence out of the Museum and broadens the reach of the Arts & Culture programming.	Is Project Funding Subject to Award by Outside Agency? <input type="checkbox"/> Yes (provide details in comments) <input checked="" type="checkbox"/> No City Council Goals & Objectives: Encourage, Provide, and Support Enhanced Recreational, Educational, Cultural, and Healthy City Programs, Policies, and Activities

Fiscal Year	FY 2022-23	FY 2023-24	FY 2024-25	FY 2025-26	FY 2026-27	FY 2027-28	Outer Years	Total Cost
	Current	Adopted	Recommended					
Fund:	4010-Capital Projects							
Architect & Eng Svcs	-	-	-	-	-	-	-	-
Land Purchases	-	-	-	-	-	-	-	-
Construction Contracts	-	-	-	-	-	-	-	-
Other Professional Svcs	-	-	100,000	-	-	-	-	100,000
Other Misc Expenses	-	-	-	-	-	-	-	-
Total Cost	\$ -	\$ -	\$ 100,000	\$ -	\$ -	\$ -	\$ -	\$ 100,000
Annual O&M								

Review and Comments:

Grand Park - Community Center



City of Ontario
Capital Improvement Program
Recommended Budget for Fiscal Year 2025-26

Project Title: Grand Park - Community Center	Dept. Responsible: PWA002-Public Works Deposits, Grants and Projects
Location: To be determined in Ontario Ranch	Project Manager: Nick Gonzalez CIP Category: Public Facilities
Description of Improvements: Construction of new Community Center at the Grand Park in Ontario Ranch.	Project ID: PF DIF Project No: N/A
	Project Start Date: 10/1/2026 Estimated End Date: 6/30/2028
	Project Status: New Project Total Cost: \$ 35,725,000
	Project Priority Within CIP Category <input type="checkbox"/> Essential (Start within 1 year) <input type="checkbox"/> Necessary (Start within 1 to 3 years) <input checked="" type="checkbox"/> Desirable (Start within 3 to 5 years)
Justification or Significance of Improvement: Amenities are needed in the central area of the Ontario Ranch and the Grand Park.	Is Project Funding Subject to Award by Outside Agency? <input type="checkbox"/> Yes (provide details in comments) <input checked="" type="checkbox"/> No
	City Council Goals & Objectives: Encourage, Provide, and Support Enhanced Recreational, Educational, Cultural, and Healthy City Programs, Policies, and Activities

Fiscal Year	FY 2022-23	FY 2023-24	FY 2024-25	FY 2025-26	FY 2026-27	FY 2027-28	Outer Years	Total Cost
	Current	Adopted	Recommended					
Fund:	4011-Capital Projects - Measure Q							
Architect & Eng Svcs	-	-	-	725,000	-	-	-	725,000
Land Purchases	-	-	-	-	-	-	-	-
Construction Contracts	-	-	-	-	10,000,000	15,000,000	-	25,000,000
Other Professional Svcs	-	-	-	-	5,000,000	5,000,000	-	10,000,000
Other Misc Expenses	-	-	-	-	-	-	-	-
Total Cost	\$ -	\$ -	\$ -	\$ 725,000	\$ 15,000,000	\$ 20,000,000	\$ -	\$ 35,725,000
Annual O&M								

Review and Comments:

Grand Park - Library Branch



**City of Ontario
Capital Improvement Program
Recommended Budget for Fiscal Year 2025-26**

Project Title: Grand Park - Library Branch	Dept. Responsible: PWA002-Public Works Deposits, Grants and Projects								
Location: Ontario Ranch-Griffith Court and South Archibald Avenue	Project Manager: Shawn Thrasher Project ID: PF Project Start Date: 7/1/2026 Project Status: New Project								
Description of Improvements: Design and build a 40,000-60,000 square feet facility of public library space; install shelving, furniture, office furniture and equipment, library service desks, and other equipment; and purchase books and materials.	CIP Category: Public Facilities DIF Project No: N/A Estimated End Date: 7/1/2029 Total Cost: \$ 64,225,000								
Justification or Significance of Improvement: Provides library services in an area of Ontario that currently lacks a full service public library and is growing in population. This large, full-service branch is recommended in the Ontario City Library Facilities Master Plan. This staffed library branch will provide programming, services, books/materials, and public gathering spaces.	<table border="1" style="width: 100%; border-collapse: collapse;"> <tr> <td style="width: 50%;">Project Priority Within CIP Category</td> <td style="width: 50%;">Is Project Funding Subject to Award by Outside Agency?</td> </tr> <tr> <td><input type="checkbox"/> Essential (Start within 1 year)</td> <td><input type="checkbox"/> Yes (provide details in comments)</td> </tr> <tr> <td><input type="checkbox"/> Necessary (Start within 1 to 3 years)</td> <td><input type="checkbox"/> No</td> </tr> <tr> <td><input checked="" type="checkbox"/> Desirable (Start within 3 to 5 years)</td> <td></td> </tr> </table> <p>City Council Goals & Objectives: Invest in the City's Infrastructure (Water, Streets, Sewer, Parks, Storm Drains, and Public Facilities) Encourage, Provide, and Support Enhanced Recreational, Educational, Cultural, and Healthy City Programs, Policies, and Activities</p>	Project Priority Within CIP Category	Is Project Funding Subject to Award by Outside Agency?	<input type="checkbox"/> Essential (Start within 1 year)	<input type="checkbox"/> Yes (provide details in comments)	<input type="checkbox"/> Necessary (Start within 1 to 3 years)	<input type="checkbox"/> No	<input checked="" type="checkbox"/> Desirable (Start within 3 to 5 years)	
Project Priority Within CIP Category	Is Project Funding Subject to Award by Outside Agency?								
<input type="checkbox"/> Essential (Start within 1 year)	<input type="checkbox"/> Yes (provide details in comments)								
<input type="checkbox"/> Necessary (Start within 1 to 3 years)	<input type="checkbox"/> No								
<input checked="" type="checkbox"/> Desirable (Start within 3 to 5 years)									

Fiscal Year	FY 2022-23	FY 2023-24	FY 2024-25	FY 2025-26	FY 2026-27	FY 2027-28	Outer Years	Total Cost
	Current	Adopted	Recommended					
Fund:	4011-Capital Projects - Measure Q							
Architect & Eng Svcs	-	-	-	725,000	13,500,000	-	-	14,225,000
Land Purchases	-	-	-	-	-	-	-	-
Construction Contracts	-	-	-	-	-	45,000,000	-	45,000,000
Other Professional Svcs	-	-	-	-	-	-	-	-
Other Misc Expenses	-	-	-	-	-	-	5,000,000	5,000,000
Total Cost	\$ -	\$ -	\$ -	\$ 725,000	\$ 13,500,000	\$ 45,000,000	\$ 5,000,000	\$ 64,225,000
Annual O&M								

Review and Comments:

Internet Crimes Against Children (ICAC) Bureau Expansion



**City of Ontario
Capital Improvement Program
Recommended Budget for Fiscal Year 2025-26**

Project Title: Internet Crimes Against Children (ICAC) Bureau Expansion	Dept. Responsible: OPD005-Police Deposits, Grants and Projects Project Manager: Adrian Escamilla Project ID: PF Project Start Date: 7/1/2025 Project Status: New Project
Location: Ontario Police Department - 2500 South Archibald Avenue	CIP Category: Public Facilities DIF Project No: LE-001 Estimated End Date: 6/30/2026 Total Cost: \$ 1,500,000
Description of Improvements: Move the Internet Crimes Against Children (ICAC) Bureau from the current space to combine with the Investigations Bureau. The team will need to add members and the space they currently reside in is limited. In addition, they need a secured area to view confidential evidence during investigations. The open warehouse adjacent to the Investigations Bureau will be sufficient for the expansion and growth of the team. Architectural drawings, construction and office equipment will be needed for this project.	Project Priority Within CIP Category <input type="checkbox"/> Essential (Start within 1 year) <input type="checkbox"/> Necessary (Start within 1 to 3 years) <input checked="" type="checkbox"/> Desirable (Start within 3 to 5 years)
Justification or Significance of Improvement: With the increase of crimes against children, it is essential to have a team of dedicated investigators tracking down these criminals. With the addition of this area, the ICAC team will have all the essential area needs met. They will have a secured area for evidence viewing and room to grow.	Is Project Funding Subject to Award by Outside Agency? <input type="checkbox"/> Yes (provide details in comments) <input checked="" type="checkbox"/> No
City Council Goals & Objectives: Maintain the Current High Level of Public Safety Operate in a Businesslike Manner Focus Resources in Ontario's Commercial and Residential Neighborhoods	

Fiscal Year	FY 2022-23	FY 2023-24	FY 2024-25	FY 2025-26	FY 2026-27	FY 2027-28	Outer Years	Total Cost
	Current	Adopted	Recommended					
Fund:	4213-Law Enforcement Impact							
Architect & Eng Svcs	-	-	-	-	-	-	-	-
Land Purchases	-	-	-	-	-	-	-	-
Construction Contracts	-	-	-	1,000,000	-	-	-	1,000,000
Other Professional Svcs	-	-	-	-	-	-	-	-
Other Misc Expenses	-	-	-	500,000	-	-	-	500,000
Total Cost	\$ -	\$ -	\$ -	\$ 1,500,000	\$ -	\$ -	\$ -	\$ 1,500,000
Annual O&M								

Review and Comments:

Library Branch-6th Street and Grove Avenue



City of Ontario
Capital Improvement Program
Recommended Budget for Fiscal Year 2025-26

Project Title: Library Branch - 6th Street and Grove Avenue Location: Southwest corner of 6th Street (1200 block) and Grove Avenue Description of Improvements: Acquire 0.55 acre lot at the southwest corner of 6th Street and Grove Avenue; demolish existing structures, design and build a 7,000 square feet, single story facility of public library space; install shelving, furniture, office furniture and equipment, library service desks, and other equipment; and purchase books and materials.	Dept. Responsible: PWA002-Public Works Deposits, Grants and Projects Project Manager: Shawn Thrasher Project ID: PF Project Start Date: 7/1/2025 Project Status: New Project CIP Category: Public Facilities DIF Project No: N/A Estimated End Date: 2/1/2028 Total Cost: \$ 12,200,000
Justification or Significance of Improvement: Provides library services in an underserved area of Ontario as recommended by the Ontario City Library Facilities Master Plan. This staffed library branch will provide programming, materials, and public gathering spaces.	Project Priority Within CIP Category <input type="checkbox"/> Essential (Start within 1 year) <input type="checkbox"/> Necessary (Start within 1 to 3 years) <input checked="" type="checkbox"/> Desirable (Start within 3 to 5 years)
City Council Goals & Objectives: Invest in the City's Infrastructure (Water, Streets, Sewer, Parks, Storm Drains, and Public Facilities) Encourage, Provide, and Support Enhanced Recreational, Educational, Cultural, and Healthy City Programs, Policies, and Activities	
Is Project Funding Subject to Award by Outside Agency? <input type="checkbox"/> Yes (provide details in comments) <input checked="" type="checkbox"/> No	

Fiscal Year	FY 2022-23	FY 2023-24	FY 2024-25	FY 2025-26	FY 2026-27	FY 2027-28	Outer Years	Total Cost
	Current	Adopted	Recommended					
Fund:	4214-Library Impact							
Architect & Eng Svcs	-	-	-	-	2,100,000	-	-	2,100,000
Land Purchases	-	-	-	2,000,000	-	-	-	2,000,000
Construction Contracts	-	-	-	-	-	1,555,552	5,444,448	7,000,000
Other Professional Svcs	-	-	-	-	-	-	-	-
Other Misc Expenses	-	-	-	-	-	-	1,100,000	1,100,000
Total Cost	\$ -	\$ -	\$ -	\$ 2,000,000	\$ 2,100,000	\$ 1,555,552	\$ 6,544,448	\$ 12,200,000
Annual O&M								

Review and Comments:

Municipal Service Center Relocation




**City of Ontario
Capital Improvement Program
Recommended Budget for Fiscal Year 2024-25**

Project Title: Municipal Services Center Relocation	Dept. Responsible: FMD005-Municipal Services Deposits, Grants and Projects
Location: 2200 East Philadelphia Street (former soccer park)	Project Manager: Dan Beers CIP Category: Public Facilities
Description of Improvements: Relocate the Public Works Yard, Integrated Waste, OMUC and Fleet Services.	Project ID: PF DIF Project No: N/A
	Project Start Date: 7/1/2024 Estimated End Date: 6/30/2028
	Project Status: New Project Total Cost: \$ 308,000,000
	Project Priority Within CIP Category <input type="checkbox"/> Essential (Start within 1 year) <input checked="" type="checkbox"/> Necessary (Start within 1 to 3 years) <input type="checkbox"/> Desirable (Start within 3 to 5 years)
	Is Project Funding Subject to Award by Outside Agency? <input type="checkbox"/> Yes (provide details in comments) <input checked="" type="checkbox"/> No
Justification or Significance of Improvement: The City's Public Works Agency, including Fleet Services and Integrated Waste as well as Ontario Municipal Utilities Company (OMUC) need to move to a larger location due to the expansion of the City.	City Council Goals & Objectives: Invest in the City's Infrastructure (Water, Streets, Sewer, Parks, Storm Drains, and Public Facilities) Invest in the Growth and Evolution of the City's Economy Operate in a Businesslike Manner

Fiscal Year	FY 2022-23	FY 2023-24	FY 2024-25	FY 2025-26	FY 2026-27	FY 2027-28	Outer Years	Total Cost
	Current	Adopted	Recommended					
Fund:	4011-Capital Projects - Measure Q							
Architect & Eng Svcs	-	-	4,000,000	-	-	-	-	4,000,000
Land Purchases	-	-	-	-	-	-	-	-
Construction Contracts	-	-	-	104,000,000	100,000,000	100,000,000	-	304,000,000
Other Professional Svcs	-	-	-	-	-	-	-	-
Other Misc Expenses	-	-	-	-	-	-	-	-
Total Cost	\$ -	\$ -	\$ 4,000,000	\$ 104,000,000	\$ 100,000,000	\$ 100,000,000	\$ -	\$ 308,000,000
Annual O&M								

Review and Comments:
Estimated revenue of \$100 million from sale of property of prior Municipal Services Center location to help offset costs when completed.

Air Support Office Build Out and Epoxy Floors for Hangar



City of Ontario
Capital Improvement Program
Recommended Budget for Fiscal Year 2024-25

Project Title: Air Support Office Build Out and Epoxy Floors for Hangar	Dept. Responsible: OPD019-Air Support Unit
Location: Cable Airfield - 2009 W Porterfield Way, Suite A&B, Upland	Project Manager: Adrian Escamilla
Description of Improvements: Air Support Office build out that includes additional gender neutral bathroom in addition to replacing flooring in Air Support hangar area from concrete to epoxy flooring.	Project ID: PF
	Project Start Date: 7/1/2025
	Project Status: New Project
	CIP Category: Public Facilities
	DIF Project No: N/A
	Estimated End Date: 12/1/2025
	Total Cost: \$ 450,000
	Project Priority Within CIP Category
	<input type="checkbox"/> Essential (Start within 1 year)
	<input type="checkbox"/> Necessary (Start within 1 to 3 years)
	<input checked="" type="checkbox"/> Desirable (Start within 3 to 5 years)
	Is Project Funding Subject to Award by Outside Agency?
	<input type="checkbox"/> Yes (provide details in comments)
	<input checked="" type="checkbox"/> No
	City Council Goals & Objectives:
	Maintain the Current High Level of Public Safety
	Operate in a Businesslike Manner
	Focus Resources in Ontario's Commercial and Residential Neighborhoods
Justification or Significance of Improvement:	
With the growth of the division additional offices are needed to house staff that comprise the unit. In addition a gender neutral bathroom is needed. The hangar floors have not been replaced since the air unit moved in to the building. Changing the floor to epoxy will help minimize any damage that can occur to equipment.	

Fiscal Year	FY 2022-23	FY 2023-24	FY 2024-25	FY 2025-26	FY 2026-27	FY 2027-28	Outer Years	Total Cost
	Current	Adopted	Recommended					
Fund:	4010-Capital Projects							
Architect & Eng Svcs	-	-	-	50,000	-	-	-	50,000
Land Purchases	-	-	-	-	-	-	-	-
Construction Contracts	-	-	-	350,000	-	-	-	350,000
Other Professional Svcs	-	-	-	50,000	-	-	-	50,000
Other Misc Expenses	-	-	-	-	-	-	-	-
Total Cost	\$ -	\$ -	\$ -	\$ 450,000	\$ -	\$ -	\$ -	\$ 450,000
Annual O&M								

Review and Comments:

Page One Café at Ovitt Family Community Library Remodel



City of Ontario
Capital Improvement Program
Recommended Budget for Fiscal Year 2025-26

Project Title: Page One Café at Ovitt Family Community Library Remodel Location: Ovitt Family Community Library - 215 East C Street Description of Improvements: Design and remodel the existing Page One Café space at Ovitt Family Community Library for library use; remove all restaurant equipment and supplies; and purchase furniture, flooring, lighting. Justification or Significance of Improvement: Allows for an expansion of services, materials, and programming at Ovitt Family Community Library. Utilizes vacant space in the existing library facility without major construction addition.	Dept. Responsible: PWA002-Public Works Deposits, Grants and Projects Project Manager: Shawn Thrasher Project ID: PF Project Start Date: 7/1/2025 Project Status: New Project CIP Category: Public Facilities DIF Project No: N/A Estimated End Date: 6/30/2028 Total Cost: \$ 250,000 Project Priority Within CIP Category <input type="checkbox"/> Essential (Start within 1 year) <input type="checkbox"/> Necessary (Start within 1 to 3 years) <input checked="" type="checkbox"/> Desirable (Start within 3 to 5 years) Is Project Funding Subject to Award by Outside Agency? <input type="checkbox"/> Yes (provide details in comments) <input checked="" type="checkbox"/> No City Council Goals & Objectives: Invest in the City's Infrastructure (Water, Streets, Sewer, Parks, Storm Drains, and Public Facilities) Encourage, Provide, and Support Enhanced Recreational, Educational, Cultural, and Healthy City Programs, Policies, and Activities
---	--

Fiscal Year	FY 2022-23	FY 2023-24	FY 2024-25	FY 2025-26	FY 2026-27	FY 2027-28	Outer Years	Total Cost
	Current	Adopted	Recommended					
Fund:	4011-Capital Projects - Measure Q							
Architect & Eng Svcs	-	-	-	-	-	-	-	-
Land Purchases	-	-	-	-	-	-	-	-
Construction Contracts	-	-	-	-	-	-	-	-
Other Professional Svcs	-	-	-	-	-	-	-	-
Other Misc Expenses	-	-	-	250,000	-	-	-	250,000
Total Cost	\$ -	\$ -	\$ -	\$ 250,000	\$ -	\$ -	\$ -	\$ 250,000
Annual O&M								

Review and Comments:

Police Department Property Room Loading Floor Epoxy



**City of Ontario
Capital Improvement Program
Recommended Budget for Fiscal Year 2025-26**

Project Title: Police Department Property Room Loading Floor Epoxy	Dept. Responsible: OPD005-Police Deposits, Grants and Projects	
Location: Ontario Police Department - 2500 South Archibald Avenue	Project Manager: Adrian Escamilla	CIP Category: Public Facilities
Description of Improvements: The Police Department evidence area will have the room epoxied for the first time since 2004.	Project ID: PF	DIF Project No: N/A
	Project Start Date: 7/1/2025	Estimated End Date: 6/1/2026
	Project Status: New Project	Total Cost: \$ 122,000
	Project Priority Within CIP Category	
<input type="checkbox"/> Essential (Start within 1 year) <input type="checkbox"/> Necessary (Start within 1 to 3 years) <input checked="" type="checkbox"/> Desirable (Start within 3 to 5 years)		Is Project Funding Subject to Award by Outside Agency?
		<input type="checkbox"/> Yes (provide details in comments) <input checked="" type="checkbox"/> No
Justification or Significance of Improvement:		
The evidence room was initially constructed in 2004 when the Police Department first created its central station. Since that date, the evidence area has not received any improvements to maintain the working site. The upgrades will allow the evidence unit to safely navigate on the floor using the pallet jack when moving heavy evidence items. Using this type of equipment will reduce potential injury risks in the facility.		City Council Goals & Objectives: Maintain the Current High Level of Public Safety Operate in a Businesslike Manner

Fiscal Year	FY 2022-23	FY 2023-24	FY 2024-25	FY 2025-26	FY 2026-27	FY 2027-28	Outer Years	Total Cost
	Current	Adopted	Recommended					
Fund:	4010-Capital Projects							
Architect & Eng Svcs	-	-	-	-	-	-	-	-
Land Purchases	-	-	-	-	-	-	-	-
Construction Contracts	-	-	-	122,000	-	-	-	122,000
Other Professional Svcs	-	-	-	-	-	-	-	-
Other Misc Expenses	-	-	-	-	-	-	-	-
Total Cost	\$ -	\$ -	\$ -	\$ 122,000	\$ -	\$ -	\$ -	\$ 122,000
Annual O&M								

Review and Comments:

South Ontario Police Substation



**City of Ontario
Capital Improvement Program
Recommended Budget for Fiscal Year 2026-27**

Project Title: South Ontario Police Substation	Dept. Responsible: OPD005-Police Deposits, Grants and Projects
Location: Grand Park - Address to be determined	Project Manager: Adrian Escamilla Project ID: PF Project Start Date: 7/1/2025 Project Status: New Project
	CIP Category: Public Facilities DIF Project No: N/A Estimated End Date: 6/1/2028 Total Cost: \$ 16,325,000

Description of Improvements:
New Police substation in the vicinity of the Grand Park in Ontario Ranch. Build out of office space for officers in addition to a holding facility for any detainees.

Project Priority Within CIP Category	Is Project Funding Subject to Award by Outside Agency?
<input type="checkbox"/> Essential (Start within 1 year)	<input type="checkbox"/> Yes (provide details in comments)
<input type="checkbox"/> Necessary (Start within 1 to 3 years)	<input checked="" type="checkbox"/> No
<input checked="" type="checkbox"/> Desirable (Start within 3 to 5 years)	

Justification or Significance of Improvement:
It is imperative to have a substation built out of the Grand Park area. This will ensure police presence during normal business operations in addition to potential afterhours events. Substation will have equipment specific to ensure policing in the area. Conceptually the department would like to operate in a centralized location of the current Grand Park plans, allowing the agency to police equidistant within Grand Park. As future phases are developed and built, the projected site may change.

City Council Goals & Objectives:
Maintain the Current High Level of Public Safety

Operate in a Businesslike Manner

Focus Resources in Ontario's Commercial and Residential Neighborhoods

Ensure the Development of a Well Planned, Balances, and Self-Sustaining Community in Ontario Ranch

Fiscal Year	FY 2022-23	FY 2023-24	FY 2024-25	FY 2025-26	FY 2026-27	FY 2027-28	Outer Years	Total Cost
	Current	Adopted	Recommended					
Fund:	4011-Capital Projects - Measure Q							
Architect & Eng Svcs	-	-	-	725,000	-	-	-	725,000
Land Purchases	-	-	-	-	-	-	-	-
Construction Contracts	-	-	-	-	15,600,000	-	-	15,600,000
Other Professional Svcs	-	-	-	-	-	-	-	-
Other Misc Expenses	-	-	-	-	-	-	-	-
Total Cost	\$ -	\$ -	\$ -	\$ 725,000	\$ 15,600,000	\$ -	\$ -	\$ 16,325,000
Annual O&M								

Review and Comments:

Armstrong Community Center Renovation



City of Ontario
Capital Improvement Program
Recommended Budget for Fiscal Year 2026-27

Project Title: Armstrong Community Center Renovation	Dept. Responsible: PWA002-Public Works Deposits, Grants and Projects	
Location: Armstrong Community Center - 1265 South Palmetto Avenue	Project Manager: Nick Gonzalez	CIP Category: Public Facilities
Description of Improvements: Renovation for the entire Armstrong Community Center into usable space.	Project ID: PF	DIF Project No: N/A
	Project Start Date: 7/1/2026	Estimated End Date: 12/31/2027
	Project Status: New Project	Total Cost: \$ 1,000,000
Justification or Significance of Improvement: With increased staff, projects, and programming we need to better utilize the space at this location. We also need better classroom layout for contract classes.	Project Priority Within CIP Category	
	<input type="checkbox"/> Essential (Start within 1 year) <input type="checkbox"/> Necessary (Start within 1 to 3 years) <input checked="" type="checkbox"/> Desirable (Start within 3 to 5 years)	
City Council Goals & Objectives:		Is Project Funding Subject to Award by Outside Agency?
Invest in the City's Infrastructure (Water, Streets, Sewer, Parks, Storm Drains, and Public Facilities)		<input type="checkbox"/> Yes (provide details in comments)
Encourage, Provide, and Support Enhanced Recreational, Educational, Cultural, and Healthy City Programs, Policies, and Activities		<input checked="" type="checkbox"/> No

Fiscal Year	FY 2022-23	FY 2023-24	FY 2024-25	FY 2025-26	FY 2026-27	FY 2027-28	Outer Years	Total Cost
	Current	Adopted	Recommended					
Fund:	4011-Capital Projects - Measure Q							
Architect & Eng Svcs	-	-	-	-	-	-	-	-
Land Purchases	-	-	-	-	-	-	-	-
Construction Contracts	-	-	-	-	-	-	-	-
Other Professional Svcs	-	-	-	-	800,000	200,000	-	1,000,000
Other Misc Expenses	-	-	-	-	-	-	-	-
Total Cost	\$ -	\$ -	\$ -	\$ -	\$ 800,000	\$ 200,000	\$ -	\$ 1,000,000
Annual O&M								

Review and Comments:

Museum Off-Site Storage/Research Facility



**City of Ontario
Capital Improvement Program
Recommended Budget for Fiscal Year 2026-27**

Project Title: Museum Off-Site Storage/Research Facility	Dept. Responsible: PWA002-Public Works Deposits, Grants and Projects
Location: To be determined	Project Manager: Marissa Kuchek Project ID: PF Project Start Date: 8/1/2026 Project Status: New Project
Description of Improvements: Construct a 20,000 square feet space to permanently house the Museum's collections of over 25,000 unique objects and serve as a research facility for the public on local and regional history.	CIP Category: Public Facilities DIF Project No: N/A Estimated End Date: 3/1/2027 Total Cost: \$ 500,000
Justification or Significance of Improvement: The collections are overcrowded which impacts access and preservation. A Consultant has recommended a collection storage at least 17,000 square feet. A 2,500 square feet offsite collections storage facility was constructed to house a fraction of the collection but will be demolished in 2025. The current 2nd floor storage is not seismically sound and a new facility is needed to house these materials. Additionally, the master facility plan recommends the 2nd floor space should be used as office rather than collections.	Project Priority Within CIP Category <input type="checkbox"/> Essential (Start within 1 year) <input type="checkbox"/> Necessary (Start within 1 to 3 years) <input checked="" type="checkbox"/> Desirable (Start within 3 to 5 years)
	Is Project Funding Subject to Award by Outside Agency? <input type="checkbox"/> Yes (provide details in comments) <input checked="" type="checkbox"/> No
	City Council Goals & Objectives: Encourage, Provide, and Support Enhanced Recreational, Educational, Cultural, and Healthy City Programs, Policies, and Activities Invest in the City's Infrastructure (Water, Streets, Sewer, Parks, Storm Drains, and Public Facilities)

Fiscal Year	FY 2022-23	FY 2023-24	FY 2024-25	FY 2025-26	FY 2026-27	FY 2027-28	Outer Years	Total Cost
	Current	Adopted	Recommended					
Fund:	4010-Capital Projects							
Architect & Eng Svcs	-	-	-	-	-	-	-	-
Land Purchases	-	-	-	-	-	-	-	-
Construction Contracts	-	-	-	-	-	-	-	-
Other Professional Svcs	-	-	-	-	500,000	-	-	500,000
Other Misc Expenses	-	-	-	-	-	-	-	-
Total Cost	\$ -	\$ -	\$ -	\$ -	\$ 500,000	\$ -	\$ -	\$ 500,000
Annual O&M								

Review and Comments:

Satellite Library - Homer Briggs Park



City of Ontario
Capital Improvement Program
Recommended Budget for Fiscal Year 2026-27

Project Title: Satellite Library - Homer Briggs Park	Dept. Responsible: PWA002-Public Works Deposits, Grants and Projects	
Location: Homer Briggs Park- 2099 South Oaks Avenue	Project Manager: Shawn Thrasher	CIP Category: Public Facilities
Description of Improvements: At Homer Briggs Park, design and build an enclosure with a concrete pad, electricity, and internet access. Purchase and install a library book vending machine, smart lockers, and a book drop. Install lighting and security cameras.	Project ID: PF	DIF Project No: N/A
	Project Start Date: 7/1/2026	Estimated End Date: 6/30/2027
	Project Status: New Project	Total Cost: \$ 611,000
	Project Priority Within CIP Category	
<input type="checkbox"/> Essential (Start within 1 year) <input type="checkbox"/> Necessary (Start within 1 to 3 years) <input checked="" type="checkbox"/> Desirable (Start within 3 to 5 years)		Is Project Funding Subject to Award by Outside Agency?
		<input type="checkbox"/> Yes (provide details in comments) <input checked="" type="checkbox"/> No
Justification or Significance of Improvement: Provides library services in an area of Ontario lacking library services as recommended by the Ontario City Library Facilities Master Plan. This satellite will provide unstaffed library services for minimal regular recurring costs.		City Council Goals & Objectives: Invest in the City's Infrastructure (Water, Streets, Sewer, Parks, Storm Drains, and Public Facilities) Encourage, Provide, and Support Enhanced Recreational, Educational, Cultural, and Healthy City Programs, Policies, and Activities

Fiscal Year	FY 2022-23	FY 2023-24	FY 2024-25	FY 2025-26	FY 2026-27	FY 2027-28	Outer Years	Total Cost
	Current	Adopted	Recommended					
Fund:	4011-Capital Projects - Measure Q							
Architect & Eng Svcs	-	-	-	-	90,000	-	-	90,000
Land Purchases	-	-	-	-	-	-	-	-
Construction Contracts	-	-	-	-	300,000	-	-	300,000
Other Professional Svcs	-	-	-	-	-	-	-	-
Other Misc Expenses	-	-	-	-	221,000	-	-	221,000
Total Cost	\$ -	\$ -	\$ -	\$ -	\$ 611,000	\$ -	\$ -	\$ 611,000
Annual O&M								

Review and Comments:

Whispering Lakes Golf Course Renovation



City of Ontario
Capital Improvement Program
Recommended Budget for Fiscal Year 2024-25

Project Title: Whispering Lakes Golf Course Renovation	Dept. Responsible: PWA002-Public Works Deposits, Grants and Projects	
Location: Whispering Lakes Golf Course - 2525 East Riverside Drive	Project Manager: Nick Gonzalez	CIP Category: Public Facilities
Description of Improvements: Improvements to Whispering Lakes Golf Course include an event building with terrace, playground, splash pad, pickleball course, fitness nodes, pedestrian crossing.	Project ID: PF	DIF Project No: N/A
	Project Start Date: 7/1/2024	Estimated End Date: 6/30/2025
	Project Status: New Project	Total Cost: \$ 10,000,000
	Project Priority Within CIP Category <input type="checkbox"/> Essential (Start within 1 year) <input checked="" type="checkbox"/> Necessary (Start within 1 to 3 years) <input type="checkbox"/> Desirable (Start within 3 to 5 years)	
City Council Goals & Objectives: Invest in the City's Infrastructure (Water, Streets, Sewer, Parks, Storm Drains, and Public Facilities) Encourage, Provide, and Support Enhanced Recreational, Educational, Cultural, and Healthy City Programs, Policies, and Activities		Is Project Funding Subject to Award by Outside Agency? <input type="checkbox"/> Yes (provide details in comments) <input checked="" type="checkbox"/> No
Justification or Significance of Improvement: Needed improvements to the golf course area.		

Fiscal Year	FY 2022-23	FY 2023-24	FY 2024-25	FY 2025-26	FY 2026-27	FY 2027-28	Outer Years	Total Cost
	Current	Adopted	Recommended					
Fund:	4011-Capital Projects - Measure Q							
Architect & Eng Svcs	-	-	-	-	-	-	-	-
Land Purchases	-	-	-	-	-	-	-	-
Construction Contracts	-	-	-	-	-	-	-	-
Other Professional Svcs	-	-	10,000,000	-	-	-	-	10,000,000
Other Misc Expenses	-	-	-	-	-	-	-	-
Total Cost	\$ -	\$ -	\$ 10,000,000	\$ -	\$ -	\$ -	\$ -	\$ 10,000,000
Annual O&M								

Review and Comments:

Public Art in the Garden (Museum Courtyard)



**City of Ontario
Capital Improvement Program
Recommended Budget for Fiscal Year 2027-28**

Project Title: Public Art in the Garden (Museum Courtyard) (Public Art Fund)	Dept. Responsible: PWA002-Public Works Deposits, Grants and Projects Project Manager: Marissa Kuchek Project ID: PF Project Start Date: 8/1/2027 Project Status: New Project
Location: Ontario Museum of History and Art, Courtyard - 225 Euclid Avenue	CIP Category: Public Facilities DIF Project No: N/A Estimated End Date: 3/1/2028 Total Cost: \$ 300,000
Description of Improvements: Over the next 5 years the Museum will embark on completing its master facility plan, which includes nearly \$12 million in needed interior and exterior renovations and improvements. As landscaping for the exterior is improved, the incorporation of public art will increase the appeal and appearance of the grounds.	Project Priority Within CIP Category <input type="checkbox"/> Essential (Start within 1 year) <input type="checkbox"/> Necessary (Start within 1 to 3 years) <input checked="" type="checkbox"/> Desirable (Start within 3 to 5 years)
Justification or Significance of Improvement: This expands the Museum's presence outside of its walls. The museum currently welcomes approximately 3,000 visitors to the exterior grounds each year. It provides local artists with an opportunity to display their work in an outdoor setting and increases the visibility of the Museum. It allows the City, specifically our anchor for the arts district, to serve as a model for how public art can be incorporated throughout the City.	Is Project Funding Subject to Award by Outside Agency? <input type="checkbox"/> Yes (provide details in comments) <input checked="" type="checkbox"/> No
City Council Goals & Objectives: Encourage, Provide, and Support Enhanced Recreational, Educational, Cultural, and Healthy City Programs, Policies, and Activities	

Fiscal Year	FY 2022-23	FY 2023-24	FY 2024-25	FY 2025-26	FY 2026-27	FY 2027-28	Outer Years	Total Cost
	Current	Adopted	Recommended					
Fund:	4010-Capital Projects							
Architect & Eng Svcs	-	-	-	-	-	-	-	-
Land Purchases	-	-	-	-	-	-	-	-
Construction Contracts	-	-	-	-	-	-	-	-
Other Professional Svcs	-	-	-	-	-	300,000	-	300,000
Other Misc Expenses	-	-	-	-	-	-	-	-
Total Cost	\$ -	\$ -	\$ -	\$ -	\$ -	\$ 300,000	\$ -	\$ 300,000
Annual O&M								

Review and Comments:

Thunderbird Exhibit Reinstallation (Museum Exterior Grounds)



**City of Ontario
Capital Improvement Program
Recommended Budget for Fiscal Year 2027-28**

<p>Project Title: Thunderbird Exhibit Reinstallation (Museum Exterior Grounds) (Public Art Fund)</p> <p>Location: Ontario Museum of History and Art - 225 Euclid Avenue</p> <p>Description of Improvements: Deinstall the Thunderbird from Gem of the Foothills exhibit and re-install it on the exterior grounds of the Museum.</p> <p>Justification or Significance of Improvement: The Thunderbird is an iconic symbol of our local history. It is also a large work that is ideally viewed in its original context, outdoors as a neon sign, rather than cramped in an exhibit space. This reinstallation would restore the Thunderbird to its original glory and act as a beacon for local and regional visitors while also enhancing the recognizability of the Museum.</p>	<p>Dept. Responsible: PWA002-Public Works Deposits, Grants and Projects</p> <p>Project Manager: Marissa Kuchek</p> <p>Project ID: PF</p> <p>Project Start Date: 5/1/2028</p> <p>Project Status: New Project</p> <p>CIP Category: Public Facilities</p> <p>DIF Project No: N/A</p> <p>Estimated End Date: 6/30/2028</p> <p>Total Cost: \$ 200,000</p> <p>Project Priority Within CIP Category</p> <p><input type="checkbox"/> Essential (Start within 1 year)</p> <p><input type="checkbox"/> Necessary (Start within 1 to 3 years)</p> <p><input checked="" type="checkbox"/> Desirable (Start within 3 to 5 years)</p> <p>Is Project Funding Subject to Award by Outside Agency?</p> <p><input type="checkbox"/> Yes (provide details in comments)</p> <p><input checked="" type="checkbox"/> No</p> <p>City Council Goals & Objectives: Encourage, Provide, and Support Enhanced Recreational, Educational, Cultural, and Healthy City Programs, Policies, and Activities</p>
---	---

Fiscal Year	FY 2022-23	FY 2023-24	FY 2024-25	FY 2025-26	FY 2026-27	FY 2027-28	Outer Years	Total Cost
	Current	Adopted	Recommended					
Fund:	4010-Capital Projects							
Architect & Eng Svcs	-	-	-	-	-	-	-	-
Land Purchases	-	-	-	-	-	-	-	-
Construction Contracts	-	-	-	-	-	-	-	-
Other Professional Svcs	-	-	-	-	-	200,000	-	200,000
Other Misc Expenses	-	-	-	-	-	-	-	-
Total Cost	\$ -	\$ -	\$ -	\$ -	\$ -	\$ 200,000	\$ -	\$ 200,000
Annual O&M								

Review and Comments:





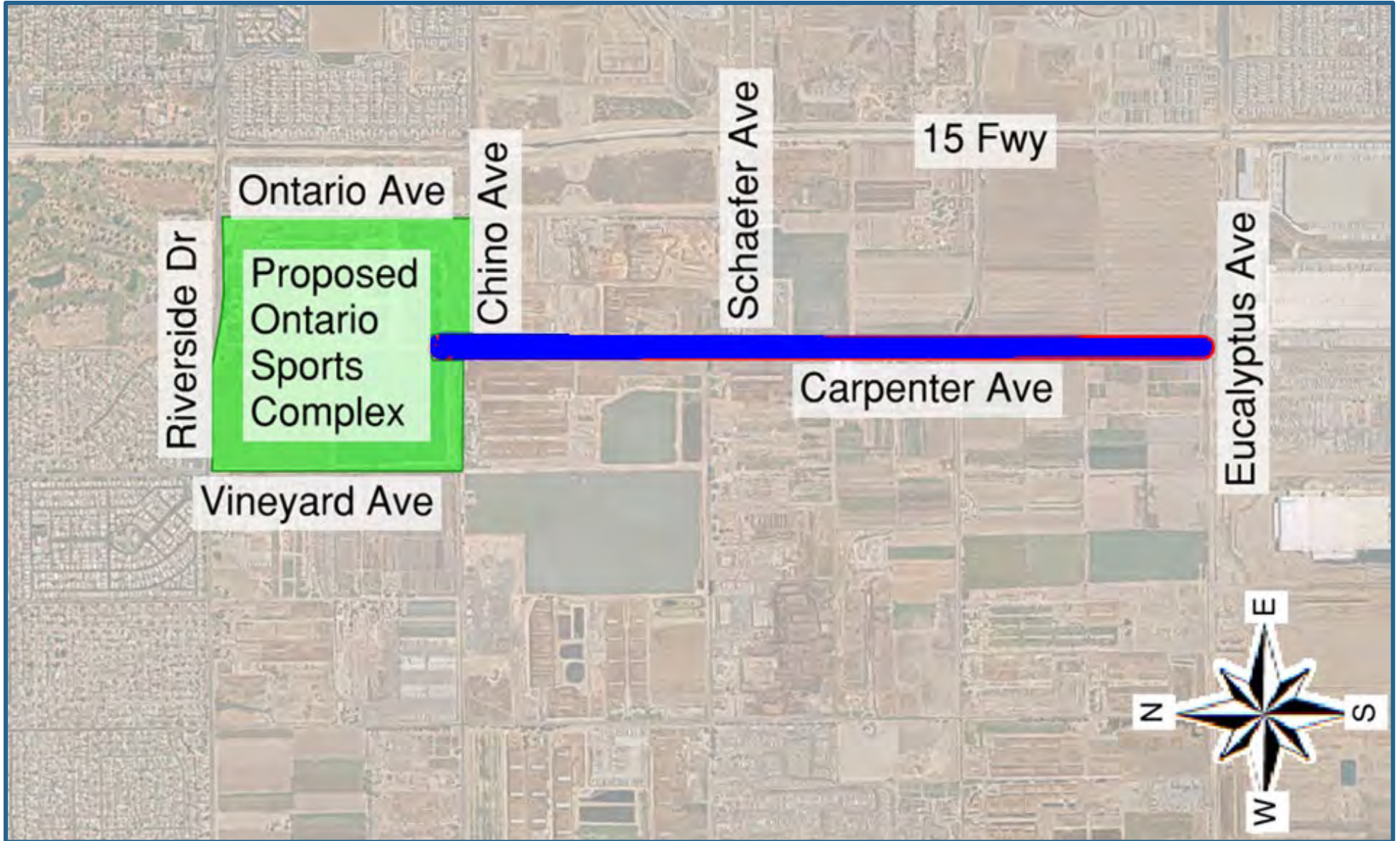
PREMIER COMMUNITY OF THE INLAND EMPIRE



City of Ontario
Capital Improvement Program
Summary of Capital Improvement Program by Project Type

Project Type	Funding Source	Page	FY 2022-23 Current	FY 2023-24 Adopted	FY 2024-25 Recommended	FY 2025-26 Recommended	FY 2026-27 Recommended	FY 2027-28 Recommended	Outer Years	Total
Sewer										
Carpenter Avenue Trunk Sewer	DIF Funds	199	\$ -	\$ 540,000	\$ 4,923,139	\$ -	\$ -	\$ -	\$ -	\$ 5,463,139
FY 2024-25 Sewer Main Lining Improvements	Other Funds	201	-	200,000	1,500,000	1,500,000	-	-	-	3,200,000
Piemonte Overlay Sewer Improvements	DIF Funds	203	770,000	-	3,500,000	-	-	-	-	4,270,000
Laurel Avenue (G Street to Holt Boulevard) Sewer Main Improvements	Other Funds	205	372,500	-	2,432,250	-	-	-	-	2,804,750
North Vineyard Avenue Sanitary Sewer Project	Other Funds	207	7,433,722	-	-	3,500,000	4,420,000	-	-	15,353,722
Sewer Total			\$ 8,576,222	\$ 740,000	\$ 12,355,389	\$ 5,000,000	\$ 4,420,000	\$ -	\$ -	\$ 31,091,611

Carpenter Avenue Trunk Sewer



**City of Ontario
Capital Improvement Program
Adopted Budget for Fiscal Year 2023-24**

Project Title: Carpenter Avenue Trunk Sewer	Dept. Responsible: SEW005-Sewer Deposits, Grants and Projects	
Location: Carpenter Avenue, between Chino Avenue and Eucalyptus Avenue	Project Manager: Omar Gonzalez	CIP Category: Sewer
Description of Improvements: Construction of 8,000 linear feet (LF) of 15" to 20" trunk sewer in Carpenter Avenue, between Chino Avenue and Eucalyptus Avenue.	Project ID: SE2402	DIF Project No: SW-29
	Project Start Date: 7/1/2023	Estimated End Date: 6/30/2026
	Project Status: New Project	Total Cost: \$ 5,463,139
Justification or Significance of Improvement: This project will be constructed in support of the Ontario Sports Complex. The Carpenter Avenue trunk sewer is also a backbone infrastructure improvement that will allow for further development of Ontario Ranch.	Project Priority Within CIP Category	Is Project Funding Subject to Award by Outside Agency?
	<input checked="" type="checkbox"/> Essential (Start within 1 year) <input type="checkbox"/> Necessary (Start within 1 to 3 years) <input type="checkbox"/> Desirable (Start within 3 to 5 years)	<input type="checkbox"/> Yes (provide details in comments) <input checked="" type="checkbox"/> No
City Council Goals & Objectives:		
Invest in the Growth and Evolution of the City's Economy		
Operate in a Businesslike Manner		
Invest in the City's Infrastructure (Water, Streets, Sewer, Parks, Storm Drains, and Public Facilities)		
Ensure the Development of a Well Planned, Balances, and Self-Sustaining Community in Ontario Ranch		

Fiscal Year	FY 2022-23	FY 2023-24	FY 2024-25	FY 2025-26	FY 2026-27	FY 2027-28	Outer Years	Total Cost
	Current	Adopted	Recommended					
Fund:	4412-NMC - Local Adjacent Sewer							
Architect & Eng Svcs	-	540,000	440,000	-	-	-	-	980,000
Land Purchases	-	-	-	-	-	-	-	-
Construction Contracts	-	-	4,483,139	-	-	-	-	4,483,139
Other Professional Svcs	-	-	-	-	-	-	-	-
Other Misc Expenses	-	-	-	-	-	-	-	-
Total Cost	\$ -	\$ 540,000	\$ 4,923,139	\$ -	\$ -	\$ -	\$ -	\$ 5,463,139
Annual O&M								

Review and Comments:

FY 2024-25 Sewer Main Lining Improvements



**City of Ontario
Capital Improvement Program
Adopted Budget for Fiscal Year 2023-24**

<p>Project Title: FY 2024-25 Sewer Main Lining Improvements</p>	<p>Dept. Responsible: SEW005-Sewer Deposits, Grants and Projects Project Manager: Omar Gonzalez Project ID: SE2401 Project Start Date: 7/1/2023 Project Status: New Project</p>
<p>Location: Various locations to be determined based on Sewer Master Plan and aging asset review of existing sewer mains.</p>	<p>CIP Category: Sewer DIF Project No: N/A Estimated End Date: 6/30/2025 Total Cost: \$ 3,200,000</p>
<p>Description of Improvements: Design of lining of sewer mains. Length of project to be determined based on needs analysis.</p>	<p>Project Priority Within CIP Category <input checked="" type="checkbox"/> Essential (Start within 1 year) <input type="checkbox"/> Necessary (Start within 1 to 3 years) <input type="checkbox"/> Desirable (Start within 3 to 5 years)</p>
<p>Justification or Significance of Improvement: Lining of sewer mains will extend the service life of existing infrastructure while minimizing construction impact to adjacent businesses and home owners. Lining of sewer mains is done by accessing the main through existing manholes and not by typical construction methods such as trenching.</p>	<p>Is Project Funding Subject to Award by Outside Agency? <input type="checkbox"/> Yes (provide details in comments) <input checked="" type="checkbox"/> No</p> <p>City Council Goals & Objectives: Invest in the Growth and Evolution of the City's Economy Operate in a Businesslike Manner Invest in the City's Infrastructure (Water, Streets, Sewer, Parks, Storm Drains, and Public Facilities)</p>

Fiscal Year	FY 2022-23	FY 2023-24	FY 2024-25	FY 2025-26	FY 2026-27	FY 2027-28	Outer Years	Total Cost
	Current	Adopted	Recommended					
Fund:	5111-Sewer Capital							
Architect & Eng Svcs	-	200,000	-	-	-	-	-	200,000
Land Purchases	-	-	-	-	-	-	-	-
Construction Contracts	-	-	1,500,000	1,500,000	-	-	-	3,000,000
Other Professional Svcs	-	-	-	-	-	-	-	-
Other Misc Expenses	-	-	-	-	-	-	-	-
Total Cost	\$ -	\$ 200,000	\$ 1,500,000	\$ 1,500,000	\$ -	\$ -	\$ -	\$ 3,200,000
Annual O&M								

Review and Comments:
Future construction budget to be determined based on needs analysis.

Piemonte Overlay Sewer Improvements



Source: Esri, DigitalGlobe, GeoEye, Earthstar Geographics, CNES/Airbus DS, USDA, USGS, AeroGRID, IGN, and the GIS User Com

Pipeline d/D Results

- Below Capacity (< 0.64)
- At or Near Capacity (0.64 - 0.67)
- Above Capacity (> 0.67)
- Phase I
- Development Complete
- Other Parcels

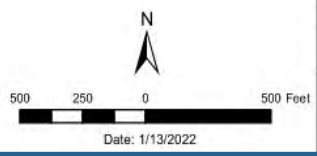
Existing Sewer System within Study Area

- Gravity Main
- Sewer Manhole
- IEUA Trunk Sewer Point of Connection

Sewer System Outside of Study Area

- Gravity Main
- Sewer Manhole
- Outlet

- Study Area
- Adept Development



TITLE:
Figure 8-2 – Phase I Pre-Improvements

PROJECT: City of Ontario Adept Development Sewer Study

COORDINATE SYSTEM:
NAD 1983 2011 StatePlane California V FIPS 0405 FT US



City of Ontario
Capital Improvement Program
Recommended Budget for Fiscal Year 2024-25

Project Title: Piemonte Overlay Sewer Improvements Location: See description below for location	Dept. Responsible: WTR007-Water Deposits, Grants and Projects Project Manager: Thomas Palmieri Project ID: SE2302 Project Start Date: 7/1/2022 Project Status: New Phase CIP Category: Sewer DIF Project No: TBD Estimated End Date: 6/30/2025 Total Cost: \$ 4,270,000
--	--

Description of Improvements:
 Phase 1 - Construction of 1000 linear feet (LF) of 12" sewer main on Mercedes Lane from Concours Street to Inland Empire Boulevard Phase 2 - Construction of 1000 LF of 10" sewer main on Ferrari Lane from Concours Street to Inland Empire Boulevard and 500 LF of 12" sewer main on Concours from Duesenberg Drive to Mercedes Lane
 Mercedes Lane (Concours Street to Inland Empire Boulevard), Ferrari Lane (Concours Street to Inland Empire Boulevard), Concours (Duesenberg Drive to Mercedes Lane)

Project Priority Within CIP Category	Is Project Funding Subject to Award by Outside Agency?
<input type="checkbox"/> Essential (Start within 1 year) <input checked="" type="checkbox"/> Necessary (Start within 1 to 3 years) <input type="checkbox"/> Desirable (Start within 3 to 5 years)	<input type="checkbox"/> Yes (provide details in comments) <input checked="" type="checkbox"/> No

Justification or Significance of Improvement:
 The project is needed to support the development of the Piemonte Overlay area. The construction of a new 12" Sewer on Mercedes Lane and Concours Street and 10" Sewer on Ferrari Lane will help alleviate demand on the existing 18" sewer main located in the parkway between Concours Street and Inland Empire Boulevard and support increase future demands from new high density housing complexes and mixed-use facilities.

City Council Goals & Objectives:
 Invest in the Growth and Evolution of the City's Economy

 Operate in a Businesslike Manner

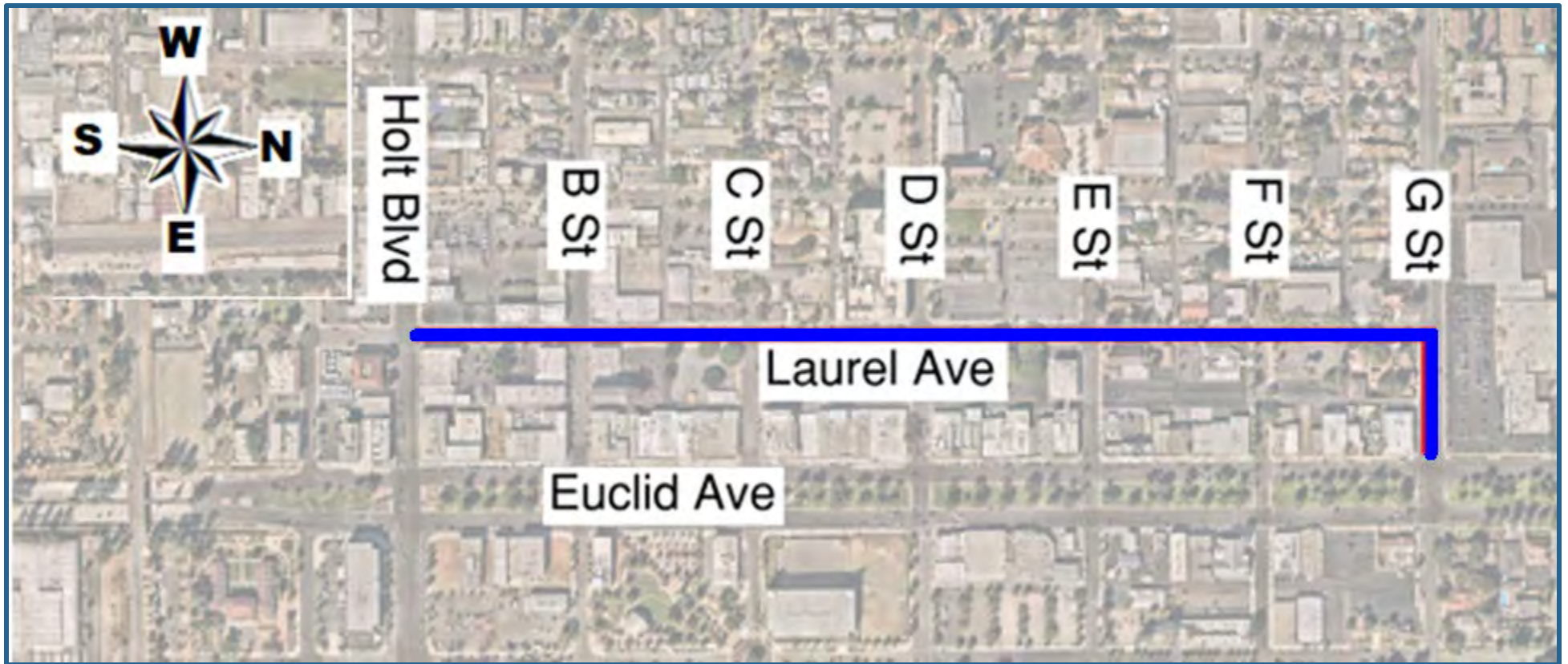
 Invest in the City's Infrastructure (Water, Streets, Sewer, Parks, Storm Drains, and Public Facilities)

Fiscal Year	FY 2022-23	FY 2023-24	FY 2024-25	FY 2025-26	FY 2026-27	FY 2027-28	Outer Years	Total Cost
	Current	Adopted	Recommended					
Fund:	4311-OMC - Local Adjacent Sewer							
Architect & Eng Svcs	310,000	-	500,000	-	-	-	-	810,000
Land Purchases	-	-	-	-	-	-	-	-
Construction Contracts	-	-	3,000,000	-	-	-	-	3,000,000
Other Professional Svcs	-	-	-	-	-	-	-	-
Other Misc Expenses	230,000	-	-	-	-	-	-	230,000
Fund:	5111-Sewer Capital							
Architect & Eng Svcs	230,000	-	-	-	-	-	-	230,000
Land Purchases	-	-	-	-	-	-	-	-
Construction Contracts	-	-	-	-	-	-	-	-
Other Professional Svcs	-	-	-	-	-	-	-	-
Other Misc Expenses	-	-	-	-	-	-	-	-
Total Cost	\$ 770,000	\$ -	\$ 3,500,000	\$ -	\$ -	\$ -	\$ -	\$ 4,270,000

Annual O&M

Review and Comments:
 Project will be added to the 2022 DIF update.
 Fund 4311 OMC- Local Adjacent Sewer portion is allocated to WTR007- Water Deposits, Grants and Projects and to CDA001- Community Development Administration
 Fund 5111- Sewer Capital allocated to SEW005- Sewer Deposits, Grants and Projects

Laurel Avenue (G Street to Holt Boulevard) Sewer Main Improvements



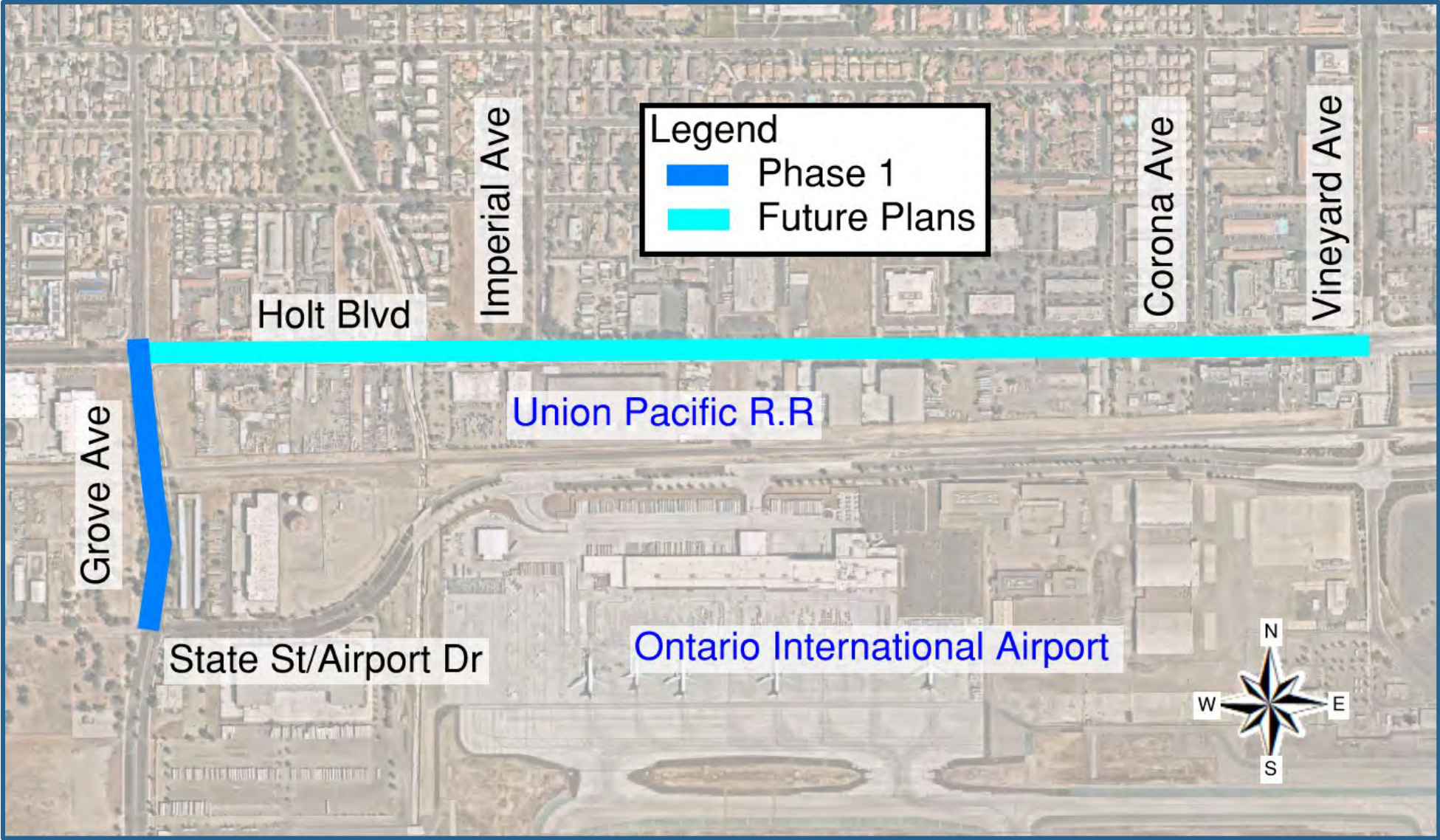
**City of Ontario
Capital Improvement Program
Recommended Budget for Fiscal Year 2024-25**

Project Title: Laurel Avenue (G Street to Holt Boulevard) Sewer Main Improvements	Dept. Responsible: SEW005-Sewer Deposits, Grants and Projects	
Location: Laurel Avenue, from G Street to Holt Boulevard	Project Manager: Omar Gonzalez	CIP Category: Sewer
Description of Improvements: Construction of 3035 lineal feet of 10" sewer main on Laurel Avenue from G Street to Holt Boulevard	Project ID: SE2301	DIF Project No: N/A
	Project Start Date: 7/1/2022	Estimated End Date: 6/30/2025
	Project Status: New Phase	Total Cost: \$ 2,804,750
Justification or Significance of Improvement: The construction of a new 10" sewer main along Laurel Avenue from G Street to Holt Boulevard, will alleviate demand on the existing 8" sewer main located in the alley west of Euclid Avenue, by diverting flows north of G Street from the alley to the new Laurel Avenue sewer main.	Project Priority Within CIP Category	Is Project Funding Subject to Award by Outside Agency?
	<input checked="" type="checkbox"/> Essential (Start within 1 year) <input type="checkbox"/> Necessary (Start within 1 to 3 years) <input type="checkbox"/> Desirable (Start within 3 to 5 years)	<input type="checkbox"/> Yes (provide details in comments) <input checked="" type="checkbox"/> No
City Council Goals & Objectives:		
Invest in the Growth and Evolution of the City's Economy		
Operate in a Businesslike Manner		
Invest in the City's Infrastructure (Water, Streets, Sewer, Parks, Storm Drains, and Public Facilities)		

Fiscal Year	FY 2022-23	FY 2023-24	FY 2024-25	FY 2025-26	FY 2026-27	FY 2027-28	Outer Years	Total Cost
	Current	Adopted	Recommended					
Fund:	5111-Sewer Capital							
Architect & Eng Svcs	215,000	-	247,250	-	-	-	-	462,250
Land Purchases	-	-	-	-	-	-	-	-
Construction Contracts	-	-	2,185,000	-	-	-	-	2,185,000
Other Professional Svcs	-	-	-	-	-	-	-	-
Other Misc Expenses	-	-	-	-	-	-	-	-
Fund:	5011-Water Capital							
Architect & Eng Svcs	157,500	-	-	-	-	-	-	157,500
Land Purchases	-	-	-	-	-	-	-	-
Construction Contracts	-	-	-	-	-	-	-	-
Other Professional Svcs	-	-	-	-	-	-	-	-
Other Misc Expenses	-	-	-	-	-	-	-	-
Total Cost	\$ 372,500	\$ -	\$ 2,432,250	\$ -	\$ -	\$ -	\$ -	\$ 2,804,750
Annual O&M								

Review and Comments:
Fund 5111 - Sewer Capital is allocated to SEW005- Sewer Deposits, Grants and Projects
Fund 5011 - Water Capital is allocated to WTR007-Sewer Deposits, Grants and Projects

North Vineyard Avenue Sanitary Sewer Project



City of Ontario
Capital Improvement Program
Recommended Budget for Fiscal Year 2025-26

Project Title: North Vineyard Avenue Sanitary Sewer Project Location: South Grove Avenue from Airport Drive to Holt Boulevard Description of Improvements: Install approximately 1800" of sewer line in Grove Avenue from Airport Drive to Holt Boulevard. A future phase of the project will install the remaining sewer in Holt Avenue to Vineyard Avenue. When completed, the new sewer will alleviate existing and future hydraulic deficiencies of the North Vineyard Sewer System. Justification or Significance of Improvement: This project is needed to alleviate existing hydraulic deficiencies identified in the 2012 Sewer Master Plan, improve capacity, and reduce the potential for sewer system overflows within the tributary area.	Dept. Responsible: SEW005-Sewer Deposits, Grants and Projects Project Manager: Omar Gonzalez Project ID: SE1902 Project Start Date: 8/1/2022 Project Status: New Phase CIP Category: Sewer DIF Project No: WT-014 Estimated End Date: 6/30/2027 Total Cost: \$ 15,353,722 Project Priority Within CIP Category <input type="checkbox"/> Essential (Start within 1 year) <input checked="" type="checkbox"/> Necessary (Start within 1 to 3 years) <input type="checkbox"/> Desirable (Start within 3 to 5 years) Is Project Funding Subject to Award by Outside Agency? <input type="checkbox"/> Yes (provide details in comments) <input checked="" type="checkbox"/> No City Council Goals & Objectives: Invest in the Growth and Evolution of the City's Economy Operate in a Businesslike Manner Invest in the City's Infrastructure (Water, Streets, Sewer, Parks, Storm Drains, and Public Facilities)
--	---

Fiscal Year	FY 2022-23	FY 2023-24	FY 2024-25	FY 2025-26	FY 2026-27	FY 2027-28	Outer Years	Total Cost
	Current	Adopted	Recommended					
Fund:	5111-Sewer Capital							
Architect & Eng Svcs	605,034	-	-	250,000	-	-	-	855,034
Land Purchases	-	-	-	-	-	-	-	-
Construction Contracts	5,558,688	-	-	1,980,000	4,420,000	-	-	11,958,688
Other Professional Svcs	1,270,000	-	-	1,270,000	-	-	-	2,540,000
Other Misc Expenses	-	-	-	-	-	-	-	-
Total Cost	\$ 7,433,722	\$ -	\$ -	\$ 3,500,000	\$ 4,420,000	\$ -	\$ -	\$ 15,353,722
Annual O&M								

Review and Comments:
 Annual operating and maintenance costs are included in the City's annual operating budget





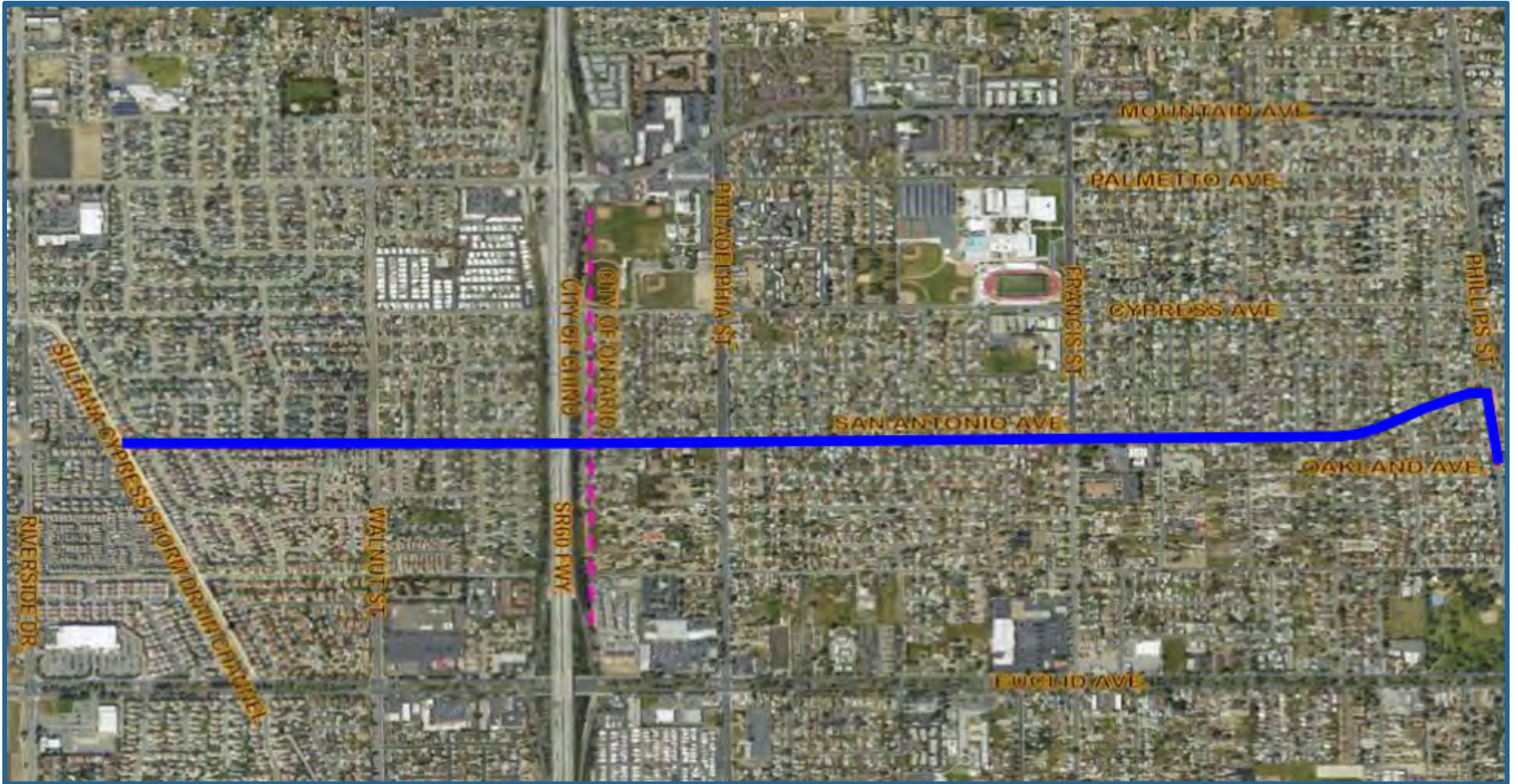
PREMIER COMMUNITY OF THE INLAND EMPIRE



City of Ontario
Capital Improvement Program
Summary of Capital Improvement Program by Project Type

Project Type	Funding Source	Page	FY 2022-23 Current	FY 2023-24 Adopted	FY 2024-25 Recommended	FY 2025-26 Recommended	FY 2026-27 Recommended	FY 2027-28 Recommended	Outer Years	Total
Storm Drain										
San Antonio Avenue Storm Drain	Measure Q/ DIF Funds	213	\$ 3,000,000	\$ 11,000,000	\$ 9,360,000	\$ -	\$ -	\$ -	\$ -	\$ 23,360,000
Sultana Avenue/J Street Storm Drain and Street Improvements	Measure Q/ Other Funds	215	837,605	7,000,000	4,000,000	-	-	-	-	11,837,605
Easement and Storm Drain Pipe Replacement	Measure Q	217	-	1,700,000	-	-	-	-	-	1,700,000
Campus Avenue Storm Drain	Measure Q	219	-	-	400,000	6,400,000	2,500,000	-	-	9,300,000
Cucamonga Avenue Storm Drain	Measure Q	221	-	-	-	150,000	2,250,000	1,000,000	-	3,400,000
Grove Avenue Storm Drain	Measure Q	223	-	-	-	150,000	2,050,000	1,000,000	-	3,200,000
Storm Drains - Phase 2*	Measure Q	N/A	-	-	5,000,000	15,000,000	15,000,000	14,000,000	-	49,000,000
Storm Drain Total			\$ 3,837,605	\$ 19,700,000	\$ 18,760,000	\$ 21,700,000	\$ 21,800,000	\$ 16,000,000	\$ -	\$ 101,797,605

San Antonio Avenue Storm Drain



**City of Ontario
Capital Improvement Program
Adopted Budget for Fiscal Year 2023-24**

Project Title: San Antonio Avenue Storm Drain	Dept. Responsible: ENG012-Engineering Deposits, Grants and Projects
Location: San Antonio Avenue from Cypress-Sultana Storm Drain (City of Chino) to Phillips Street at Oakland Avenue	Project Manager: Tricia Espinoza Project ID: SM2101 Project Start Date: 3/1/2024 Project Status: New Phase
	CIP Category: Storm Drain DIF Project No: SD-073/SD-086 Estimated End Date: 6/30/2025 Total Cost: \$ 23,360,000

Description of Improvements:
The design of the master-planned storm drain facility is anticipated to range in size from 24" to 102" reinforced concrete pipe, and up to 9.5' by 8' reinforced concrete box with appurtenant drainage structures in San Antonio Avenue from the Cypress-Sultana Storm Drain in the City of Chino to Phillips Street at Oakland Avenue in the City of Ontario.

Project Priority Within CIP Category	Is Project Funding Subject to Award by Outside Agency?
<input type="checkbox"/> Essential (Start within 1 year)	<input type="checkbox"/> Yes (provide details in comments)
<input checked="" type="checkbox"/> Necessary (Start within 1 to 3 years)	<input checked="" type="checkbox"/> No
<input type="checkbox"/> Desirable (Start within 3 to 5 years)	

Justification or Significance of Improvement:
Construction of the storm drain will reduce the storm water impacts to the neighborhoods. It will greatly improve conditions and safety for local residents and the traveling public during storm events.

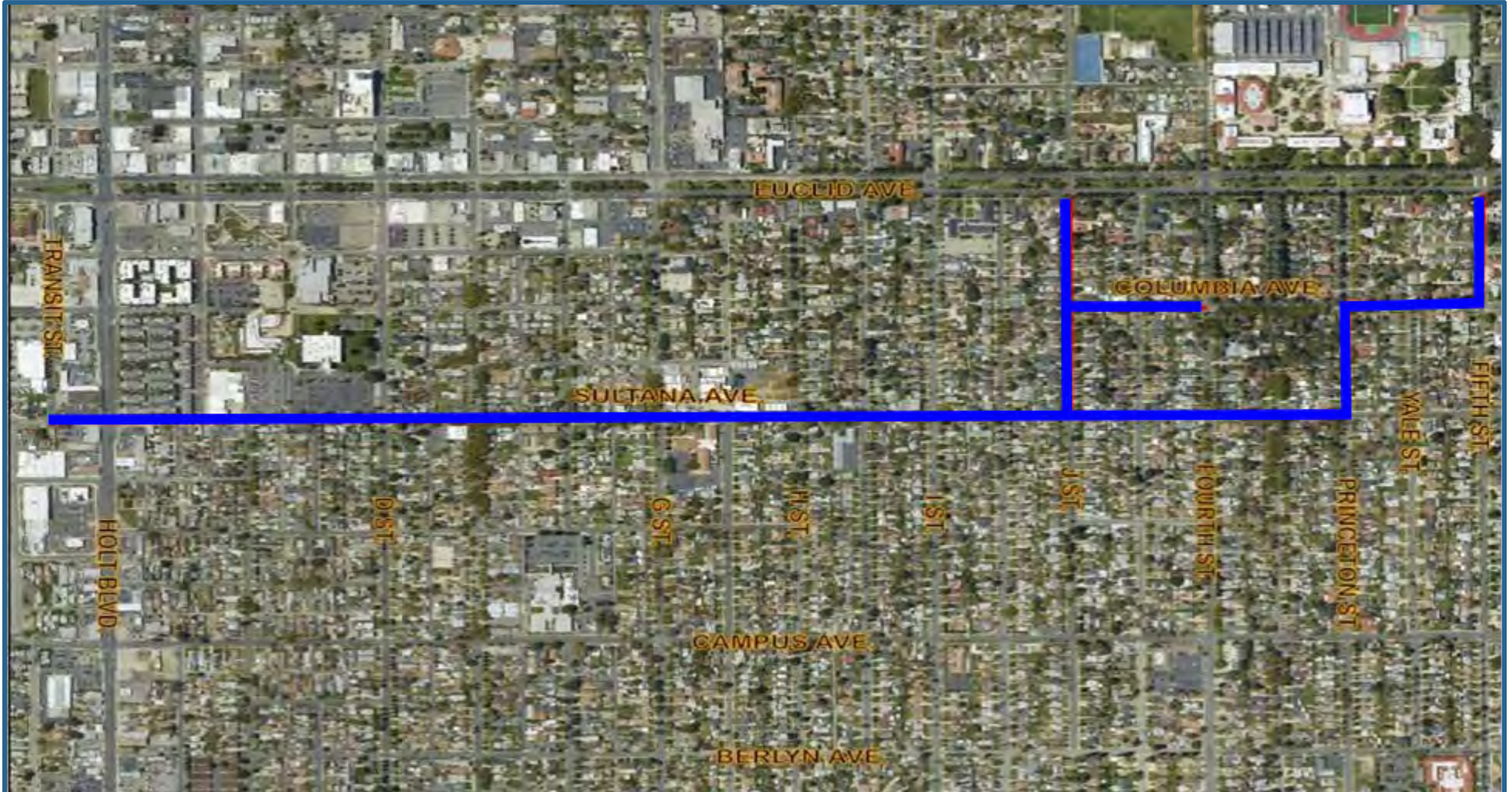
City Council Goals & Objectives:
Pursue City's Goals and Objectives by Working with other Governmental Agencies
Focus Resources in Ontario's Commercial and Residential Neighborhoods
Invest in the City's Infrastructure (Water, Streets, Sewer, Parks, Storm Drains, and Public Facilities)

Fiscal Year	FY 2022-23	FY 2023-24	FY 2024-25	FY 2025-26	FY 2026-27	FY 2027-28	Outer Years	Total Cost
	Current	Adopted	Recommended					
Fund:	4313-OMC - Local Adjacent Storm Drain							
Architect & Eng Svcs	2,990,000	-	-	-	-	-	-	2,990,000
Land Purchases	-	-	-	-	-	-	-	-
Construction Contracts	-	10,700,000	-	-	-	-	-	10,700,000
Other Professional Svcs	10,000	300,000	-	-	-	-	-	310,000
Other Misc Expenses	-	-	-	-	-	-	-	-
Fund:	4011-Capital Projects - Measure Q							
Architect & Eng Svcs	-	-	-	-	-	-	-	-
Land Purchases	-	-	-	-	-	-	-	-
Construction Contracts	-	-	9,360,000	-	-	-	-	9,360,000
Other Professional Svcs	-	-	-	-	-	-	-	-
Other Misc Expenses	-	-	-	-	-	-	-	-
Total Cost	\$ 3,000,000	\$ 11,000,000	\$ 9,360,000	\$ -	\$ -	\$ -	\$ -	\$ 23,360,000

Annual O&M

Review and Comments:
Annual operating and maintenance costs are already included in the City's annual operating budget.
Total project cost is \$23,360,000 with \$3,000,000 was previously budgeted in Fiscal Year 2020-21.
Fiscal Year 2023-24 funding of \$11,000,000 in OMC Local Adjacent Storm Drain DIF and FY 2024-25 funding of \$9,360,000 in Measure Q includes \$15,779,000 to be reimbursed by SBCFCD and City of Chino, and \$4,581,000 is the City's share.
This project (SD-073/SD-086) is included in the City's 2019 Master Facilities Plan.

Sultana Avenue/J Street Storm Drain and Street Improvements



**City of Ontario
Capital Improvement Program
Adopted Budget for Fiscal Year 2023-24**

Project Title: Sultana Avenue/J Street Storm Drain and Street Improvements	Dept. Responsible: ENG012-Engineering Deposits, Grants and Projects
Location: Transit Street to Fifth Street, including J Street and Columbia Avenue	Project Manager: Tricia Espinoza Project ID: SM2302 Project Start Date: 12/1/2023 Project Status: New Phase
Description of Improvements:	CIP Category: Storm Drain DIF Project No: N/A Estimated End Date: 6/30/2025 Total Cost: \$ 11,837,605

Description of Improvements:
The design of the master-planned storm drain facility is anticipated to range in size from 48" to 78" reinforced concrete pipe with appurtenant drainage structures and street improvements in Sultana Avenue, J Street, Columbia Avenue, Princeton Street and Fifth Street. The storm drain will connect to the existing San Bernardino County Flood Control District (SBCFCD) East State Street Storm Drain.

Project Priority Within CIP Category	Is Project Funding Subject to Award by Outside Agency?
<input type="checkbox"/> Essential (Start within 1 year)	<input type="checkbox"/> Yes (provide details in comments)
<input checked="" type="checkbox"/> Necessary (Start within 1 to 3 years)	<input checked="" type="checkbox"/> No
<input type="checkbox"/> Desirable (Start within 3 to 5 years)	

Justification or Significance of Improvement:
Construction of the storm drain and street improvements will reduce the storm water impacts around Central Language Academy school located on Sultana Avenue and the surrounding neighborhood and will greatly improve conditions and safety for the local residents and the traveling public during storm events.

City Council Goals & Objectives:
Focus Resources in Ontario's Commercial and Residential Neighborhoods
Invest in the City's Infrastructure (Water, Streets, Sewer, Parks, Storm Drains, and Public Facilities)

Fiscal Year	FY 2022-23	FY 2023-24	FY 2024-25	FY 2025-26	FY 2026-27	FY 2027-28	Outer Years	Total Cost
	Current	Adopted	Recommended					
Fund:	2531-Road Maint & Rehab Acct (SB 1)							
Architect & Eng Svcs	812,605	-	-	-	-	-	-	812,605
Land Purchases	-	-	-	-	-	-	-	-
Construction Contracts	-	-	-	-	-	-	-	-
Other Professional Svcs	-	-	-	-	-	-	-	-
Other Misc Expenses	25,000	-	-	-	-	-	-	25,000
Fund:	4011-Capital Projects - Measure Q							
Architect & Eng Svcs	-	-	-	-	-	-	-	-
Land Purchases	-	-	-	-	-	-	-	-
Construction Contracts	-	6,200,000	4,000,000	-	-	-	-	10,200,000
Other Professional Svcs	-	800,000	-	-	-	-	-	800,000
Other Misc Expenses	-	-	-	-	-	-	-	-
Total Cost	\$ 837,605	\$ 7,000,000	\$ 4,000,000	\$ -	\$ -	\$ -	\$ -	\$ 11,837,605

Annual O&M

Review and Comments:
Future annual operating maintenance costs for this storm drain project will be reflected in the City's annual operating budget.

Easement & Storm Drain Replacement



**City of Ontario
Capital Improvement Program
Adopted Budget for Fiscal Year 2023-24**

Project Title: Easement and Storm Drain Pipe Replacement	Dept. Responsible: PWA002-Public Works Deposits, Grants and Projects Project Manager: Alfredo Banuelos Project ID: SM2401 Project Start Date: 7/1/2023 Project Status: New Project
Location: 10 locations surveyed to date in the City. See below in description for the locations.	CIP Category: Storm Drain DIF Project No: N/A Estimated End Date: 6/30/2024 Total Cost: \$ 1,700,000
Description of Improvements: Replace collapsed or damaged storm drain pipes at the following locations throughout the City: 1) 1227 College Way--1233 Columbia Ave; 2) 836 E. Yale--837 E. Princeton St; 3) 1163 W. Berkley Ct--1163 W. J St; 4) 1467 E Nocta St.--126 Lassen Pl; 5) 1826 N. Marin Ave--1655 E. Olive St; 6) 2168 E. Alondra Ct.--Sixth St; 7) 1445 Spruce Ct--1456 Philadelphia St; 8) Bon View and Mission; 9) Emporium; 10) Mountain and Mission	Project Priority Within CIP Category <input checked="" type="checkbox"/> Essential (Start within 1 year) <input type="checkbox"/> Necessary (Start within 1 to 3 years) <input type="checkbox"/> Desirable (Start within 3 to 5 years)
Justification or Significance of Improvement: Survey of easement and drain pipe infrastructure maintenance. Ten locations are collapsed and/or damaged and needs replacement. Replacement of the existing easement/damaged drains pipes.	Is Project Funding Subject to Award by Outside Agency? <input type="checkbox"/> Yes (provide details in comments) <input checked="" type="checkbox"/> No
City Council Goals & Objectives: Focus Resources in Ontario's Commercial and Residential Neighborhoods Invest in the City's Infrastructure (Water, Streets, Sewer, Parks, Storm Drains, and Public Facilities)	

Fiscal Year	FY 2022-23	FY 2023-24	FY 2024-25	FY 2025-26	FY 2026-27	FY 2027-28	Outer Years	Total Cost
	Current	Adopted	Recommended					
Fund:	4011-Capital Projects - Measure Q							
Architect & Eng Svcs	-	-	-	-	-	-	-	-
Land Purchases	-	-	-	-	-	-	-	-
Construction Contracts	-	1,700,000	-	-	-	-	-	1,700,000
Other Professional Svcs	-	-	-	-	-	-	-	-
Other Misc Expenses	-	-	-	-	-	-	-	-
Total Cost	\$ -	\$ 1,700,000	\$ -	\$ -	\$ -	\$ -	\$ -	\$ 1,700,000
Annual O&M								

Review and Comments:

Campus Avenue Storm Drain



City of Ontario
Capital Improvement Program
Recommended Budget for Fiscal Year 2024-25

Project Title: Campus Avenue Storm Drain	Dept. Responsible: ENG012-Engineering Deposits, Grants and Projects	
Location: Campus Avenue from Riverside Drive North to Mission Boulevard	Project Manager: Tricia Espinoza	CIP Category: Storm Drain
Description of Improvements: The design of the master-planned storm drain facility is anticipated to range in size from 24" to 96" reinforced concrete pipe with appurtenant drainage structures in Campus Avenue. The storm drain will connect to the existing San Bernardino County Flood Control District(SBCFCD) Riverside Dr. Storm Drain.	Project ID: SM	DIF Project No: SD-059/077
	Project Start Date: 1/1/2025	Estimated End Date: 12/31/2026
	Project Status: New Project	Total Cost: \$ 9,300,000
Justification or Significance of Improvement: Construction of the storm drain and street improvements will reduce the storm water impacts around Woodcrest Junior High School and the surrounding neighborhood. It will greatly improve conditions and safety for the local residents and the traveling public during storm events.	Project Priority Within CIP Category	
	<input type="checkbox"/> Essential (Start within 1 year) <input checked="" type="checkbox"/> Necessary (Start within 1 to 3 years) <input type="checkbox"/> Desirable (Start within 3 to 5 years)	
City Council Goals & Objectives:		Is Project Funding Subject to Award by Outside Agency?
Focus Resources in Ontario's Commercial and Residential Neighborhoods		<input type="checkbox"/> Yes (provide details in comments)
Invest in the City's Infrastructure (Water, Streets, Sewer, Parks, Storm Drains, and Public Facilities)		<input checked="" type="checkbox"/> No

Fiscal Year	FY 2022-23	FY 2023-24	FY 2024-25	FY 2025-26	FY 2026-27	FY 2027-28	Outer Years	Total Cost
	Current	Adopted	Recommended					
Fund:	4011-Capital Projects - Measure Q							
Architect & Eng Svcs	-	-	400,000	400,000	-	-	-	800,000
Land Purchases	-	-	-	-	-	-	-	-
Construction Contracts	-	-	-	5,800,000	2,500,000	-	-	8,300,000
Other Professional Svcs	-	-	-	200,000	-	-	-	200,000
Other Misc Expenses	-	-	-	-	-	-	-	-
Total Cost	\$ -	\$ -	\$ 400,000	\$ 6,400,000	\$ 2,500,000	\$ -	\$ -	\$ 9,300,000
Annual O&M								

Review and Comments:
 Total project cost is \$9,300,000. Future annual operating maintenance costs for this storm drain project will be reflected in the City's annual operating budget.

Cucamonga Avenue Storm Drain



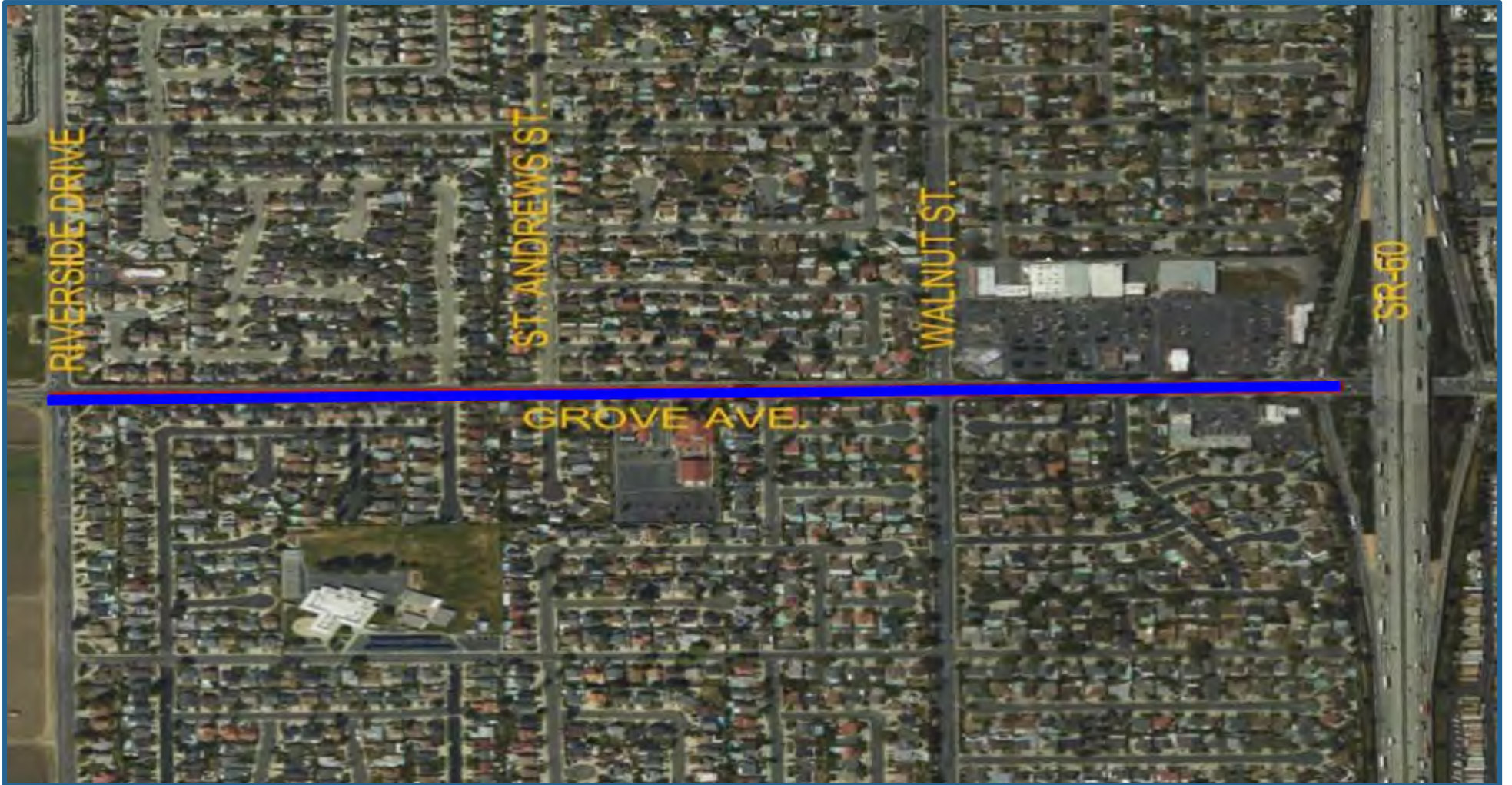
City of Ontario
Capital Improvement Program
Recommended Budget for Fiscal Year 2025-26

Project Title: Cucamonga Avenue Storm Drain	Dept. Responsible: ENG012-Engineering Deposits, Grants and Projects		
Location: Cucamonga Avenue from Riverside Drive to State Route-60 Freeway	Project Manager: Tricia Espinoza Project ID: SM Project Start Date: 1/1/2026 Project Status: New Project		
Description of Improvements: The design of the master-planned storm drain facility is anticipated to range in size from 60" to 78" reinforced concrete pipe with appurtenant drainage structures in Cucamonga Avenue. The storm drain will connect to the existing San Bernardino County Flood Control District (SBCFCD) Riverside Drive Storm Drain.	CIP Category: Storm Drain DIF Project No: SD-066 Estimated End Date: 12/31/2027 Total Cost: \$ 3,400,000		
Justification or Significance of Improvement: Construction of the storm drain and street improvements will reduce the storm water impacts around the surrounding neighborhood. It will greatly improve conditions and safety for the local residents and the traveling public during storm events.	Project Priority Within CIP Category <input type="checkbox"/> Essential (Start within 1 year) <input type="checkbox"/> Necessary (Start within 1 to 3 years) <input checked="" type="checkbox"/> Desirable (Start within 3 to 5 years) <table border="1" style="width: 100%; border-collapse: collapse; margin-top: 5px;"> <tr> <td style="width: 60%;">Is Project Funding Subject to Award by Outside Agency?</td> </tr> <tr> <td> <input type="checkbox"/> Yes (provide details in comments) <input checked="" type="checkbox"/> No </td> </tr> </table> City Council Goals & Objectives: Focus Resources in Ontario's Commercial and Residential Neighborhoods Invest in the City's Infrastructure (Water, Streets, Sewer, Parks, Storm Drains, and Public Facilities)	Is Project Funding Subject to Award by Outside Agency?	<input type="checkbox"/> Yes (provide details in comments) <input checked="" type="checkbox"/> No
Is Project Funding Subject to Award by Outside Agency?			
<input type="checkbox"/> Yes (provide details in comments) <input checked="" type="checkbox"/> No			

Fiscal Year	FY 2022-23	FY 2023-24	FY 2024-25	FY 2025-26	FY 2026-27	FY 2027-28	Outer Years	Total Cost
	Current	Adopted	Recommended					
Fund:	4011-Capital Projects - Measure Q							
Architect & Eng Svcs	-	-	-	150,000	150,000	-	-	300,000
Land Purchases	-	-	-	-	-	-	-	-
Construction Contracts	-	-	-	-	2,000,000	1,000,000	-	3,000,000
Other Professional Svcs	-	-	-	-	100,000	-	-	100,000
Other Misc Expenses	-	-	-	-	-	-	-	-
Total Cost	\$ -	\$ -	\$ -	\$ 150,000	\$ 2,250,000	\$ 1,000,000	\$ -	\$ 3,400,000
Annual O&M								

Review and Comments:
 Total project cost is \$3,400,000. Future annual operating maintenance costs for this storm drain project will be reflected in the City's annual operating budget.

Grove Avenue Storm Drain



City of Ontario
Capital Improvement Program
Recommended Budget for Fiscal Year 2025-26

Project Title: Grove Avenue Storm Drain	Dept. Responsible: ENG012-Engineering Deposits, Grants and Projects								
Location: Grove Avenue from Riverside Drive North to State Route-60 Freeway	Project Manager: Tricia Espinoza Project ID: SM Project Start Date: 1/1/2026 Project Status: New Project								
Description of Improvements: The design of the master-planned storm drain facility is anticipated to range in size from 60" to 66" reinforced concrete pipe with appurtenant drainage structures in Grove Avenue. The storm drain will connect to the existing SBCFCD Riverside Dr. Storm Drain.	CIP Category: Storm Drain DIF Project No: SD-058 Estimated End Date: 12/31/2027 Total Cost: \$ 3,200,000								
Justification or Significance of Improvement: Construction of the storm drain and street improvements will reduce the storm water impacts around the surrounding neighborhood. It will greatly improve conditions and safety for the local residents and the traveling public during storm events.	<table border="1" style="width: 100%; border-collapse: collapse;"> <tr> <td style="width: 60%;">Project Priority Within CIP Category</td> <td style="width: 40%;">Is Project Funding Subject to Award by Outside Agency?</td> </tr> <tr> <td><input type="checkbox"/> Essential (Start within 1 year)</td> <td><input type="checkbox"/> Yes (provide details in comments)</td> </tr> <tr> <td><input type="checkbox"/> Necessary (Start within 1 to 3 years)</td> <td><input checked="" type="checkbox"/> No</td> </tr> <tr> <td><input checked="" type="checkbox"/> Desirable (Start within 3 to 5 years)</td> <td></td> </tr> </table> <p>City Council Goals & Objectives: Focus Resources in Ontario's Commercial and Residential Neighborhoods Invest in the City's Infrastructure (Water, Streets, Sewer, Parks, Storm Drains, and Public Facilities)</p>	Project Priority Within CIP Category	Is Project Funding Subject to Award by Outside Agency?	<input type="checkbox"/> Essential (Start within 1 year)	<input type="checkbox"/> Yes (provide details in comments)	<input type="checkbox"/> Necessary (Start within 1 to 3 years)	<input checked="" type="checkbox"/> No	<input checked="" type="checkbox"/> Desirable (Start within 3 to 5 years)	
Project Priority Within CIP Category	Is Project Funding Subject to Award by Outside Agency?								
<input type="checkbox"/> Essential (Start within 1 year)	<input type="checkbox"/> Yes (provide details in comments)								
<input type="checkbox"/> Necessary (Start within 1 to 3 years)	<input checked="" type="checkbox"/> No								
<input checked="" type="checkbox"/> Desirable (Start within 3 to 5 years)									

Fiscal Year	FY 2022-23	FY 2023-24	FY 2024-25	FY 2025-26	FY 2026-27	FY 2027-28	Outer Years	Total Cost
	Current	Adopted	Recommended					
Fund:	4011-Capital Projects - Measure Q							
Architect & Eng Svcs	-	-	-	150,000	150,000	-	-	300,000
Land Purchases	-	-	-	-	-	-	-	-
Construction Contracts	-	-	-	-	1,800,000	1,000,000	-	2,800,000
Other Professional Svcs	-	-	-	-	100,000	-	-	100,000
Other Misc Expenses	-	-	-	-	-	-	-	-
Total Cost	\$ -	\$ -	\$ -	\$ 150,000	\$ 2,050,000	\$ 1,000,000	\$ -	\$ 3,200,000
Annual O&M								

Review and Comments:
Total project cost is \$3,200,000. Future annual operating maintenance costs for this storm drain project will be reflected in the City's annual operating budget.





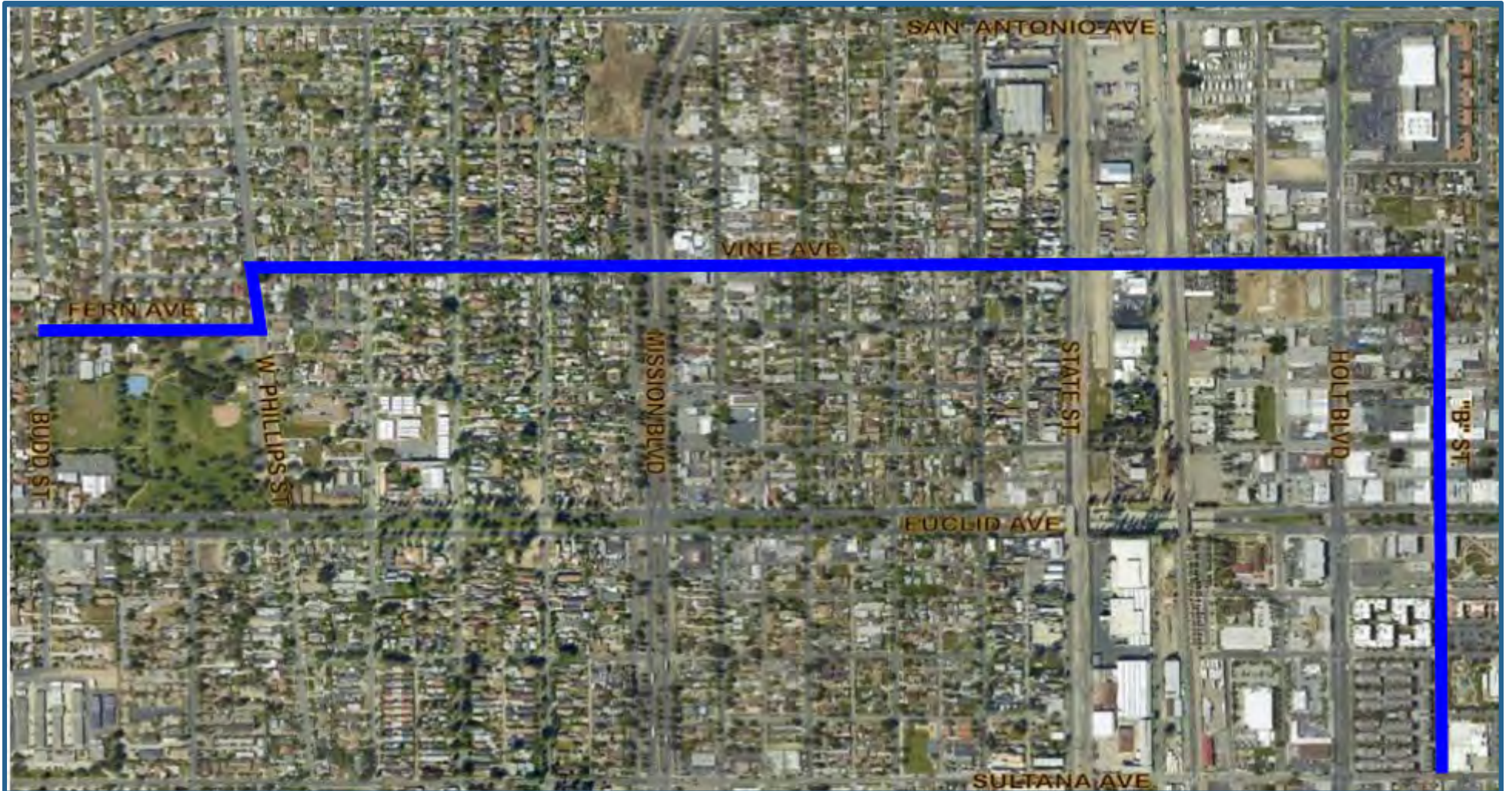
PREMIER COMMUNITY OF THE INLAND EMPIRE



**City of Ontario
Capital Improvement Program
Summary of Capital Improvement Program by Project Type**

Project Type	Funding Source	Page	FY 2022-23 Current	FY 2023-24 Adopted	FY 2024-25 Recommended	FY 2025-26 Recommended	FY 2026-27 Recommended	FY 2027-28 Recommended	Outer Years	Total
Streets										
Active Transportation Program (ATP) Cycle 5 - Vine Ave/ B St Bike Blvd	Other Funds	229	\$ 4,449,000	\$ 952,000	\$ -	\$ -	\$ -	\$ -	\$ -	\$ 5,401,000
Edison Avenue and Ontario Ranch Road Widening Project	Measure Q/ Other Funds	231	191,347	1,500,000	-	-	-	-	-	1,691,347
Alley Rehabilitation Program	Other Funds	233	-	810,000	500,000	500,000	500,000	500,000	-	2,810,000
Annual Maintenance Slurry Seal, Cape Seal and CDBG Pavement Management	Other Funds	235	-	1,897,000	1,897,000	1,897,000	1,897,000	1,897,000	-	9,485,000
Bon View Avenue Pavement Rehabilitation	Other Funds	237	-	350,000	-	-	-	350,000	-	700,000
Chino Avenue Pavement Rehabilitation	Other Funds	239	-	350,000	-	-	-	-	-	350,000
Dupont Avenue Pavement Rehabilitation (Greystone Dr to end)	Other Funds	241	-	150,000	-	-	-	-	-	150,000
Fourth Street Pavement Rehabilitation	Other Funds	243	-	1,275,000	600,000	-	1,275,000	-	-	3,150,000
G Street Pavement Rehabilitation (Allyn to Grove)	Other Funds	245	-	600,000	-	-	-	-	-	600,000
Greystone Drive Pavement Rehabilitation (Doubleday Ave to Milliken)	Other Funds	247	-	550,000	-	-	-	-	-	550,000
I Street Pavement Rehabilitation (Mountain to San Antonio)	Other Funds	249	-	600,000	-	-	-	-	-	600,000
Inland Empire Blvd Pavement Rehabilitation (Mercedes Lane to Milliken)	Other Funds	251	-	1,000,000	-	-	-	-	-	1,000,000
Philadelphia Street Pavement Rehabilitation	Other Funds	253	-	2,000,000	615,000	540,000	-	-	-	3,155,000
Vintage Avenue Rehabilitation Program	Other Funds	255	-	900,000	-	-	-	-	-	900,000
Annual Curb and Gutter, Sidewalk and Ramp Improvements Project	Measure Q	257	-	-	2,500,000	2,500,000	2,500,000	2,500,000	-	10,000,000
Archibald Avenue Pavement Rehabilitation	Other Funds	259	-	-	600,000	-	-	1,600,000	-	2,200,000
Baker Ave Pavement Rehabilitation (Sixth to Fourth)	Other Funds	261	-	-	500,000	-	-	-	-	500,000
Campus Avenue Pavement Rehabilitation (Philadelphia to SR-60)	Other Funds	263	-	-	600,000	-	-	-	-	600,000
Corona Avenue Pavement Rehabilitation (Princeton to Fourth)	Other Funds	265	-	-	200,000	-	-	-	-	200,000
Fifth Street Pavement Rehabilitation (El Dorado to Baker)	Other Funds	267	-	-	300,000	-	-	-	-	300,000
Francis Street Pavement Rehabilitation	Other Funds	269	-	-	400,000	1,000,000	-	600,000	-	2,000,000
Haven Avenue Pavement Rehabilitation (Jurupa to SR-60)	Other Funds	271	-	-	1,140,000	-	-	-	-	1,140,000
Hellman Avenue Pavement Rehabilitation (Mission to Francis)	Other Funds	273	-	-	350,000	-	-	-	-	350,000
Princeton Street Pavement Rehabilitation (Baker to Corona)	Other Funds	275	-	-	600,000	-	-	-	-	600,000
Proforma Avenue Pavement Rehabilitation	Other Funds	277	-	-	300,000	-	-	200,000	-	500,000
San Antonio Avenue Pavement Rehabilitation	Other Funds	279	-	-	700,000	2,000,000	-	-	-	2,700,000
Sixth Street Pavement Rehabilitation (Mountain to Euclid)	Other Funds	281	-	-	800,000	-	-	-	-	800,000
Grove Avenue Corridor Street Improvements	Measure Q	283	-	-	-	3,000,000	-	-	-	3,000,000
Grove Avenue Pavement Rehabilitation	Other Funds	285	-	-	-	300,000	725,000	-	-	1,025,000
I-10 and Grove Avenue Interchange Improvements	Measure Q	287	-	-	-	7,000,000	-	-	-	7,000,000
Mountain Avenue Pavement Rehabilitation (Mission to SR-60)	Other Funds	289	-	-	-	1,400,000	-	-	-	1,400,000
Vineyard Avenue Pavement Rehabilitation	Other Funds	291	-	-	-	450,000	875,000	-	-	1,325,000
Wineville Avenue Pavement Rehabilitation (Francis to Philadelphia)	Other Funds	293	-	-	-	325,000	-	-	-	325,000
Fern Avenue Pavement Rehabilitation (Philadelphia to Walnut)	Other Funds	295	-	-	-	-	200,000	-	-	200,000
Milliken Avenue (West Half) Pavement Rehabilitation (SR-60 to Riverside)	Other Funds	297	-	-	-	-	400,000	-	-	400,000
Riverside Drive Pavement Rehabilitation	Other Funds	299	-	-	-	-	2,050,000	-	-	2,050,000
Turner Avenue Pavement Rehabilitation (Riverside to Chino)	Other Funds	301	-	-	-	-	400,000	-	-	400,000
Brooks Street Pavement Rehabilitation (Benson to Mountain)	Other Funds	303	-	-	-	-	-	600,000	-	600,000
Cedar Street Pavement Rehabilitation (Proforma to Turner)	Other Funds	305	-	-	-	-	-	600,000	-	600,000
Locust Street Pavement Rehabilitation (Grove to Parco)	Other Funds	307	-	-	-	-	-	250,000	-	250,000
Palmetto Avenue Pavement Rehabilitation (Mission to Ralston)	Other Funds	309	-	-	-	-	-	250,000	-	250,000
Streets Total			\$ 4,640,347	\$ 12,934,000	\$ 12,602,000	\$ 20,912,000	\$ 10,822,000	\$ 9,347,000	\$ -	\$ 71,257,347

Active Transportation Program (ATP) Cycle 5 - Vine Avenue/B Street Bike Boulevard



City of Ontario
Capital Improvement Program
Adopted Budget for Fiscal Year 2023-24

<p>Project Title: Active Transportation Program (ATP) Cycle 5 - Vine Avenue/ B St Bike Boulevard</p> <p>Location: Segments of B Street, Vine Avenue, Phillips Street and Fern Avenue</p> <p>Description of Improvements: Design and construction of nearly 2 miles of combined Class III and Class IV bike facilities and street improvements including curb extensions, high visibility crosswalks, traffic circles and street lights.</p> <p>Justification or Significance of Improvement: The addition of the bicycle boulevard is consistent with the City's Active Transportation Master Plan which identifies a bike boulevard along B Street and Vine Street.</p>	<p>Dept. Responsible: ENG012-Engineering Deposits, Grants and Projects</p> <p>Project Manager: Tricia Espinoza</p> <p>Project ID: ST2302</p> <p>Project Start Date: 1/30/2024</p> <p>Project Status: New Phase</p> <p>CIP Category: Streets</p> <p>DIF Project No: N/A</p> <p>Estimated End Date: 6/30/2024</p> <p>Total Cost: \$ 5,401,000</p> <p>Project Priority Within CIP Category</p> <p><input checked="" type="checkbox"/> Essential (Start within 1 year)</p> <p><input type="checkbox"/> Necessary (Start within 1 to 3 years)</p> <p><input type="checkbox"/> Desirable (Start within 3 to 5 years)</p> <p>Is Project Funding Subject to Award by Outside Agency?</p> <p><input checked="" type="checkbox"/> Yes (provide details in comments)</p> <p><input type="checkbox"/> No</p> <p>City Council Goals & Objectives:</p> <p>Pursue City's Goals and Objectives by Working with other Governmental Agencies</p> <p>Invest in the City's Infrastructure (Water, Streets, Sewer, Parks, Storm Drains, and Public Facilities)</p>
--	---

Fiscal Year	FY 2022-23	FY 2023-24	FY 2024-25	FY 2025-26	FY 2026-27	FY 2027-28	Outer Years	Total Cost
	Current	Adopted	Recommended					
Fund:	2400-Grants Fund							
Architect & Eng Svcs	513,000	-	-	-	-	-	-	513,000
Land Purchases	-	-	-	-	-	-	-	-
Construction Contracts	3,879,000	-	-	-	-	-	-	3,879,000
Other Professional Svcs	-	-	-	-	-	-	-	-
Other Misc Expenses	-	-	-	-	-	-	-	-
Fund:	2531-Road Maint & Rehab Acct (SB 1)							
Architect & Eng Svcs	57,000	-	-	-	-	-	-	57,000
Land Purchases	-	-	-	-	-	-	-	-
Construction Contracts	-	932,000	-	-	-	-	-	932,000
Other Professional Svcs	-	20,000	-	-	-	-	-	20,000
Other Misc Expenses	-	-	-	-	-	-	-	-
Total Cost	\$ 4,449,000	\$ 952,000	\$ -	\$ -	\$ -	\$ -	\$ -	\$ 5,401,000

Annual O&M

Review and Comments:
 Construction costs totaling \$432,000 in local match for the grant funded scope of the project plus \$500,000 for additional paving and street improvements and \$20,000 for geotechnical services. \$4,392,000 of Active Transportation Program (ATP) grant commitments and \$57,000 of City matching funds from Road Maintenance and Rehabilitation Act (RMRA) were previously budgeted in FY 2022-23.
 GR_ST2302 FY 2022-23: \$4,392,000
 ST2302 FY 2022-23: \$57,000

Edison Avenue and Ontario Ranch Road Widening Project



**City of Ontario
Capital Improvement Program
Adopted Budget for Fiscal Year 2023-24**

<p>Project Title: Edison Avenue and Ontario Ranch Road Widening Project</p>	<p>Dept. Responsible: ENG012-Engineering Deposits, Grants and Projects Project Manager: Tricia Espinoza Project ID: ST2308 Project Start Date: 7/1/2023 Project Status: New Phase</p>
<p>Location: Edison Avenue and Ontario Ranch Road from Euclid Avenue to Cucamonga Creek Channel</p>	<p>CIP Category: Streets DIF Project No: N/A Estimated End Date: 6/30/2024 Total Cost: \$ 1,691,347</p>
<p>Description of Improvements: Design services, including environmental clearance, utility relocation and right of way, for the widening of a three-mile stretch of Edison Avenue and Ontario Ranch Road from two lanes to four lanes from Euclid Avenue to Cucamonga Creek Channel (west of Archibald Avenue).</p>	<p>Project Priority Within CIP Category</p> <p><input checked="" type="checkbox"/> Essential (Start within 1 year) <input type="checkbox"/> Necessary (Start within 1 to 3 years) <input type="checkbox"/> Desirable (Start within 3 to 5 years)</p>
<p>Justification or Significance of Improvement: Edison Avenue and Ontario Ranch Road is identified as a Truck Route and a Principal Arterial. It is currently a two-lane road that has been greatly impacted by new development and construction projects in Ontario Ranch. This project proposes an interim solution to widen the street into two lanes in each direction.</p>	<p>Is Project Funding Subject to Award by Outside Agency?</p> <p><input checked="" type="checkbox"/> Yes (provide details in comments) <input type="checkbox"/> No</p>
<p>City Council Goals & Objectives: Pursue City's Goals and Objectives by Working with other Governmental Agencies Invest in the City's Infrastructure (Water, Streets, Sewer, Parks, Storm Drains, and Public Facilities)</p>	

Fiscal Year	FY 2022-23	FY 2023-24	FY 2024-25	FY 2025-26	FY 2026-27	FY 2027-28	Outer Years	Total Cost
	Current	Adopted	Recommended					
Fund:	2531-Road Maint & Rehab Acct (SB 1)							
Architect & Eng Svcs	191,347	-	-	-	-	-	-	191,347
Land Purchases	-	-	-	-	-	-	-	-
Construction Contracts	-	-	-	-	-	-	-	-
Other Professional Svcs	-	-	-	-	-	-	-	-
Other Misc Expenses	-	-	-	-	-	-	-	-
Fund:	4011-Capital Projects - Measure Q							
Architect & Eng Svcs	-	1,500,000	-	-	-	-	-	1,500,000
Land Purchases	-	-	-	-	-	-	-	-
Construction Contracts	-	-	-	-	-	-	-	-
Other Professional Svcs	-	-	-	-	-	-	-	-
Other Misc Expenses	-	-	-	-	-	-	-	-
Total Cost	\$ 191,347	\$ 1,500,000	\$ -	\$ -	\$ -	\$ -	\$ -	\$ 1,691,347
Annual O&M								

Review and Comments:
 \$191,347 from Road Maintenance and Rehabilitation Act (RMRA) for the Feasibility/Preliminary Engineering Phase was previously budgeted in FY 2022-23.

Alley Rehabilitation Program



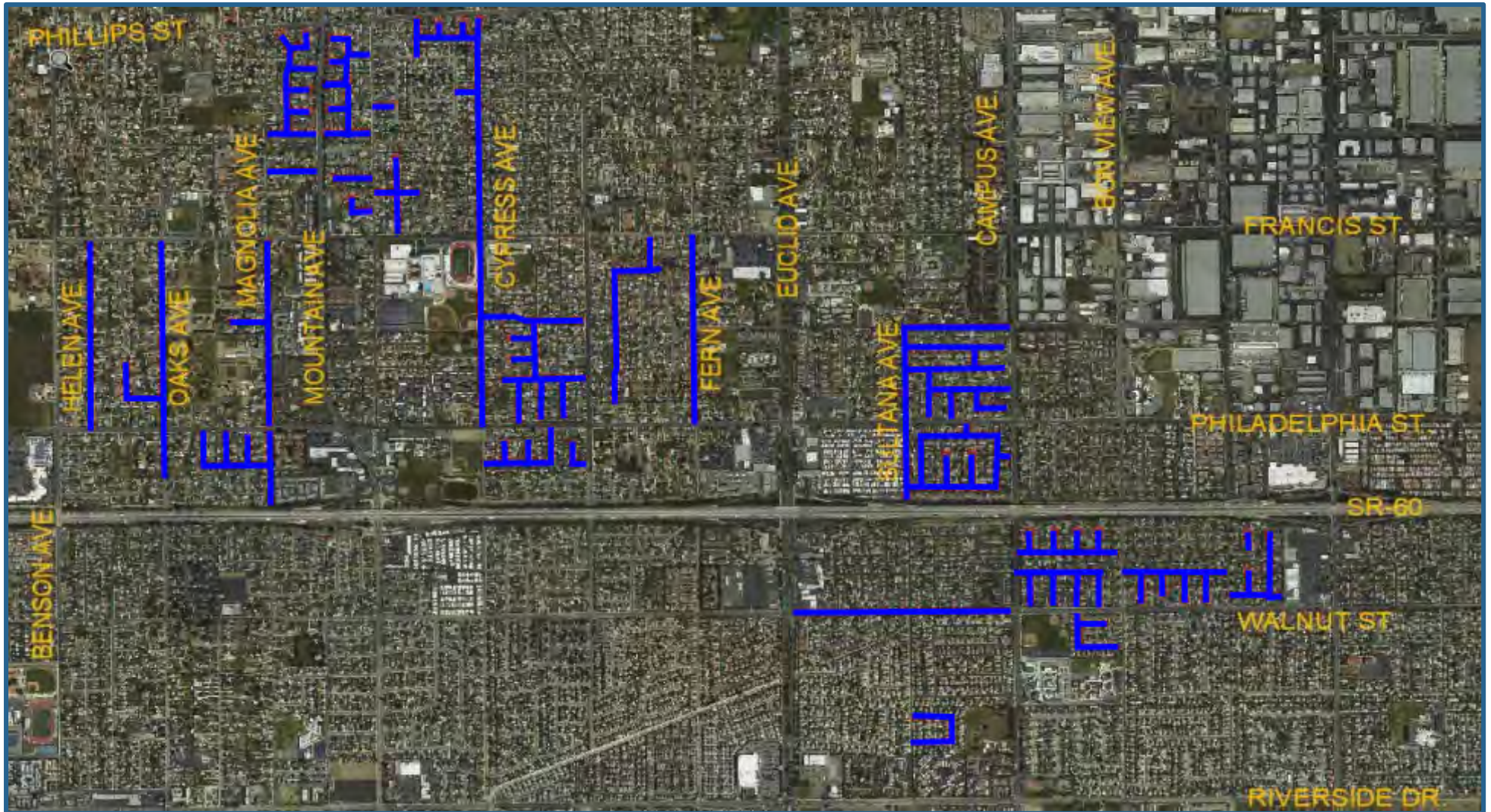
**City of Ontario
Capital Improvement Program
Adopted Budget for Fiscal Year 2023-24**

Project Title: Alley Rehabilitation Program	Dept. Responsible: HSG004-Housing Deposits, Grants and Projects
Location: See review and comments included below.	Project Manager: Tricia Espinoza CIP Category: Streets
Description of Improvements: Reconstruction of alleys at various locations throughout the City with new concrete ribbon gutters, new drive approaches, and new asphalt pavement.	Project ID: See Comments DIF Project No: N/A
	Project Start Date: 1/30/2024 Estimated End Date: 6/30/2028
	Project Status: New Project Total Cost: \$ 2,810,000
Justification or Significance of Improvement: The existing pavement condition at the alley locations is in very poor condition with many drainage, driveability, neighborhood improvement, and safety issues. The alley rehabilitation program will allow for alley reconstruction in areas of the City that have not had attention for a very long time. This is part of the City's Pavement Management Program.	Project Priority Within CIP Category
	Is Project Funding Subject to Award by Outside Agency?
	<input type="checkbox"/> Essential (Start within 1 year) <input checked="" type="checkbox"/> Necessary (Start within 1 to 3 years) <input type="checkbox"/> Desirable (Start within 3 to 5 years)
	<input type="checkbox"/> Yes (provide details in comments) <input checked="" type="checkbox"/> No
	City Council Goals & Objectives:
	Focus Resources in Ontario's Commercial and Residential Neighborhoods
	Invest in the City's Infrastructure (Water, Streets, Sewer, Parks, Storm Drains, and Public Facilities)

Fiscal Year	FY 2022-23	FY 2023-24	FY 2024-25	FY 2025-26	FY 2026-27	FY 2027-28	Outer Years	Total Cost
	Current	Adopted	Recommended					
Fund:	2531-Road Maint & Rehab Acct (SB 1)							
Architect & Eng Svcs	-	-	-	-	-	-	-	-
Land Purchases	-	-	-	-	-	-	-	-
Construction Contracts	-	361,230	490,000	490,000	490,000	490,000	-	2,321,230
Other Professional Svcs	-	20,000	10,000	10,000	10,000	10,000	-	60,000
Other Misc Expenses	-	-	-	-	-	-	-	-
Fund:	2010-C.D.B.G.							
Architect & Eng Svcs	-	-	-	-	-	-	-	-
Land Purchases	-	-	-	-	-	-	-	-
Construction Contracts	-	428,770	-	-	-	-	-	428,770
Other Professional Svcs	-	-	-	-	-	-	-	-
Other Misc Expenses	-	-	-	-	-	-	-	-
Total Cost	\$ -	\$ 810,000	\$ 500,000	\$ 500,000	\$ 500,000	\$ 500,000	\$ -	\$ 2,810,000
Annual O&M								

Review and Comments:
GR_ST2415 - \$428,770 Construction Contracts **ST2415** - \$361,230 Construction Contracts & \$20,000 Other Professional Svcs
 FY2023-24 Locations:
 1) Alley north of G Street between Amador and Imperial Avenues
 2) Alley east of San Antonio Avenue between El Morado and G Street
 3) Alley north of Nocta Street between Allyn and Virginia Avenues
 Remaining Fiscal Years: various locations Citywide

Annual Maintenance Slurry Seal, Cape Seal and CDBG Pavement Management Rehabilitation Project



**City of Ontario
Capital Improvement Program
Adopted Budget for Fiscal Year 2023-24**

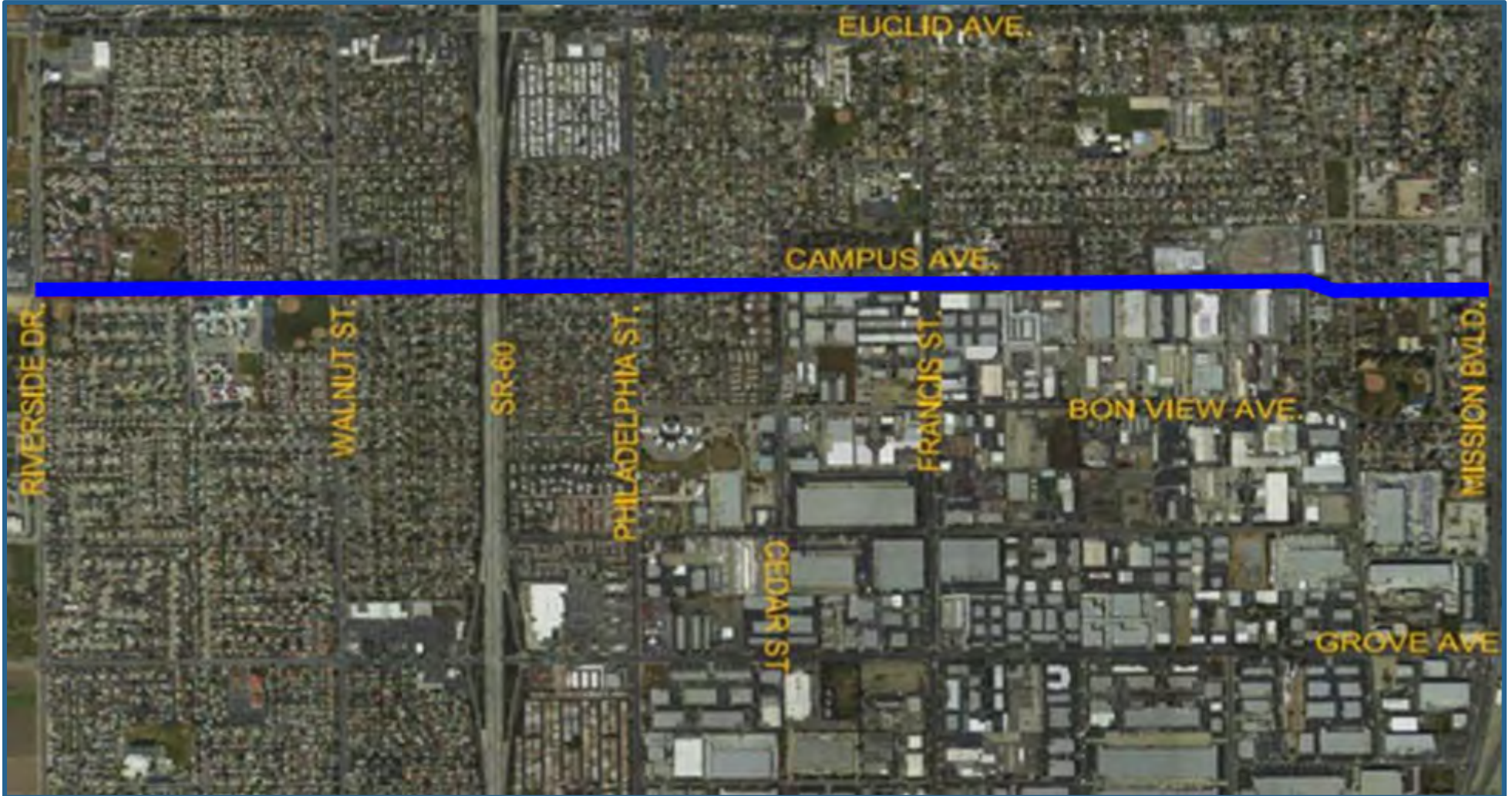
<p>Project Title: Annual Maintenance Slurry Seal, Cape Seal and CDBG Pavement Management Rehabilitation Project</p> <p>Location: Various locations bounded by Phillips Street, Grove Avenue, Riverside Drive and the westerly City limits at Benson Avenue.</p> <p>Description of Improvements: The improvements include slurry seal application, cape seal application, curb ramp reconstruction, thermoplastic striping, marking removal and replacement, crack seal application, crack repair and removal and replacement of asphalt concrete pavement.</p> <p>Justification or Significance of Improvement: The existing pavement conditions of the slurry seal and cape seal locations range between "fair" to "good." These surface treatments will sustain the pavement condition and will delay the need for more costly pavement rehabilitation. This is part of the City's Pavement Management Program.</p>	<p>Dept. Responsible: HSG004-Housing Deposits, Grants and Projects</p> <p>Project Manager: Tricia Espinoza</p> <p>Project ID: See comments</p> <p>Project Start Date: 7/1/2023</p> <p>Project Status: New Project</p> <p>CIP Category: Streets</p> <p>DIF Project No: N/A</p> <p>Estimated End Date: 6/30/2028</p> <p>Total Cost: \$ 9,485,000</p> <p>Project Priority Within CIP Category</p> <p><input type="checkbox"/> Essential (Start within 1 year)</p> <p><input checked="" type="checkbox"/> Necessary (Start within 1 to 3 years)</p> <p><input type="checkbox"/> Desirable (Start within 3 to 5 years)</p> <p>Is Project Funding Subject to Award by Outside Agency?</p> <p><input type="checkbox"/> Yes (provide details in comments)</p> <p><input checked="" type="checkbox"/> No</p> <p>City Council Goals & Objectives:</p> <p>Focus Resources in Ontario's Commercial and Residential Neighborhoods</p> <p>Invest in the City's Infrastructure (Water, Streets, Sewer, Parks, Storm Drains, and Public Facilities)</p>
---	---

Fiscal Year	FY 2022-23	FY 2023-24	FY 2024-25	FY 2025-26	FY 2026-27	FY 2027-28	Outer Years	Total Cost
	Current	Adopted	Recommended					
Fund:	2010-C.D.B.G. and 2210-Measure I							
Architect & Eng Svcs	-	-	-	-	-	-	-	-
Land Purchases	-	-	-	-	-	-	-	-
Construction Contracts	-	965,000	965,000	965,000	965,000	965,000	-	4,825,000
Other Professional Svcs	-	-	-	-	-	-	-	-
Other Misc Expenses	-	-	-	-	-	-	-	-
Fund:	2530-Gas Tax and 2531-Road Maint & Rehab Acct (SB 1)							
Architect & Eng Svcs	-	-	-	-	-	-	-	-
Land Purchases	-	-	-	-	-	-	-	-
Construction Contracts	-	922,000	922,000	922,000	922,000	922,000	-	4,610,000
Other Professional Svcs	-	10,000	10,000	10,000	10,000	10,000	-	50,000
Other Misc Expenses	-	-	-	-	-	-	-	-
Total Cost	\$ -	\$ 1,897,000	\$ 1,897,000	\$ 1,897,000	\$ 1,897,000	\$ 1,897,000	\$ -	\$ 9,485,000

Annual O&M

Review and Comments:
GR_ST2409 Fund 2010 C.D.B.G.: \$315,000 each fiscal year
ST2409 Fund 2210 Measure I: \$650,000 each fiscal year
ST2409 Fund 2530 Gas Tax: \$362,000 each fiscal year
ST2409 Fund 2531 Road Maint & Rehab Acct (SB 1): \$570,000 each fiscal year (\$560,000 Construction Contracts \$10,000 Other Professional Svcs)
 Annual operating and maintenance costs are included in the City's annual operating budget.

Bon View Avenue Pavement Rehabilitation



**City of Ontario
Capital Improvement Program
Adopted Budget for Fiscal Year 2023-24**

<p>Project Title: Bon View Avenue Pavement Rehabilitation</p> <p>Location: See review and comments included below.</p> <p>Description of Improvements: FY 2023-2024: Rehabilitation of the pavement on the west half of Bon View Avenue from Chino Avenue to Edison Avenue with an asphalt rubberized overlay. Construction of traffic signage, striping and related improvements as needed. FY 2027-28: Same as above but Bon View Avenue from Riverside Drive to Chino Avenue</p> <p>Justification or Significance of Improvement: The existing pavement condition at this location and the desire to extend the useful life of this pavement justify this improvement. This is part of the City's Pavement Management Program.</p>	<p>Dept. Responsible: ENG012-Engineering Deposits, Grants and Projects</p> <p>Project Manager: Tricia Espinoza</p> <p>Project ID: ST2401</p> <p>Project Start Date: 7/1/2023</p> <p>Project Status: New Project</p> <p>CIP Category: Streets</p> <p>DIF Project No: N/A</p> <p>Estimated End Date: 6/30/2028</p> <p>Total Cost: \$ 700,000</p> <p>Project Priority Within CIP Category</p> <p><input type="checkbox"/> Essential (Start within 1 year)</p> <p><input checked="" type="checkbox"/> Necessary (Start within 1 to 3 years)</p> <p><input type="checkbox"/> Desirable (Start within 3 to 5 years)</p> <p>Is Project Funding Subject to Award by Outside Agency?</p> <p><input type="checkbox"/> Yes (provide details in comments)</p> <p><input checked="" type="checkbox"/> No</p> <p>City Council Goals & Objectives: Invest in the City's Infrastructure (Water, Streets, Sewer, Parks, Storm Drains, and Public Facilities) Focus Resources in Ontario's Commercial and Residential Neighborhoods</p>
--	--

Fiscal Year	FY 2022-23	FY 2023-24	FY 2024-25	FY 2025-26	FY 2026-27	FY 2027-28	Outer Years	Total Cost
	Current	Adopted	Recommended					
Fund:	2210-Measure I							
Architect & Eng Svcs	-	-	-	-	-	-	-	-
Land Purchases	-	-	-	-	-	-	-	-
Construction Contracts	-	345,000	-	-	-	345,000	-	690,000
Other Professional Svcs	-	5,000	-	-	-	5,000	-	10,000
Other Misc Expenses	-	-	-	-	-	-	-	-
Total Cost	\$ -	\$ 350,000	\$ -	\$ -	\$ -	\$ 350,000	\$ -	\$ 700,000
Annual O&M								

Review and Comments:
Annual operating and maintenance costs are included in the City's annual operating budget.
Project ID ST2401: Chino Avenue to Edison Avenue FY 2023-24: \$350,000
Project ID ST28XX: Riverside Drive to Chino Avenue FY2027-28: \$350,000

Chino Avenue Pavement Rehabilitation



**City of Ontario
Capital Improvement Program
Adopted Budget for Fiscal Year 2023-24**

Project Title: Chino Avenue Pavement Rehabilitation	Dept. Responsible: ENG012-Engineering Deposits, Grants and Projects
Location: Chino Avenue two locations: Euclid Avenue to Campus Avenue and Ontario Avenue to Cucamonga Creek Channel	Project Manager: Tricia Espinoza Project ID: See below Project Start Date: 7/1/2023 Project Status: New Project
Description of Improvements: Rehabilitation of the pavement of Chino Avenue from Euclid Avenue to Campus Avenue and from Ontario Ave to Cucamonga Creek Channel with an asphalt rubberized overlay. Construction of traffic signage, striping and related improvements as needed.	CIP Category: Streets DIF Project No: N/A Estimated End Date: 6/30/2024 Total Cost: \$ 350,000
Justification or Significance of Improvement: The existing pavement condition at this location and the desire to extend the useful life of this pavement justify this improvement. This is part of the City's Pavement Management Program.	Project Priority Within CIP Category <input checked="" type="checkbox"/> Essential (Start within 1 year) <input type="checkbox"/> Necessary (Start within 1 to 3 years) <input type="checkbox"/> Desirable (Start within 3 to 5 years)
	Is Project Funding Subject to Award by Outside Agency? <input type="checkbox"/> Yes (provide details in comments) <input checked="" type="checkbox"/> No
	City Council Goals & Objectives: Invest in the City's Infrastructure (Water, Streets, Sewer, Parks, Storm Drains, and Public Facilities)

Fiscal Year	FY 2022-23	FY 2023-24	FY 2024-25	FY 2025-26	FY 2026-27	FY 2027-28	Outer Years	Total Cost
	Current	Adopted	Recommended					
Fund:	2210-Measure I							
Architect & Eng Svcs	-	-	-	-	-	-	-	-
Land Purchases	-	-	-	-	-	-	-	-
Construction Contracts	-	340,000	-	-	-	-	-	340,000
Other Professional Svcs	-	10,000	-	-	-	-	-	10,000
Other Misc Expenses	-	-	-	-	-	-	-	-
Total Cost	\$ -	\$ 350,000	\$ -	\$ -	\$ -	\$ -	\$ -	\$ 350,000
Annual O&M								

Review and Comments:
Annual operating and maintenance costs are included in the City's annual operating budget.
Project ID ST2402: Euclid Avenue to Campus Avenue - \$245,000 Construction Contracts and \$5,000 Other Professional Services
Project ID ST2403: Ontario Avenue to Cucamonga Creek Channel - \$95,000 Construction Contracts and \$5,000 Other Professional Services

Dupont Avenue Pavement Rehabilitation (Greystone Drive to end)



**City of Ontario
Capital Improvement Program
Adopted Budget for Fiscal Year 2023-24**

Project Title: Dupont Avenue Pavement Rehabilitation	Dept. Responsible: ENG012-Engineering Deposits, Grants and Projects
Location: Dupont Avenue from Greystone Drive to End	Project Manager: Tricia Espinoza Project ID: ST2404 Project Start Date: 7/1/2023 Project Status: New Project
Description of Improvements: Rehabilitation of the pavement on Dupont Avenue from Greystone Drive to end with an asphalt rubberized overlay. Construction of missing curb, gutter, access ramps, traffic signage, striping and related improvements as needed.	CIP Category: Streets DIF Project No: N/A Estimated End Date: 6/30/2024 Total Cost: \$ 150,000
Justification or Significance of Improvement: The existing pavement condition at this location and the desire to extend the useful life of this pavement justify this improvement. This is part of the City's Pavement Management Program.	Project Priority Within CIP Category <input checked="" type="checkbox"/> Essential (Start within 1 year) <input type="checkbox"/> Necessary (Start within 1 to 3 years) <input type="checkbox"/> Desirable (Start within 3 to 5 years)
	Is Project Funding Subject to Award by Outside Agency? <input type="checkbox"/> Yes (provide details in comments) <input checked="" type="checkbox"/> No
	City Council Goals & Objectives: Invest in the City's Infrastructure (Water, Streets, Sewer, Parks, Storm Drains, and Public Facilities)

Fiscal Year	FY 2022-23	FY 2023-24	FY 2024-25	FY 2025-26	FY 2026-27	FY 2027-28	Outer Years	Total Cost
	Current	Adopted	Recommended					
Fund:	2210-Measure I							
Architect & Eng Svcs	-	-	-	-	-	-	-	-
Land Purchases	-	-	-	-	-	-	-	-
Construction Contracts	-	145,000	-	-	-	-	-	145,000
Other Professional Svcs	-	5,000	-	-	-	-	-	5,000
Other Misc Expenses	-	-	-	-	-	-	-	-
Total Cost	\$ -	\$ 150,000	\$ -	\$ -	\$ -	\$ -	\$ -	\$ 150,000
Annual O&M								

Review and Comments:
Annual operating and maintenance costs are included in the City's annual operating budget.

Fourth Street Pavement Rehabilitation



**City of Ontario
Capital Improvement Program
Adopted Budget for Fiscal Year 2023-24**

<p>Project Title: Fourth Street Pavement Rehabilitation</p> <p>Location: Various Locations - See review and comments included below</p> <p>Description of Improvements: Rehabilitation of the pavement on Fourth Street from Archibald Avenue to Haven Avenue with an asphalt rubberized overlay. Construction of missing curb, gutter, access ramps, traffic signage, striping and related improvements as needed.</p> <p>Justification or Significance of Improvement: The existing pavement condition at this location and the desire to extend the useful life of this pavement justify this improvement. This is part of the City's Pavement Management Program.</p>	<p>Dept. Responsible: ENG012-Engineering Deposits, Grants and Projects</p> <p>Project Manager: Tricia Espinoza</p> <p>Project ID: See below</p> <p>Project Start Date: 7/1/2023</p> <p>Project Status: New Project</p> <p>CIP Category: Streets</p> <p>DIF Project No: N/A</p> <p>Estimated End Date: 6/30/2027</p> <p>Total Cost: \$ 3,150,000</p> <p>Project Priority Within CIP Category</p> <p><input checked="" type="checkbox"/> Essential (Start within 1 year)</p> <p><input type="checkbox"/> Necessary (Start within 1 to 3 years)</p> <p><input type="checkbox"/> Desirable (Start within 3 to 5 years)</p> <p>Is Project Funding Subject to Award by Outside Agency?</p> <p><input type="checkbox"/> Yes (provide details in comments)</p> <p><input checked="" type="checkbox"/> No</p> <p>City Council Goals & Objectives: Invest in the City's Infrastructure (Water, Streets, Sewer, Parks, Storm Drains, and Public Facilities)</p>
---	--

Fiscal Year	FY 2022-23	FY 2023-24	FY 2024-25	FY 2025-26	FY 2026-27	FY 2027-28	Outer Years	Total Cost
	Current	Adopted	Recommended					
Fund:	2210-Measure I							
Architect & Eng Svcs	-	-	-	-	-	-	-	-
Land Purchases	-	-	-	-	-	-	-	-
Construction Contracts	-	595,000	595,000	-	595,000	-	-	1,785,000
Other Professional Svcs	-	5,000	5,000	-	5,000	-	-	15,000
Other Misc Expenses	-	-	-	-	-	-	-	-
Fund:	2531-Road Maint & Rehab Acct (SB 1)							
Architect & Eng Svcs	-	-	-	-	-	-	-	-
Land Purchases	-	-	-	-	-	-	-	-
Construction Contracts	-	670,000	-	-	670,000	-	-	1,340,000
Other Professional Svcs	-	5,000	-	-	5,000	-	-	10,000
Other Misc Expenses	-	-	-	-	-	-	-	-
Total Cost	\$ -	\$ 1,275,000	\$ 600,000	\$ -	\$ 1,275,000	\$ -	\$ -	\$ 3,150,000
Annual O&M								

Review and Comments:
ST2413: Sultana Ave to Cucamonga Ave - 2210-Measure I FY2023-24: \$600,000
ST2414: I-10 Freeway to Vineyard Ave - 2531-Road Maint & Rehab Acct (SB 1) FY2023-24: \$675,000
 Benson Ave to Mountain Ave - 2210-Measure I FY2024-25: \$600,000
 Wineville Ave to Etiwanda Ave - 2210-Measure I FY2026-27: \$600,000
 Archibald Ave to Haven Ave -2531-Road Maint & Rehab Acct (SB 1) FY2026-27: \$675,000

G Street Pavement Rehabilitation (Allyn to Grove)



City of Ontario
Capital Improvement Program
Adopted Budget for Fiscal Year 2023-24

Project Title: G Street Pavement Rehabilitation Location: G Street from Allyn Avenue to Grove Avenue Description of Improvements: Rehabilitation of the pavement on G Street from Allyn Avenue to Grove Avenue with an asphalt rubberized overlay. Construction of missing curb, gutter, access ramps, traffic signage, striping and related improvements as needed.	Dept. Responsible: ENG012-Engineering Deposits, Grants and Projects Project Manager: Tricia Espinoza Project ID: ST2405 Project Start Date: 7/1/2023 Project Status: New Project CIP Category: Streets DIF Project No: N/A Estimated End Date: 6/30/2024 Total Cost: \$ 600,000
Justification or Significance of Improvement: The existing pavement condition at this location and the desire to extend the useful life of this pavement justify this improvement. This is part of the City's Pavement Management Program.	Project Priority Within CIP Category <input checked="" type="checkbox"/> Essential (Start within 1 year) <input type="checkbox"/> Necessary (Start within 1 to 3 years) <input type="checkbox"/> Desirable (Start within 3 to 5 years)
	Is Project Funding Subject to Award by Outside Agency? <input type="checkbox"/> Yes (provide details in comments) <input checked="" type="checkbox"/> No
	City Council Goals & Objectives: Invest in the City's Infrastructure (Water, Streets, Sewer, Parks, Storm Drains, and Public Facilities)

Fiscal Year	FY 2022-23	FY 2023-24	FY 2024-25	FY 2025-26	FY 2026-27	FY 2027-28	Outer Years	Total Cost
	Current	Adopted	Recommended					
Fund:	2531-Road Maint & Rehab Acct (SB 1)							
Architect & Eng Svcs	-	-	-	-	-	-	-	-
Land Purchases	-	-	-	-	-	-	-	-
Construction Contracts	-	595,000	-	-	-	-	-	595,000
Other Professional Svcs	-	5,000	-	-	-	-	-	5,000
Other Misc Expenses	-	-	-	-	-	-	-	-
Total Cost	\$ -	\$ 600,000	\$ -	\$ -	\$ -	\$ -	\$ -	\$ 600,000
Annual O&M								

Review and Comments:
 Annual operating and maintenance costs are included in City's annual operating budget.

Greystone Drive Pavement Rehabilitation (Doubleday Ave to Milliken)



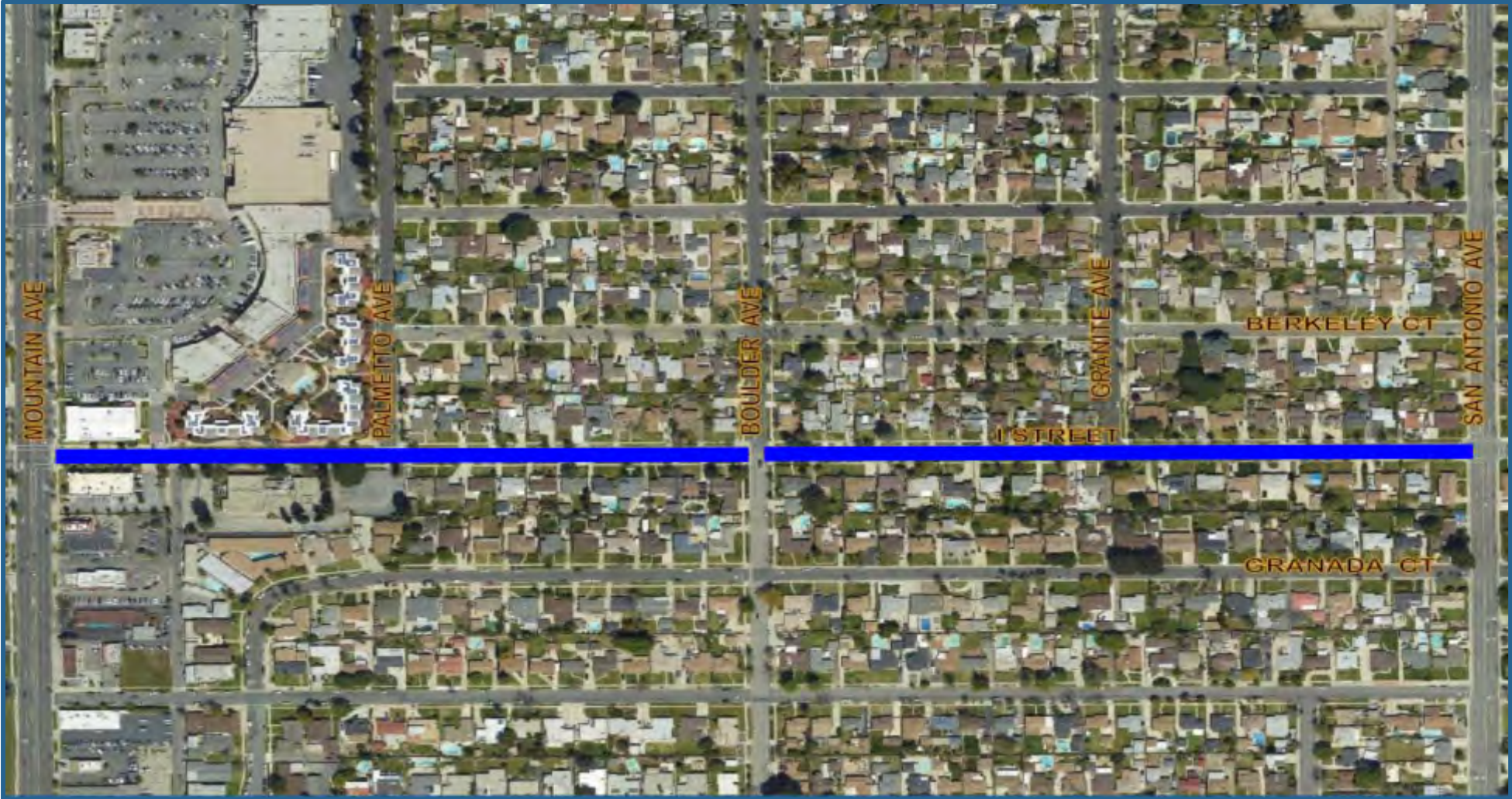
**City of Ontario
Capital Improvement Program
Adopted Budget for Fiscal Year 2023-24**

Project Title: Greystone Drive Pavement Rehabilitation	Dept. Responsible: ENG012-Engineering Deposits, Grants and Projects
Location: Greystone Drive from Doubleday Avenue to Milliken Avenue	Project Manager: Tricia Espinoza Project ID: ST2406 Project Start Date: 7/1/2023 Project Status: New Project
Description of Improvements: Rehabilitation of the pavement on Greystone Drive from Doubleday Avenue to Milliken Avenue with an asphalt rubberized overlay. Construction of missing curb, gutter, access ramps, traffic signage, striping and related improvements as needed.	CIP Category: Streets DIF Project No: N/A Estimated End Date: 6/30/2024 Total Cost: \$ 550,000
Justification or Significance of Improvement: The existing pavement condition at this location and the desire to extend the useful life of this pavement justify this improvement. This is part of the City's Pavement Management Program.	Project Priority Within CIP Category <input checked="" type="checkbox"/> Essential (Start within 1 year) <input type="checkbox"/> Necessary (Start within 1 to 3 years) <input type="checkbox"/> Desirable (Start within 3 to 5 years)
	Is Project Funding Subject to Award by Outside Agency? <input type="checkbox"/> Yes (provide details in comments) <input checked="" type="checkbox"/> No
	City Council Goals & Objectives: Invest in the City's Infrastructure (Water, Streets, Sewer, Parks, Storm Drains, and Public Facilities)

Fiscal Year	FY 2022-23	FY 2023-24	FY 2024-25	FY 2025-26	FY 2026-27	FY 2027-28	Outer Years	Total Cost
	Current	Adopted	Recommended					
Fund:	2210-Measure I							
Architect & Eng Svcs	-	-	-	-	-	-	-	-
Land Purchases	-	-	-	-	-	-	-	-
Construction Contracts	-	545,000	-	-	-	-	-	545,000
Other Professional Svcs	-	5,000	-	-	-	-	-	5,000
Other Misc Expenses	-	-	-	-	-	-	-	-
Total Cost	\$ -	\$ 550,000	\$ -	\$ -	\$ -	\$ -	\$ -	\$ 550,000
Annual O&M								

Review and Comments:
Annual operating and maintenance costs are included in the City's annual operating budget.

I Street Pavement Rehabilitation (Mountain to San Antonio)



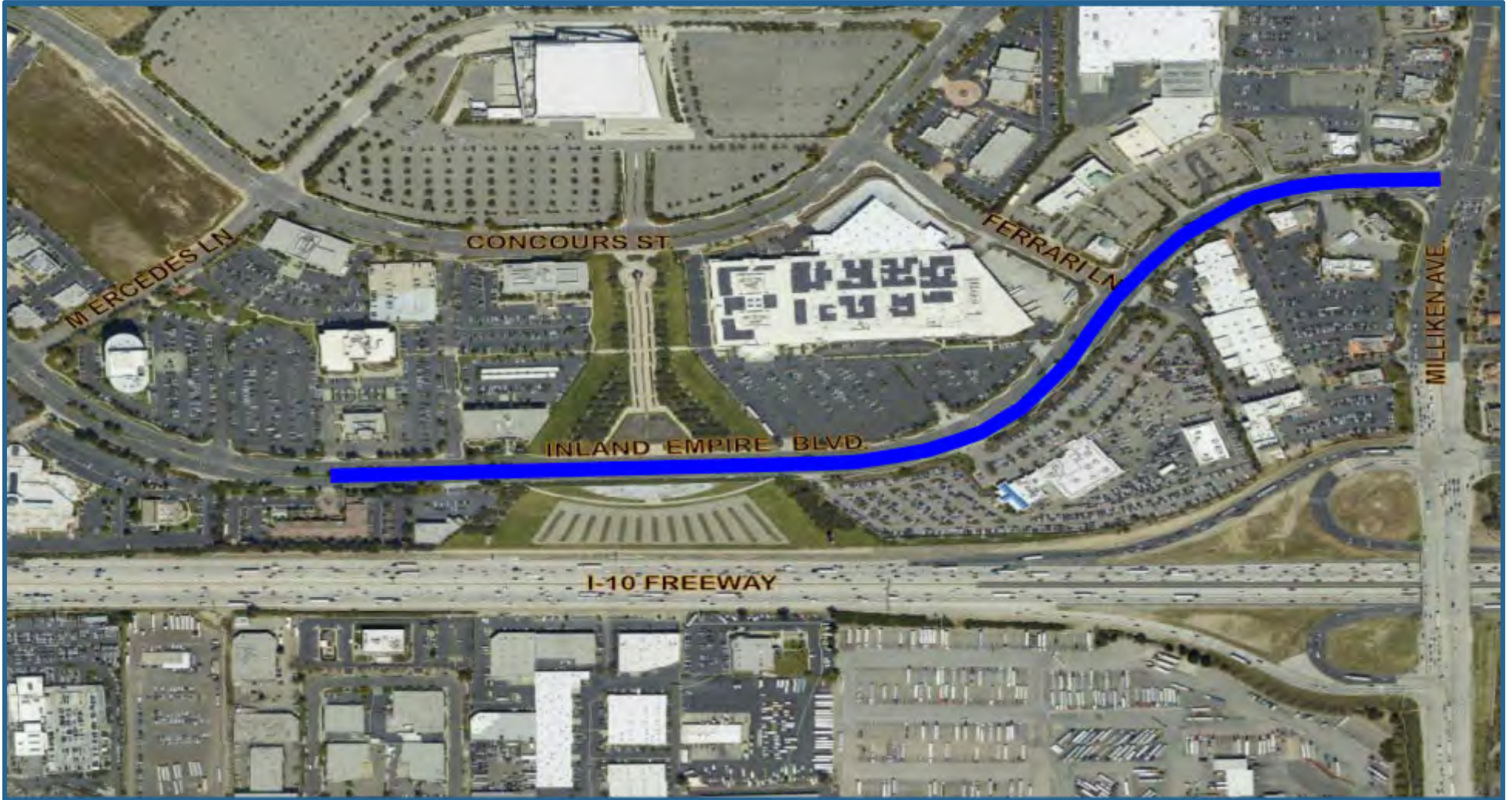
**City of Ontario
Capital Improvement Program
Adopted Budget for Fiscal Year 2023-24**

Project Title: I Street Pavement Rehabilitation	Dept. Responsible: ENG012-Engineering Deposits, Grants and Projects
Location: I Street from Mountain Avenue to San Antonio Avenue	Project Manager: Tricia Espinoza Project ID: ST2407 Project Start Date: 7/1/2023 Project Status: New Project
Description of Improvements: Rehabilitation of the pavement on I Street from Mountain Avenue to San Antonio Avenue with an asphalt rubberized overlay. Construction of missing curb, gutter, access ramps, traffic signage, striping and related improvements as needed.	CIP Category: Streets DIF Project No: N/A Estimated End Date: 6/30/2024 Total Cost: \$ 600,000
Justification or Significance of Improvement: The existing pavement condition at this location and the desire to extend the useful life of this pavement justify this improvement. This is part of the City's Pavement Management Program.	Project Priority Within CIP Category <input checked="" type="checkbox"/> Essential (Start within 1 year) <input type="checkbox"/> Necessary (Start within 1 to 3 years) <input type="checkbox"/> Desirable (Start within 3 to 5 years)
	Is Project Funding Subject to Award by Outside Agency? <input type="checkbox"/> Yes (provide details in comments) <input checked="" type="checkbox"/> No
	City Council Goals & Objectives: Invest in the City's Infrastructure (Water, Streets, Sewer, Parks, Storm Drains, and Public Facilities)

Fiscal Year	FY 2022-23	FY 2023-24	FY 2024-25	FY 2025-26	FY 2026-27	FY 2027-28	Outer Years	Total Cost
	Current	Adopted	Recommended					
Fund:	2531-Road Maint & Rehab Acct (SB 1)							
Architect & Eng Svcs	-	-	-	-	-	-	-	-
Land Purchases	-	-	-	-	-	-	-	-
Construction Contracts	-	595,000	-	-	-	-	-	595,000
Other Professional Svcs	-	5,000	-	-	-	-	-	5,000
Other Misc Expenses	-	-	-	-	-	-	-	-
Total Cost	\$ -	\$ 600,000	\$ -	\$ -	\$ -	\$ -	\$ -	\$ 600,000
Annual O&M								

Review and Comments:
Annual operating and maintenance costs are included in the City's annual operating budget.

Inland Empire Boulevard Pavement Rehabilitation (Mercedes Lane to Milliken)



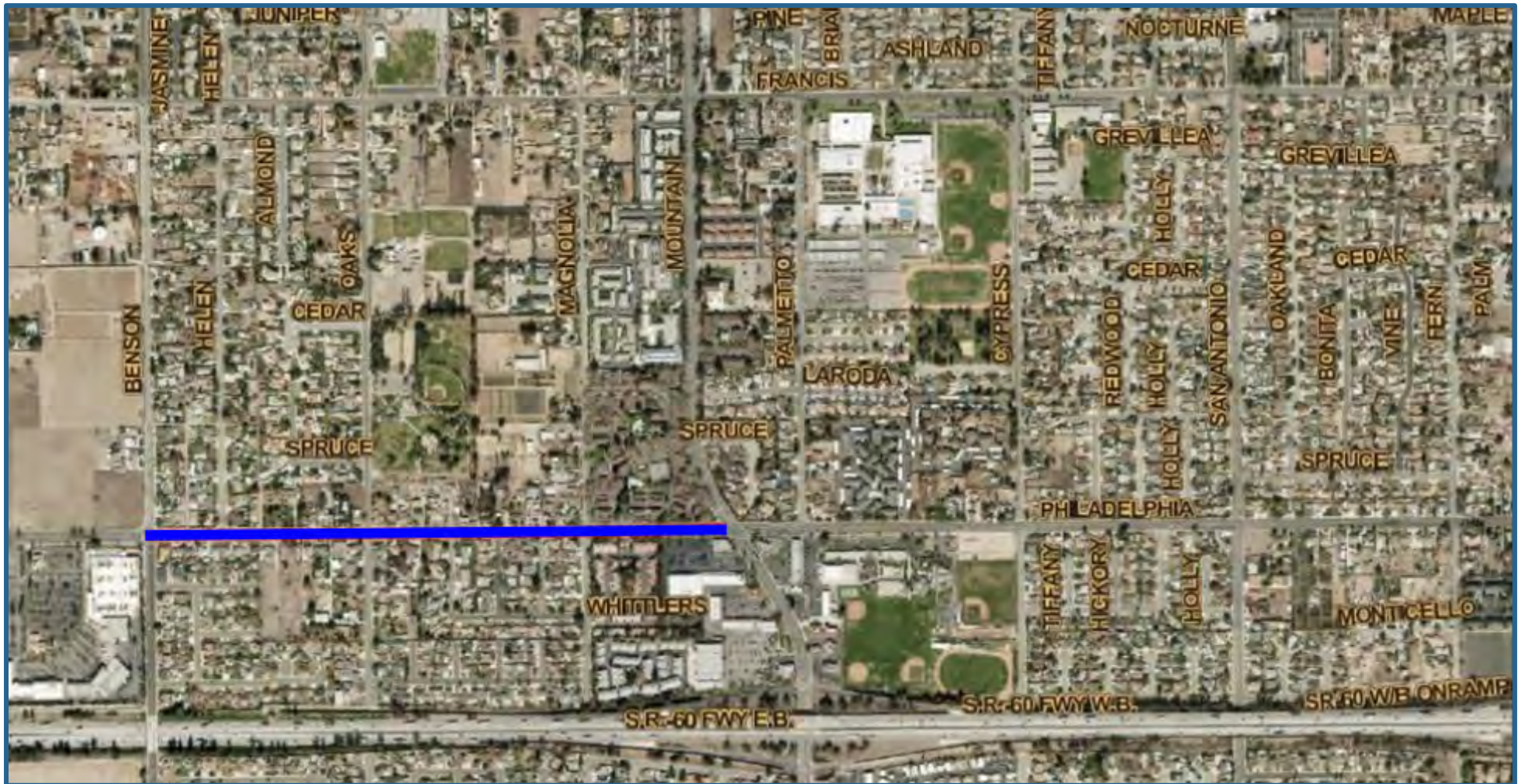
**City of Ontario
Capital Improvement Program
Adopted Budget for Fiscal Year 2023-24**

Project Title: Inland Empire Boulevard Pavement Rehabilitation	Dept. Responsible: ENG012-Engineering Deposits, Grants and Projects
Location: Inland Empire Boulevard from Mercedes Lane to Milliken Avenue	Project Manager: Tricia Espinoza Project ID: ST2408 Project Start Date: 7/1/2023 Project Status: New Project
Description of Improvements: Rehabilitation of the pavement on Inland Empire Boulevard from Mercedes Lane to Milliken Avenue with an asphalt rubberized overlay. Construction of missing curb, gutter, access ramps, traffic signage, striping and related improvements as needed.	CIP Category: Streets DIF Project No: N/A Estimated End Date: 6/30/2024 Total Cost: \$ 1,000,000
Justification or Significance of Improvement: The existing pavement condition at this location and the desire to extend the useful life of this pavement justify this improvement. This is part of the City's Pavement Management Program.	Project Priority Within CIP Category <input checked="" type="checkbox"/> Essential (Start within 1 year) <input type="checkbox"/> Necessary (Start within 1 to 3 years) <input type="checkbox"/> Desirable (Start within 3 to 5 years)
	Is Project Funding Subject to Award by Outside Agency? <input type="checkbox"/> Yes (provide details in comments) <input checked="" type="checkbox"/> No
	City Council Goals & Objectives: Invest in the City's Infrastructure (Water, Streets, Sewer, Parks, Storm Drains, and Public Facilities)

Fiscal Year	FY 2022-23	FY 2023-24	FY 2024-25	FY 2025-26	FY 2026-27	FY 2027-28	Outer Years	Total Cost
	Current	Adopted	Recommended					
Fund:	2210-Measure I							
Architect & Eng Svcs	-	-	-	-	-	-	-	-
Land Purchases	-	-	-	-	-	-	-	-
Construction Contracts	-	995,000	-	-	-	-	-	995,000
Other Professional Svcs	-	5,000	-	-	-	-	-	5,000
Other Misc Expenses	-	-	-	-	-	-	-	-
Total Cost	\$ -	\$ 1,000,000	\$ -	\$ -	\$ -	\$ -	\$ -	\$ 1,000,000
Annual O&M								

Review and Comments:
Annual operating and maintenance costs are included in the City's annual operating budget.

Philadelphia Street Pavement Rehabilitation



**City of Ontario
Capital Improvement Program
Adopted Budget for Fiscal Year 2023-24**

Project Title: Philadelphia Street Pavement Rehabilitation Location: Philadelphia Street various locations - see review and comments included below Description of Improvements: Rehabilitation of the pavement on Philadelphia Street from Haven Avenue to Mission Boulevard with an asphalt rubberized overlay. Construction of missing curb, gutter, access ramps, traffic signage, striping and related improvements as needed. Justification or Significance of Improvement: The existing pavement condition at this location and the desire to extend the useful life of this pavement justify this improvement. This is part of the City's Pavement Management Program.	Dept. Responsible: ENG012-Engineering Deposits, Grants and Projects Project Manager: Tricia Espinoza Project ID: ST2412 Project Start Date: 7/1/2023 Project Status: Future CIP Category: Streets DIF Project No: N/A Estimated End Date: 6/30/2026 Total Cost: \$ 3,155,000 Project Priority Within CIP Category <input type="checkbox"/> Essential (Start within 1 year) <input checked="" type="checkbox"/> Necessary (Start within 1 to 3 years) <input type="checkbox"/> Desirable (Start within 3 to 5 years) Is Project Funding Subject to Award by Outside Agency? <input type="checkbox"/> Yes (provide details in comments) <input checked="" type="checkbox"/> No City Council Goals & Objectives: Invest in the City's Infrastructure (Water, Streets, Sewer, Parks, Storm Drains, and Public Facilities)
---	--

Fiscal Year	FY 2022-23	FY 2023-24	FY 2024-25	FY 2025-26	FY 2026-27	FY 2027-28	Outer Years	Total Cost
	Current	Adopted	Recommended					
Fund:	2210-Measure I							
Architect & Eng Svcs	-	-	-	-	-	-	-	-
Land Purchases	-	-	-	-	-	-	-	-
Construction Contracts	-	1,980,000	610,000	-	-	-	-	2,590,000
Other Professional Svcs	-	20,000	5,000	-	-	-	-	25,000
Other Misc Expenses	-	-	-	-	-	-	-	-
Fund:	2531-Road Maint & Rehab Acct (SB 1)							
Architect & Eng Svcs	-	-	-	-	-	-	-	-
Land Purchases	-	-	-	-	-	-	-	-
Construction Contracts	-	-	-	535,000	-	-	-	535,000
Other Professional Svcs	-	-	-	5,000	-	-	-	5,000
Other Misc Expenses	-	-	-	-	-	-	-	-
Total Cost	\$ -	\$ 2,000,000	\$ 615,000	\$ 540,000	\$ -	\$ -	\$ -	\$ 3,155,000
Annual O&M								

Review and Comments:
 Annual operating and maintenance costs are included in the City's annual operating budget.
 Rochester Ave to Etiwanda Ave: FY2023-24 \$2,000,000
 Haven Ave to Mission Ave: FY2024-25 \$615,000
 Benson Ave to Mountain Ave: FY2025-26 \$540,000

Vintage Avenue Pavement Rehabilitation



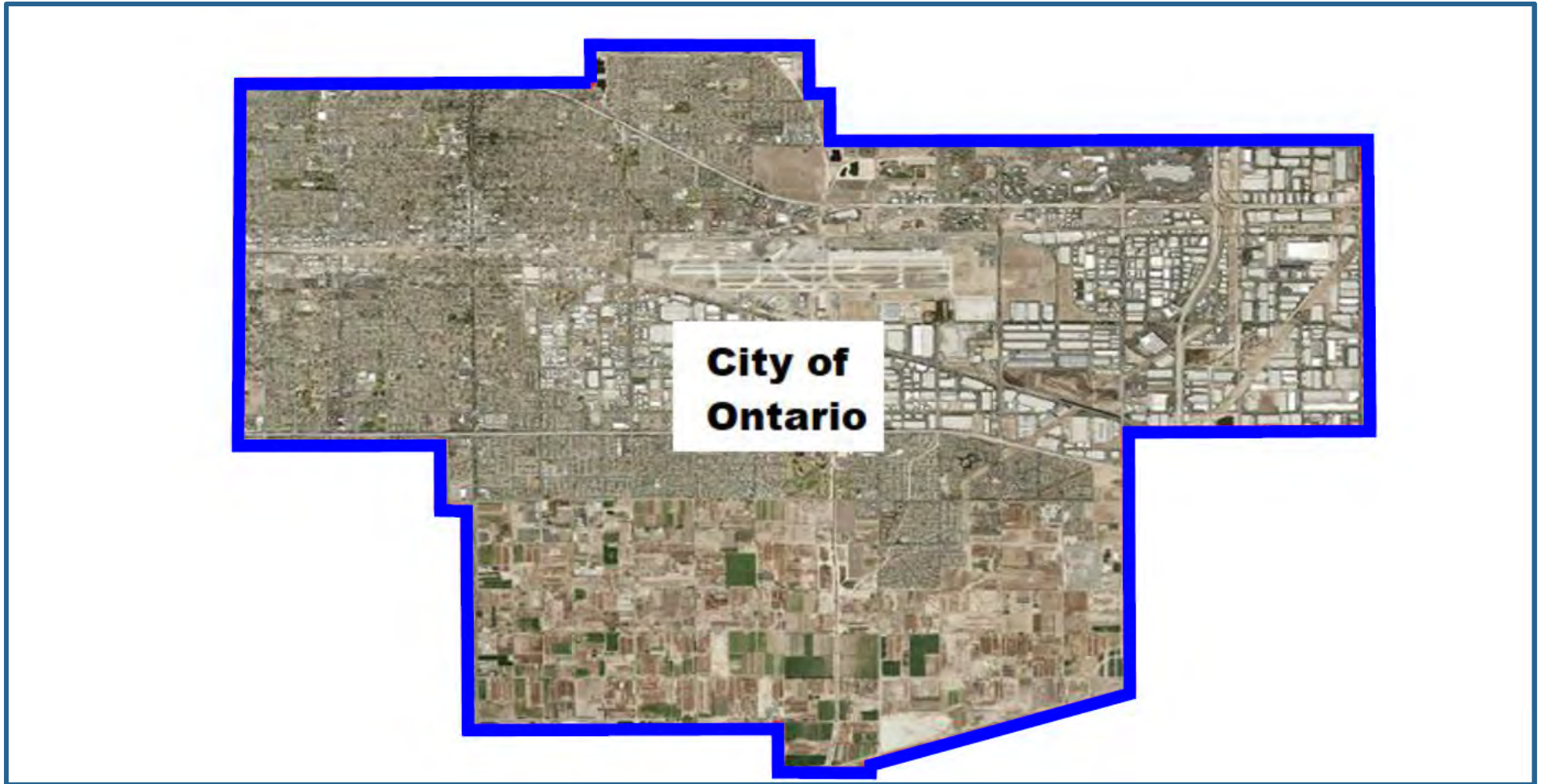
**City of Ontario
Capital Improvement Program
Adopted Budget for Fiscal Year 2023-24**

Project Title: Vintage Avenue Pavement Rehabilitation	Dept. Responsible: ENG012-Engineering Deposits, Grants and Projects
Location: Vintage Avenue two locations. See review and comments included below.	Project Manager: Tricia Espinoza Project ID: See below Project Start Date: 7/1/2023 Project Status: New Project
Description of Improvements: Rehabilitation of the pavement on Vintage Avenue from Francis Street to Philadelphia Street and from Santa Ana Street to Jurupa Street with an asphalt rubberized overlay. Construction of missing curb, gutter, access ramps, traffic signage, striping and related improvements as needed.	CIP Category: Streets DIF Project No: Estimated End Date: 6/30/2024 Total Cost: \$ 900,000
Justification or Significance of Improvement: The existing pavement condition at these locations and the desire to extend the useful life of the pavement justify this improvement. This is part of the City's Pavement Management Program.	Project Priority Within CIP Category <input checked="" type="checkbox"/> Essential (Start within 1 year) <input type="checkbox"/> Necessary (Start within 1 to 3 years) <input type="checkbox"/> Desirable (Start within 3 to 5 years)
	Is Project Funding Subject to Award by Outside Agency? <input type="checkbox"/> Yes (provide details in comments) <input checked="" type="checkbox"/> No
	City Council Goals & Objectives: Invest in the City's Infrastructure (Water, Streets, Sewer, Parks, Storm Drains, and Public Facilities)

Fiscal Year	FY 2022-23	FY 2023-24	FY 2024-25	FY 2025-26	FY 2026-27	FY 2027-28	Outer Years	Total Cost
	Current	Adopted	Recommended					
Fund:	2210-Measure I							
Architect & Eng Svcs	-	-	-	-	-	-	-	-
Land Purchases	-	-	-	-	-	-	-	-
Construction Contracts	-	890,000	-	-	-	-	-	890,000
Other Professional Svcs	-	10,000	-	-	-	-	-	10,000
Other Misc Expenses	-	-	-	-	-	-	-	-
Total Cost	\$ -	\$ 900,000	\$ -	\$ -	\$ -	\$ -	\$ -	\$ 900,000
Annual O&M								

Review and Comments:
 Annual operating and maintenance costs are included in the City's annual operating budget
ST2410 - Francis Street to Philadelphia Street - \$550,000 (\$545,000 Construction Contracts & \$5,000 Other Professional Svcs)
ST2411 - Santa Ana St. to Jurupa Street - \$350,000 (\$345,000 Construction Contracts & \$5,000 Other Professional Svcs)

Annual Curb and Gutter, Sidewalk and Ramp Improvements Project



City of Ontario
Capital Improvement Program
Recommended Budget for Fiscal Year 2024-25

Project Title: Annual Curb and Gutter, Sidewalk and Ramp Improvements Project Location: Various Citywide Locations Description of Improvements: Construction of curb and gutter, missing sidewalks and ramps at various locations throughout the City in conjunction with the annual pavement rehabilitation and street maintenance projects. Justification or Significance of Improvement: The construction of curb and gutter will aid in reducing storm water impacts by serving as a channel for surface water. The construction or reconstruction of missing or damaged sidewalks and ramps will provide safe and accessible routes for pedestrians and will enhance connectivity and general public health.	Dept. Responsible: ENG012-Engineering Deposits, Grants and Projects Project Manager: Tricia Espinoza Project ID: ST Project Start Date: 7/1/2024 Project Status: New Project CIP Category: Streets DIF Project No: N/A Estimated End Date: 6/30/2028 Total Cost: \$ 10,000,000 Project Priority Within CIP Category <input type="checkbox"/> Essential (Start within 1 year) <input checked="" type="checkbox"/> Necessary (Start within 1 to 3 years) <input type="checkbox"/> Desirable (Start within 3 to 5 years) Is Project Funding Subject to Award by Outside Agency? <input type="checkbox"/> Yes (provide details in comments) <input checked="" type="checkbox"/> No City Council Goals & Objectives: Focus Resources in Ontario's Commercial and Residential Neighborhoods Invest in the City's Infrastructure (Water, Streets, Sewer, Parks, Storm Drains, and Public Facilities)
--	---

Fiscal Year	FY 2022-23	FY 2023-24	FY 2024-25	FY 2025-26	FY 2026-27	FY 2027-28	Outer Years	Total Cost
	Current	Adopted	Recommended					
Fund:	4011-Capital Projects - Measure Q							
Architect & Eng Svcs	-	-	-	-	-	-	-	-
Land Purchases	-	-	-	-	-	-	-	-
Construction Contracts	-	-	2,500,000	2,500,000	2,500,000	2,500,000	-	10,000,000
Other Professional Svcs	-	-	-	-	-	-	-	-
Other Misc Expenses	-	-	-	-	-	-	-	-
Total Cost	\$ -	\$ -	\$ 2,500,000	\$ 2,500,000	\$ 2,500,000	\$ 2,500,000	\$ -	\$ 10,000,000
Annual O&M								

Review and Comments:

Archibald Avenue Pavement Rehabilitation



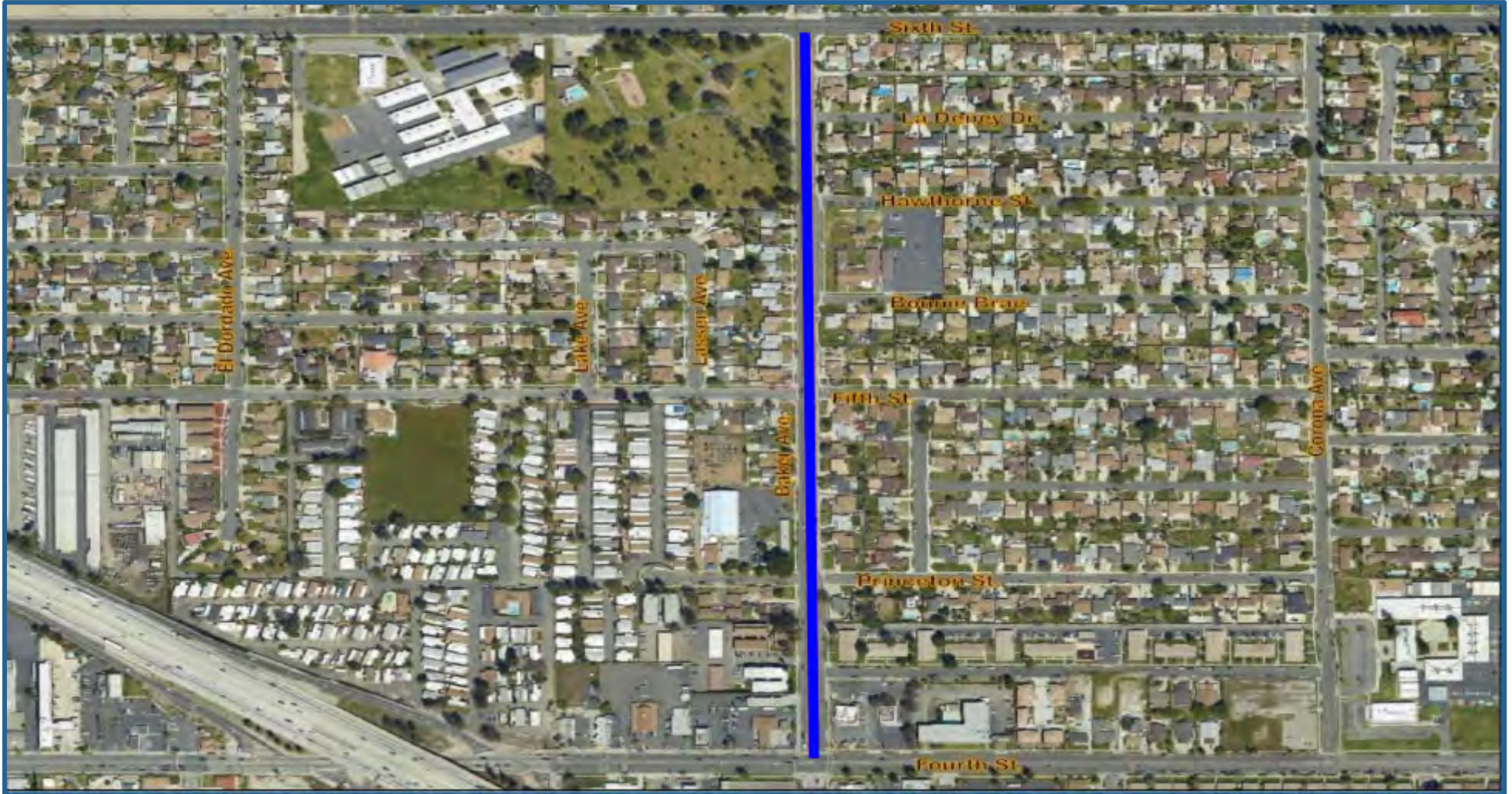
**City of Ontario
Capital Improvement Program
Recommended Budget for Fiscal Year 2024-25**

Project Title: Archibald Avenue Pavement Rehabilitation Location: Archibald Avenue Various locations - see review and comments included below. Description of Improvements: Rehabilitation of the pavement on Archibald Avenue with an asphalt rubberized overlay. Construction of missing curb, gutter, access ramps, traffic signage, striping and related improvements as needed. Justification or Significance of Improvement: The existing pavement condition at this location and the desire to extend the useful life of this pavement justify this improvement. This is part of the City's Pavement Management Program.	Dept. Responsible: ENG012-Engineering Deposits, Grants and Projects Project Manager: Tricia Espinoza Project ID: ST Project Start Date: 7/1/2024 Project Status: Future CIP Category: Streets DIF Project No: N/A Estimated End Date: 6/30/2028 Total Cost: \$ 2,200,000 Project Priority Within CIP Category <input type="checkbox"/> Essential (Start within 1 year) <input type="checkbox"/> Necessary (Start within 1 to 3 years) <input checked="" type="checkbox"/> Desirable (Start within 3 to 5 years) Is Project Funding Subject to Award by Outside Agency? <input type="checkbox"/> Yes (provide details in comments) <input checked="" type="checkbox"/> No City Council Goals & Objectives: Invest in the City's Infrastructure (Water, Streets, Sewer, Parks, Storm Drains, and Public Facilities)
--	--

Fiscal Year	FY 2022-23	FY 2023-24	FY 2024-25	FY 2025-26	FY 2026-27	FY 2027-28	Outer Years	Total Cost
	Current	Adopted	Recommended					
Fund:	2210-Measure I							
Architect & Eng Svcs	-	-	-	-	-	-	-	-
Land Purchases	-	-	-	-	-	-	-	-
Construction Contracts	-	-	-	-	-	995,000	-	995,000
Other Professional Svcs	-	-	-	-	-	5,000	-	5,000
Other Misc Expenses	-	-	-	-	-	-	-	-
Fund:	2531-Road Maint & Rehab Acct (SB 1)							
Architect & Eng Svcs	-	-	-	-	-	-	-	-
Land Purchases	-	-	-	-	-	-	-	-
Construction Contracts	-	-	595,000	-	-	595,000	-	1,190,000
Other Professional Svcs	-	-	5,000	-	-	5,000	-	10,000
Other Misc Expenses	-	-	-	-	-	-	-	-
Total Cost	\$ -	\$ -	\$ 600,000	\$ -	\$ -	\$ 1,600,000	\$ -	\$ 2,200,000
Annual O&M								

Review and Comments:
 Annual operating and maintenance costs are included in the City's annual operating budget.
 Inland Empire Boulevard to Interstate-10 Freeway: \$600,000
 Riverside Drive to Schaefer Avenue 2210-Measure I: \$1,000,000
 Eucalyptus Avenue to Victoria Street 2531-Road Maint & Rehab Acct (SB 1): \$600,000

Baker Avenue Pavement Rehabilitation (Sixth to Fourth)



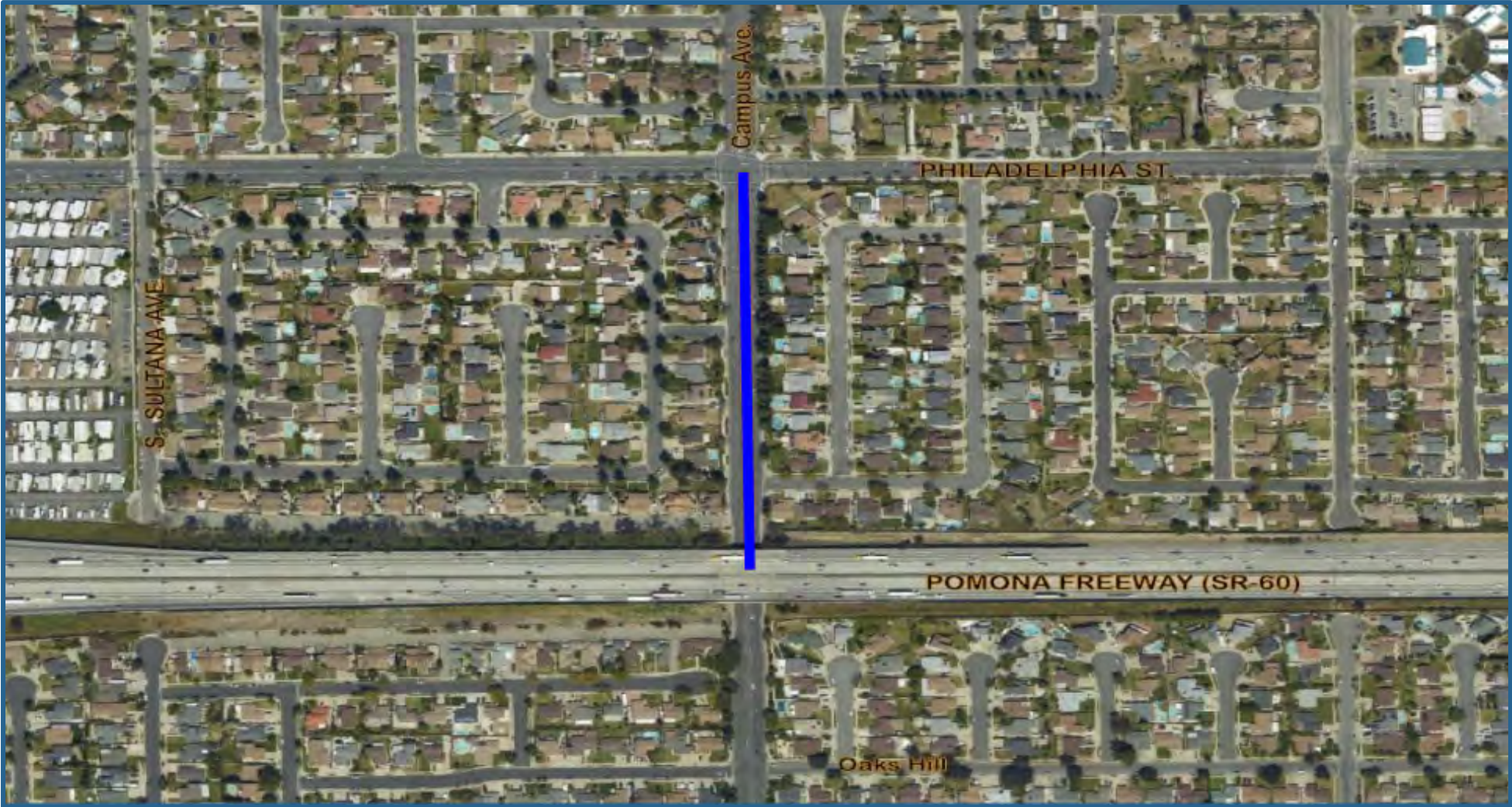
City of Ontario
Capital Improvement Program
Recommended Budget for Fiscal Year 2024-25

Project Title: Baker Ave Pavement Rehabilitation (Sixth to Fourth)	Dept. Responsible: ENG012-Engineering Deposits, Grants and Projects Project Manager: Tricia Espinoza Project ID: ST Project Start Date: 7/1/2024 Project Status: Future
Location: Baker Avenue from Sixth Street to Fourth Street	CIP Category: Streets DIF Project No: N/A Estimated End Date: 6/30/2025 Total Cost: \$ 500,000
Description of Improvements: Rehabilitation of the pavement on Baker Avenue from Sixth Street to Fourth Street with an asphalt rubberized overlay. Construction of missing curb, gutter, access ramps, traffic signage, striping and related improvements as needed.	Project Priority Within CIP Category <input type="checkbox"/> Essential (Start within 1 year) <input checked="" type="checkbox"/> Necessary (Start within 1 to 3 years) <input type="checkbox"/> Desirable (Start within 3 to 5 years)
Justification or Significance of Improvement: The existing pavement condition at this location and the desire to extend the useful life of this pavement justify this improvement. This is part of the City's Pavement Management Program.	Is Project Funding Subject to Award by Outside Agency? <input type="checkbox"/> Yes (provide details in comments) <input checked="" type="checkbox"/> No
City Council Goals & Objectives: Invest in the City's Infrastructure (Water, Streets, Sewer, Parks, Storm Drains, and Public Facilities)	

Fiscal Year	FY 2022-23	FY 2023-24	FY 2024-25	FY 2025-26	FY 2026-27	FY 2027-28	Outer Years	Total Cost
	Current	Adopted	Recommended					
Fund:	2210-Measure I							
Architect & Eng Svcs	-	-	-	-	-	-	-	-
Land Purchases	-	-	-	-	-	-	-	-
Construction Contracts	-	-	495,000	-	-	-	-	495,000
Other Professional Svcs	-	-	5,000	-	-	-	-	5,000
Other Misc Expenses	-	-	-	-	-	-	-	-
Total Cost	\$ -	\$ -	\$ 500,000	\$ -	\$ -	\$ -	\$ -	\$ 500,000
Annual O&M								

Review and Comments:
 Annual operating and maintenance costs are included in the City's annual operating budget.

Campus Avenue Pavement Rehabilitation (Philadelphia to State Route-60)



City of Ontario
Capital Improvement Program
Recommended Budget for Fiscal Year 2024-25

<p>Project Title: Campus Avenue Pavement Rehabilitation (Philadelphia to SR-60)</p> <p>Location: Campus Avenue from Philadelphia Street to State Route-60 Freeway</p> <p>Description of Improvements: Rehabilitation of the pavement on Campus Avenue from Philadelphia Street to the State Route-60 Freeway with an asphalt rubberized overlay. Construction of missing curb, gutter, access ramps, traffic signage, striping and related improvements as needed.</p> <p>Justification or Significance of Improvement: The existing pavement condition at this location and the desire to extend the useful life of this pavement justify this improvement. This is part of the City's Pavement Management Program.</p>	<p>Dept. Responsible: ENG012-Engineering Deposits, Grants and Projects</p> <p>Project Manager: Tricia Espinoza</p> <p>Project ID: ST</p> <p>Project Start Date: 7/1/2024</p> <p>Project Status: Future</p> <p>CIP Category: Streets</p> <p>DIF Project No: N/A</p> <p>Estimated End Date: 6/30/2025</p> <p>Total Cost: \$ 600,000</p> <p>Project Priority Within CIP Category</p> <p><input type="checkbox"/> Essential (Start within 1 year)</p> <p><input checked="" type="checkbox"/> Necessary (Start within 1 to 3 years)</p> <p><input type="checkbox"/> Desirable (Start within 3 to 5 years)</p> <p>Is Project Funding Subject to Award by Outside Agency?</p> <p><input type="checkbox"/> Yes (provide details in comments)</p> <p><input checked="" type="checkbox"/> No</p> <p>City Council Goals & Objectives: Invest in the City's Infrastructure (Water, Streets, Sewer, Parks, Storm Drains, and Public Facilities)</p>
--	---

Fiscal Year	FY 2022-23	FY 2023-24	FY 2024-25	FY 2025-26	FY 2026-27	FY 2027-28	Outer Years	Total Cost
	Current	Adopted	Recommended					
Fund:	2531-Road Maint & Rehab Acct (SB 1)							
Architect & Eng Svcs	-	-	-	-	-	-	-	-
Land Purchases	-	-	-	-	-	-	-	-
Construction Contracts	-	-	595,000	-	-	-	-	595,000
Other Professional Svcs	-	-	5,000	-	-	-	-	5,000
Other Misc Expenses	-	-	-	-	-	-	-	-
Total Cost	\$ -	\$ -	\$ 600,000	\$ -	\$ -	\$ -	\$ -	\$ 600,000
Annual O&M								

Review and Comments:
 Annual operating and maintenance costs are included in the City's annual operating budget.

Corona Avenue Pavement Rehabilitation (Princeton to Fourth)



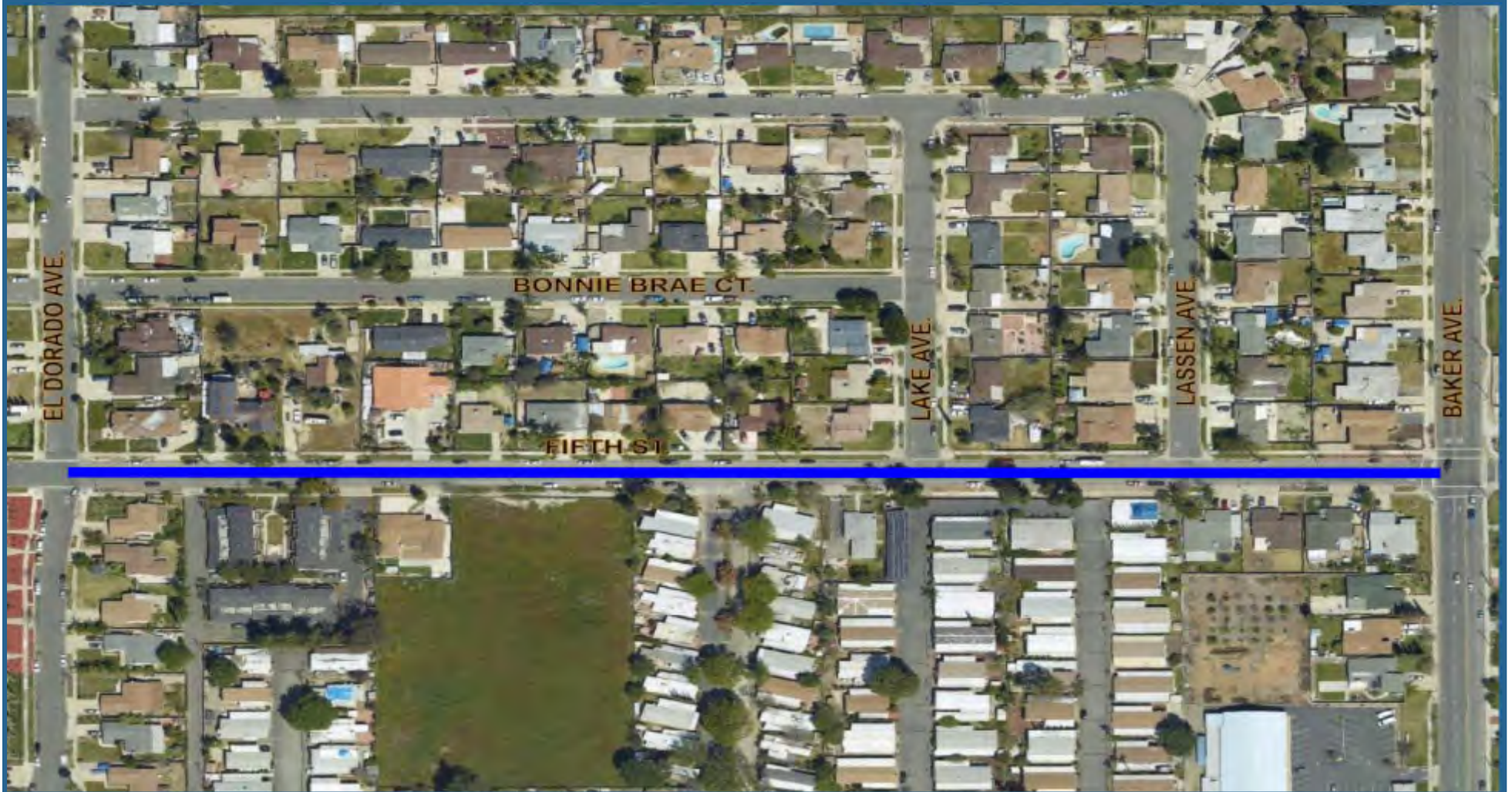
City of Ontario
Capital Improvement Program
Recommended Budget for Fiscal Year 2024-25

Project Title: Corona Avenue Pavement Rehabilitation	Dept. Responsible: ENG012-Engineering Deposits, Grants and Projects								
Location: Corona Avenue from Princeton Street to Fourth Street	Project Manager: Tricia Espinoza Project ID: ST Project Start Date: 7/1/2024 Project Status: Future								
Description of Improvements: Rehabilitation of the pavement on Corona Avenue from Princeton Street to Fourth Street with an asphalt rubberized overlay. Construction of missing curb, gutter, access ramps, traffic signage, striping and related improvements as needed.	CIP Category: Streets DIF Project No: N/A Estimated End Date: 6/30/2025 Total Cost: \$ 200,000								
Justification or Significance of Improvement: The existing pavement condition at this location and the desire to extend the useful life of this pavement justify this improvement. This is part of the City's Pavement Management Program.	<table border="1" style="width: 100%; border-collapse: collapse;"> <tr> <td style="width: 60%;">Project Priority Within CIP Category</td> <td>Is Project Funding Subject to Award by Outside Agency?</td> </tr> <tr> <td><input type="checkbox"/> Essential (Start within 1 year)</td> <td><input type="checkbox"/> Yes (provide details in comments)</td> </tr> <tr> <td><input checked="" type="checkbox"/> Necessary (Start within 1 to 3 years)</td> <td><input checked="" type="checkbox"/> No</td> </tr> <tr> <td><input type="checkbox"/> Desirable (Start within 3 to 5 years)</td> <td></td> </tr> </table> <p>City Council Goals & Objectives: Invest in the City's Infrastructure (Water, Streets, Sewer, Parks, Storm Drains, and Public Facilities)</p>	Project Priority Within CIP Category	Is Project Funding Subject to Award by Outside Agency?	<input type="checkbox"/> Essential (Start within 1 year)	<input type="checkbox"/> Yes (provide details in comments)	<input checked="" type="checkbox"/> Necessary (Start within 1 to 3 years)	<input checked="" type="checkbox"/> No	<input type="checkbox"/> Desirable (Start within 3 to 5 years)	
Project Priority Within CIP Category	Is Project Funding Subject to Award by Outside Agency?								
<input type="checkbox"/> Essential (Start within 1 year)	<input type="checkbox"/> Yes (provide details in comments)								
<input checked="" type="checkbox"/> Necessary (Start within 1 to 3 years)	<input checked="" type="checkbox"/> No								
<input type="checkbox"/> Desirable (Start within 3 to 5 years)									

Fiscal Year	FY 2022-23	FY 2023-24	FY 2024-25	FY 2025-26	FY 2026-27	FY 2027-28	Outer Years	Total Cost
	Current	Adopted	Recommended					
Fund:	2531-Road Maint & Rehab Acct (SB 1)							
Architect & Eng Svcs	-	-	-	-	-	-	-	-
Land Purchases	-	-	-	-	-	-	-	-
Construction Contracts	-	-	195,000	-	-	-	-	195,000
Other Professional Svcs	-	-	5,000	-	-	-	-	5,000
Other Misc Expenses	-	-	-	-	-	-	-	-
Total Cost	\$ -	\$ -	\$ 200,000	\$ -	\$ -	\$ -	\$ -	\$ 200,000
Annual O&M								

Review and Comments:
Annual operating and maintenance costs are included in the City's annual operating budget.

Fifth Street Pavement Rehabilitation (El Dorado to Baker)



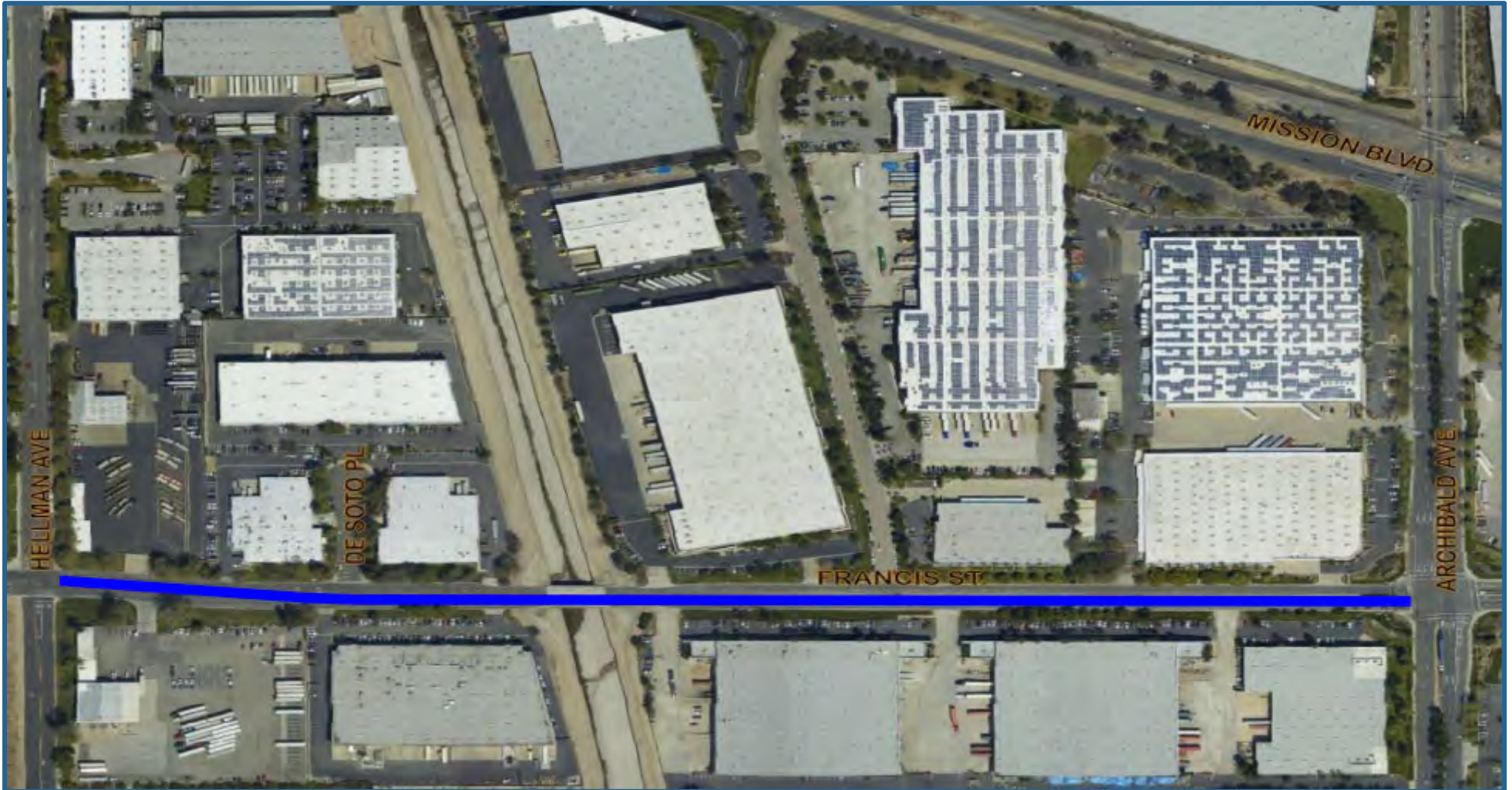
City of Ontario
Capital Improvement Program
Recommended Budget for Fiscal Year 2024-25

Project Title: Fifth Street Pavement Rehabilitation Location: Fifth Street From El Dorado Avenue to Baker Avenue Description of Improvements: Rehabilitation of the pavement on Fifth Street from El Dorado Avenue to Baker Avenue with an asphalt rubberized overlay. Construction of missing curb, gutter, access ramps, traffic signage, striping and related improvements as needed.	Dept. Responsible: ENG012-Engineering Deposits, Grants and Projects Project Manager: Tricia Espinoza Project ID: ST Project Start Date: 7/1/2024 Project Status: Future CIP Category: Streets DIF Project No: N/A Estimated End Date: 6/30/2025 Total Cost: \$ 300,000
Justification or Significance of Improvement: The existing pavement condition at this location and the desire to extend the useful life of this pavement justify this improvement. This is part of the City's Pavement Management Program.	Project Priority Within CIP Category <input type="checkbox"/> Essential (Start within 1 year) <input checked="" type="checkbox"/> Necessary (Start within 1 to 3 years) <input type="checkbox"/> Desirable (Start within 3 to 5 years)
	Is Project Funding Subject to Award by Outside Agency? <input type="checkbox"/> Yes (provide details in comments) <input checked="" type="checkbox"/> No
	City Council Goals & Objectives: Invest in the City's Infrastructure (Water, Streets, Sewer, Parks, Storm Drains, and Public Facilities)

Fiscal Year	FY 2022-23	FY 2023-24	FY 2024-25	FY 2025-26	FY 2026-27	FY 2027-28	Outer Years	Total Cost
	Current	Adopted	Recommended					
Fund:	2210-Measure I							
Architect & Eng Svcs	-	-	-	-	-	-	-	-
Land Purchases	-	-	-	-	-	-	-	-
Construction Contracts	-	-	295,000	-	-	-	-	295,000
Other Professional Svcs	-	-	5,000	-	-	-	-	5,000
Other Misc Expenses	-	-	-	-	-	-	-	-
Total Cost	\$ -	\$ -	\$ 300,000	\$ -	\$ -	\$ -	\$ -	\$ 300,000
Annual O&M								

Review and Comments:
 Annual operating and maintenance costs are included in the City's annual operating budget.

Francis Street Pavement Rehabilitation



**City of Ontario
Capital Improvement Program
Recommended Budget for Fiscal Year 2024-25**

Project Title: Francis Street Pavement Rehabilitation Location: Francis Street various locations - See review and comments included below Description of Improvements: Rehabilitation of the pavement on Francis Street from Hellman Avenue to Archibald Avenue with an asphalt rubberized overlay. Construction of missing curb, gutter, access ramps, traffic signage, striping and related improvements as needed. Justification or Significance of Improvement: The existing pavement condition at this location and the desire to extend the useful life of this pavement justify this improvement. This is part of the City's Pavement Management Program.	Dept. Responsible: ENG012-Engineering Deposits, Grants and Projects Project Manager: Tricia Espinoza Project ID: See comments Project Start Date: 7/1/2024 Project Status: Future CIP Category: Streets DIF Project No: N/A Estimated End Date: 6/30/2028 Total Cost: \$ 2,000,000 Project Priority Within CIP Category <input type="checkbox"/> Essential (Start within 1 year) <input type="checkbox"/> Necessary (Start within 1 to 3 years) <input checked="" type="checkbox"/> Desirable (Start within 3 to 5 years) Is Project Funding Subject to Award by Outside Agency? <input type="checkbox"/> Yes (provide details in comments) <input checked="" type="checkbox"/> No City Council Goals & Objectives: Invest in the City's Infrastructure (Water, Streets, Sewer, Parks, Storm Drains, and Public Facilities)
---	--

Fiscal Year	FY 2022-23	FY 2023-24	FY 2024-25	FY 2025-26	FY 2026-27	FY 2027-28	Outer Years	Total Cost
	Current	Adopted	Recommended					
Fund:	2531-Road Maint & Rehab Acct (SB 1)							
Architect & Eng Svcs	-	-	-	-	-	-	-	-
Land Purchases	-	-	-	-	-	-	-	-
Construction Contracts	-	-	395,000	-	-	595,000	-	990,000
Other Professional Svcs	-	-	5,000	-	-	5,000	-	10,000
Other Misc Expenses	-	-	-	-	-	-	-	-
Fund:	2210-Measure I							
Architect & Eng Svcs	-	-	-	-	-	-	-	-
Land Purchases	-	-	-	-	-	-	-	-
Construction Contracts	-	-	-	990,000	-	-	-	990,000
Other Professional Svcs	-	-	-	10,000	-	-	-	10,000
Other Misc Expenses	-	-	-	-	-	-	-	-
Total Cost	\$ -	\$ -	\$ 400,000	\$ 1,000,000	\$ -	\$ 600,000	\$ -	\$ 2,000,000
Annual O&M								

Review and Comments:
 Annual operating and maintenance costs are included in the City's annual operating budget.
 Hellman Ave to Archibald Ave -2531-Road Maint & Rehab Acct (SB 1) FY2024-25: \$400,000
 Benson Ave to Mountain Ave -2210-Measure I FY2025-26: \$500,000
 Milliken Ave to Rochester Ave -2210-Measure I FY2025-26: \$500,000
 Carlos Ave to Archibald Ave - 2531- Road Maint & Rehab Acct (SB 1) FY2027-28: \$600,000

Haven Avenue Pavement Rehabilitation (Jurupa to State Route-60)



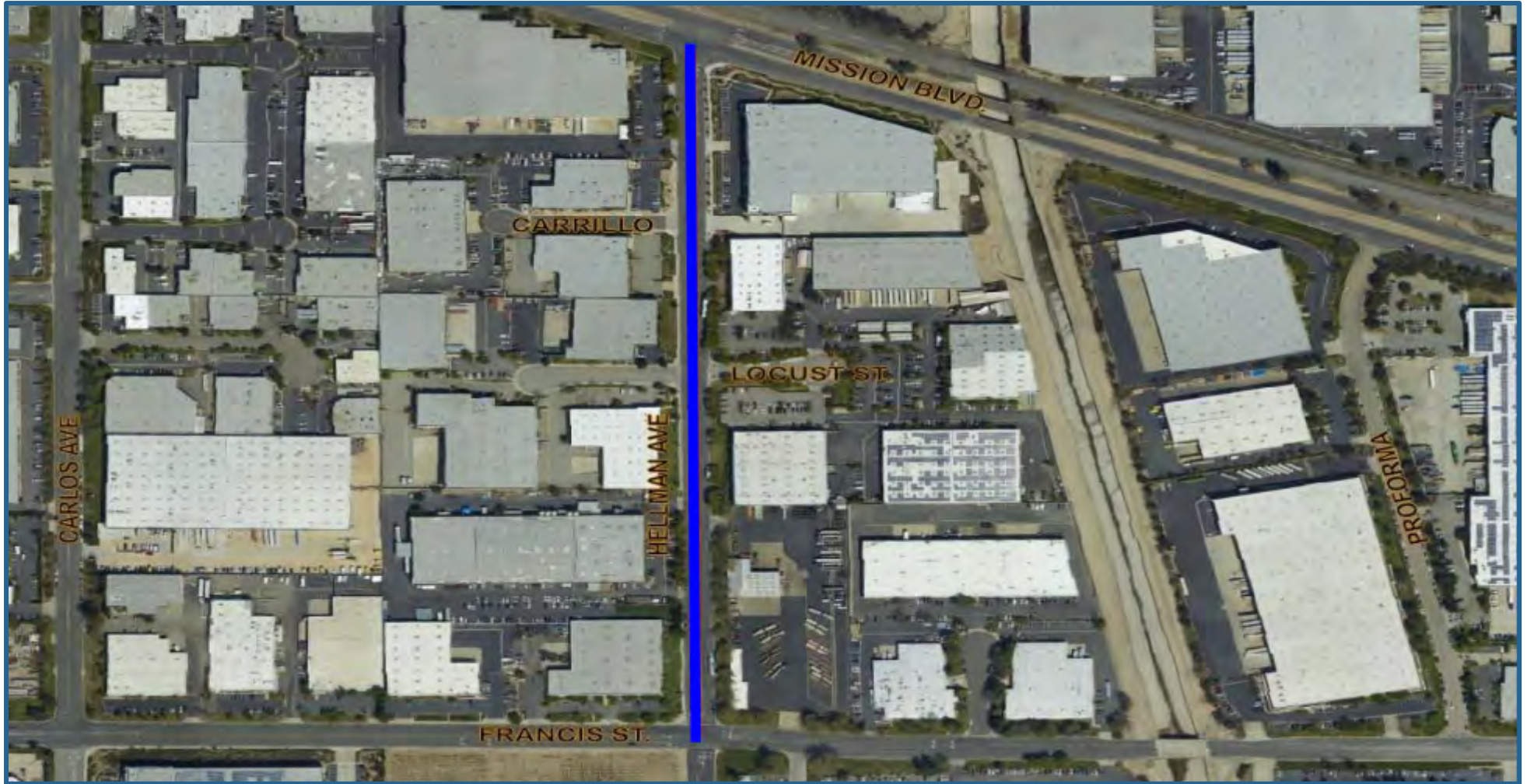
City of Ontario
Capital Improvement Program
Recommended Budget for Fiscal Year 2024-25

Project Title: Haven Avenue Pavement Rehabilitation	Dept. Responsible: ENG012-Engineering Deposits, Grants and Projects							
Location: Haven Avenue from Jurupa Street to State Route-60 Freeway	Project Manager: Tricia Espinoza Project ID: ST Project Start Date: 7/1/2024 Project Status: Future							
Description of Improvements: Rehabilitation of the pavement on Haven Avenue from Jurupa Street to the State Route-60 Freeway with an asphalt rubberized overlay. Construction of missing curb, gutter, access ramps, traffic signage, striping and related improvements as needed.	CIP Category: Streets DIF Project No: N/A Estimated End Date: 6/30/2025 Total Cost: \$ 1,140,000							
	<table border="1" style="width: 100%; border-collapse: collapse;"> <tr> <td style="width: 60%;">Project Priority Within CIP Category</td> <td style="width: 40%;">Is Project Funding Subject to Award by Outside Agency?</td> </tr> <tr> <td><input type="checkbox"/> Essential (Start within 1 year)</td> <td><input type="checkbox"/> Yes (provide details in comments)</td> </tr> <tr> <td><input checked="" type="checkbox"/> Necessary (Start within 1 to 3 years)</td> <td><input checked="" type="checkbox"/> No</td> </tr> <tr> <td><input type="checkbox"/> Desirable (Start within 3 to 5 years)</td> <td></td> </tr> </table>	Project Priority Within CIP Category	Is Project Funding Subject to Award by Outside Agency?	<input type="checkbox"/> Essential (Start within 1 year)	<input type="checkbox"/> Yes (provide details in comments)	<input checked="" type="checkbox"/> Necessary (Start within 1 to 3 years)	<input checked="" type="checkbox"/> No	<input type="checkbox"/> Desirable (Start within 3 to 5 years)
Project Priority Within CIP Category	Is Project Funding Subject to Award by Outside Agency?							
<input type="checkbox"/> Essential (Start within 1 year)	<input type="checkbox"/> Yes (provide details in comments)							
<input checked="" type="checkbox"/> Necessary (Start within 1 to 3 years)	<input checked="" type="checkbox"/> No							
<input type="checkbox"/> Desirable (Start within 3 to 5 years)								
Justification or Significance of Improvement: The existing pavement condition at this location and the desire to extend the useful life of this pavement justify this improvement. This is part of the City's Pavement Management Program.	City Council Goals & Objectives: Invest in the City's Infrastructure (Water, Streets, Sewer, Parks, Storm Drains, and Public Facilities)							

Fiscal Year	FY 2022-23	FY 2023-24	FY 2024-25	FY 2025-26	FY 2026-27	FY 2027-28	Outer Years	Total Cost
	Current	Adopted	Recommended					
Fund:	2531-Road Maint & Rehab Acct (SB 1)							
Architect & Eng Svcs	-	-	-	-	-	-	-	-
Land Purchases	-	-	-	-	-	-	-	-
Construction Contracts	-	-	1,135,000	-	-	-	-	1,135,000
Other Professional Svcs	-	-	5,000	-	-	-	-	5,000
Other Misc Expenses	-	-	-	-	-	-	-	-
Total Cost	\$ -	\$ -	\$ 1,140,000	\$ -	\$ -	\$ -	\$ -	\$ 1,140,000
Annual O&M								

Review and Comments:
Annual operating and maintenance costs are included in the City's annual operating budget.

Hellman Avenue Pavement Rehabilitation (Mission to Francis)



City of Ontario
Capital Improvement Program
Recommended Budget for Fiscal Year 2024-25

<p>Project Title: Hellman Avenue Pavement Rehabilitation (Mission to Francis)</p>	<p>Dept. Responsible: ENG012-Engineering Deposits, Grants and Projects</p>
<p>Location: Hellman Avenue from Mission Boulevard to Francis Street</p>	<p>Project Manager: Tricia Espinoza Project ID: ST Project Start Date: 7/1/2024 Project Status: Future</p>
<p>Description of Improvements: Rehabilitation of the pavement on Hellman Avenue from Mission Boulevard to Francis Street with an asphalt rubberized overlay. Construction of missing curb, gutter, access ramps, traffic signage, striping and related improvements as needed.</p>	<p>CIP Category: Streets DIF Project No: N/A Estimated End Date: 6/30/2025 Total Cost: \$ 350,000</p>
<p>Justification or Significance of Improvement: The existing pavement condition at this location and the desire to extend the useful life of this pavement justify this improvement. This is part of the City's Pavement Management Program.</p>	<p>Project Priority Within CIP Category <input type="checkbox"/> Essential (Start within 1 year) <input checked="" type="checkbox"/> Necessary (Start within 1 to 3 years) <input type="checkbox"/> Desirable (Start within 3 to 5 years)</p> <p>Is Project Funding Subject to Award by Outside Agency? <input type="checkbox"/> Yes (provide details in comments) <input checked="" type="checkbox"/> No</p> <p>City Council Goals & Objectives: Invest in the City's Infrastructure (Water, Streets, Sewer, Parks, Storm Drains, and Public Facilities)</p>

Fiscal Year	FY 2022-23	FY 2023-24	FY 2024-25	FY 2025-26	FY 2026-27	FY 2027-28	Outer Years	Total Cost
	Current	Adopted	Recommended					
Fund:	2210-Measure I							
Architect & Eng Svcs	-	-	-	-	-	-	-	-
Land Purchases	-	-	-	-	-	-	-	-
Construction Contracts	-	-	345,000	-	-	-	-	345,000
Other Professional Svcs	-	-	5,000	-	-	-	-	5,000
Other Misc Expenses	-	-	-	-	-	-	-	-
Total Cost	\$ -	\$ -	\$ 350,000	\$ -	\$ -	\$ -	\$ -	\$ 350,000
Annual O&M								

Review and Comments:
Annual operating and maintenance costs are included in the City's annual operating budget.

Princeton Street Pavement Rehabilitation (Baker to Corona)



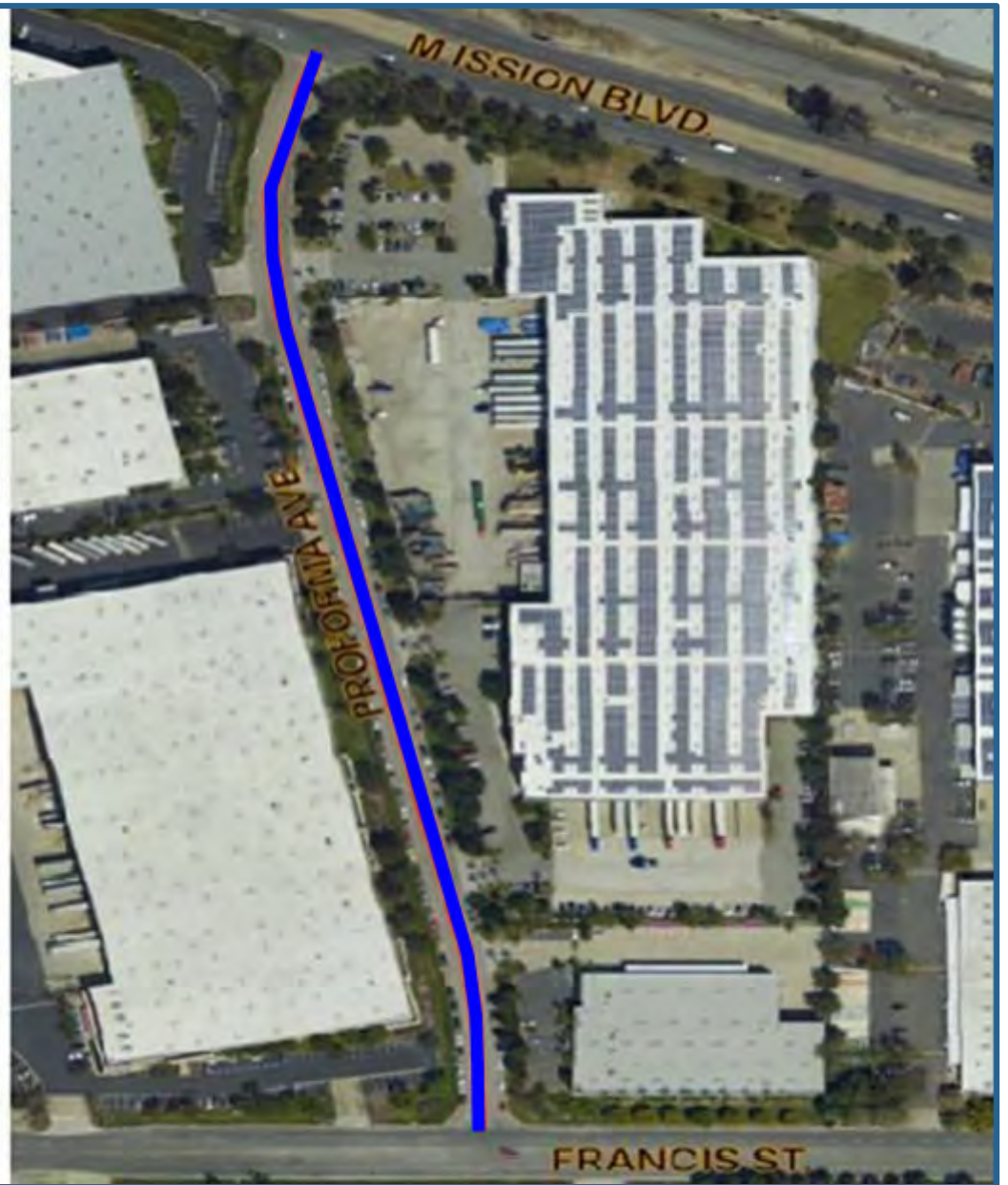
City of Ontario
Capital Improvement Program
Recommended Budget for Fiscal Year 2024-25

Project Title: Princeton Street Pavement Rehabilitation (Baker to Corona)	Dept. Responsible: ENG012-Engineering Deposits, Grants and Projects
Location: Princeton Street from Baker Avenue to Corona Avenue	Project Manager: Tricia Espinoza Project ID: ST Project Start Date: 7/1/2024 Project Status: Future
Description of Improvements: Rehabilitation of the pavement on Princeton Street from Baker Avenue to Corona Avenue with an asphalt rubberized overlay. Construction of missing curb, gutter, access ramps, traffic signage, striping and related improvements as needed.	CIP Category: Streets DIF Project No: N/A Estimated End Date: 6/30/2025 Total Cost: \$ 600,000
Justification or Significance of Improvement: The existing pavement condition at this location and the desire to extend the useful life of this pavement justify this improvement. This is part of the City's Pavement Management Program.	Project Priority Within CIP Category <input type="checkbox"/> Essential (Start within 1 year) <input checked="" type="checkbox"/> Necessary (Start within 1 to 3 years) <input type="checkbox"/> Desirable (Start within 3 to 5 years)
	Is Project Funding Subject to Award by Outside Agency? <input type="checkbox"/> Yes (provide details in comments) <input checked="" type="checkbox"/> No
	City Council Goals & Objectives: Invest in the City's Infrastructure (Water, Streets, Sewer, Parks, Storm Drains, and Public Facilities)

Fiscal Year	FY 2022-23	FY 2023-24	FY 2024-25	FY 2025-26	FY 2026-27	FY 2027-28	Outer Years	Total Cost
	Current	Adopted	Recommended					
Fund:	2531-Road Maint & Rehab Acct (SB 1)							
Architect & Eng Svcs	-	-	-	-	-	-	-	-
Land Purchases	-	-	-	-	-	-	-	-
Construction Contracts	-	-	595,000	-	-	-	-	595,000
Other Professional Svcs	-	-	5,000	-	-	-	-	5,000
Other Misc Expenses	-	-	-	-	-	-	-	-
Total Cost	\$ -	\$ -	\$ 600,000	\$ -	\$ -	\$ -	\$ -	\$ 600,000
Annual O&M								

Review and Comments:
 Annual operating and maintenance costs are included in the City's annual operating budget.

Proforma Avenue Pavement Rehabilitation



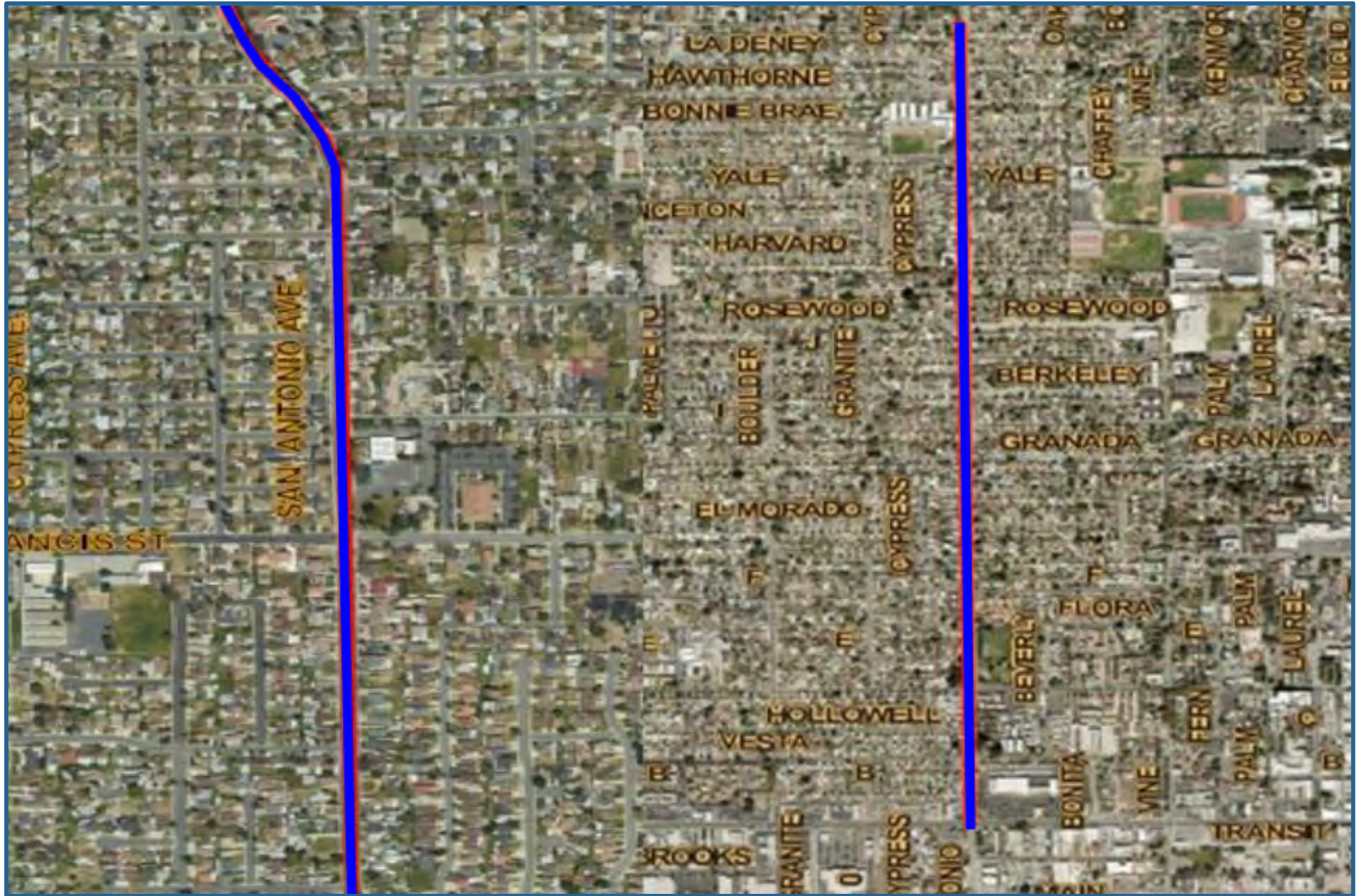
City of Ontario
Capital Improvement Program
Recommended Budget for Fiscal Year 2024-25

Project Title: Proforma Avenue Pavement Rehabilitation	Dept. Responsible: ENG012-Engineering Deposits, Grants and Projects
Location: Proforma Avenue, two locations: see review and comments included	Project Manager: Tricia Espinoza Project ID: ST Project Start Date: 7/1/2024 Project Status: Future
Description of Improvements: Rehabilitation of the pavement on Proforma Avenue from Mission Boulevard to Francis Street and from Philadelphia St to end with an asphalt rubberized overlay. Construction of missing curb, gutter, access ramps, traffic signage, striping and related improvements as needed.	CIP Category: Streets DIF Project No: N/A Estimated End Date: 6/30/2028 Total Cost: \$ 500,000
Justification or Significance of Improvement: The existing pavement condition at this location and the desire to extend the useful life of this pavement justify this improvement. This is part of the City's Pavement Management Program.	Project Priority Within CIP Category <input type="checkbox"/> Essential (Start within 1 year) <input type="checkbox"/> Necessary (Start within 1 to 3 years) <input checked="" type="checkbox"/> Desirable (Start within 3 to 5 years)
	Is Project Funding Subject to Award by Outside Agency? <input type="checkbox"/> Yes (provide details in comments) <input checked="" type="checkbox"/> No
	City Council Goals & Objectives: Invest in the City's Infrastructure (Water, Streets, Sewer, Parks, Storm Drains, and Public Facilities)

Fiscal Year	FY 2022-23	FY 2023-24	FY 2024-25	FY 2025-26	FY 2026-27	FY 2027-28	Outer Years	Total Cost
	Current	Adopted	Recommended					
Fund:	2210-Measure I							
Architect & Eng Svcs	-	-	-	-	-	-	-	-
Land Purchases	-	-	-	-	-	-	-	-
Construction Contracts	-	-	295,000	-	-	195,000	-	490,000
Other Professional Svcs	-	-	5,000	-	-	5,000	-	10,000
Other Misc Expenses	-	-	-	-	-	-	-	-
Total Cost	\$ -	\$ -	\$ 300,000	\$ -	\$ -	\$ 200,000	\$ -	\$ 500,000
Annual O&M								

Review and Comments:
 Annual operating and maintenance costs are included in the City's annual operating budget.
 FY2024-25 \$300,000 (Mission Boulevard to Francis Street)
 FY2027-28 \$200,000 (Philadelphia Street to End)

San Antonio Avenue Pavement Rehabilitation



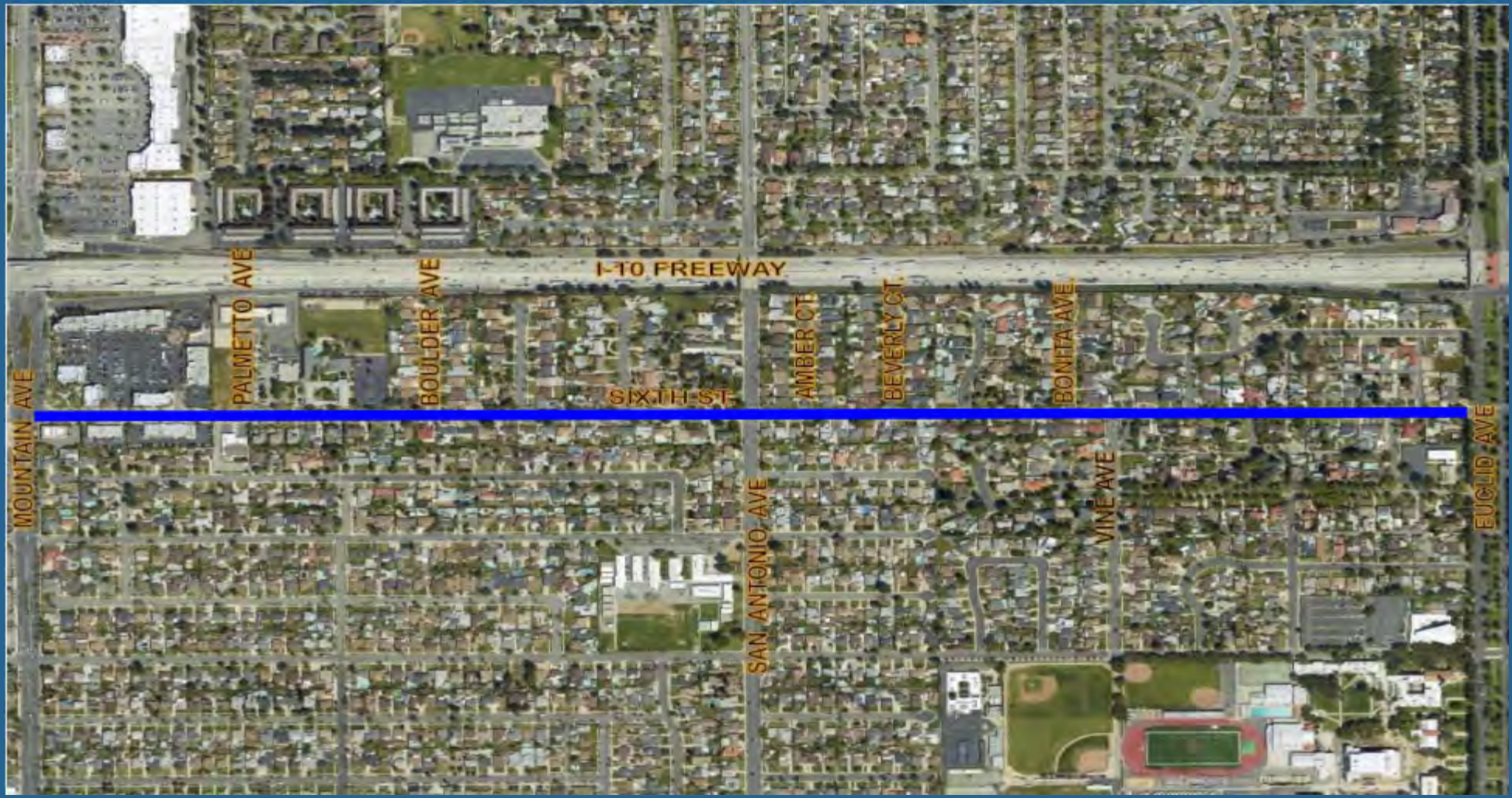
**City of Ontario
Capital Improvement Program
Recommended Budget for Fiscal Year 2024-25**

Project Title: San Antonio Avenue Pavement Rehabilitation Location: San Antonio Avenue, two locations; see review and comments included below Description of Improvements: Rehabilitation of the pavement on San Antonio Avenue from Holt Boulevard to Sixth Street and from Phillips Street to Philadelphia Street with an asphalt rubberized overlay. Construction of missing curb, gutter, access ramps, traffic signage, striping and related improvements as needed. Justification or Significance of Improvement:	Dept. Responsible: ENG012-Engineering Deposits, Grants and Projects Project Manager: Tricia Espinoza Project ID: ST Project Start Date: 7/1/2024 Project Status: Future CIP Category: Streets DIF Project No: N/A Estimated End Date: 6/30/2026 Total Cost: \$ 2,700,000 Project Priority Within CIP Category <input type="checkbox"/> Essential (Start within 1 year) <input checked="" type="checkbox"/> Necessary (Start within 1 to 3 years) <input type="checkbox"/> Desirable (Start within 3 to 5 years) Is Project Funding Subject to Award by Outside Agency? <input type="checkbox"/> Yes (provide details in comments) <input checked="" type="checkbox"/> No City Council Goals & Objectives: Invest in the City's Infrastructure (Water, Streets, Sewer, Parks, Storm Drains, and Public Facilities)
---	--

Fiscal Year	FY 2022-23	FY 2023-24	FY 2024-25	FY 2025-26	FY 2026-27	FY 2027-28	Outer Years	Total Cost
	Current	Adopted	Recommended					
Fund:	2210-Measure I							
Architect & Eng Svcs	-	-	-	-	-	-	-	-
Land Purchases	-	-	-	-	-	-	-	-
Construction Contracts	-	-	695,000	-	-	-	-	695,000
Other Professional Svcs	-	-	5,000	-	-	-	-	5,000
Other Misc Expenses	-	-	-	-	-	-	-	-
Fund:	2531-Road Maint & Rehab Acct (SB 1)							
Architect & Eng Svcs	-	-	-	-	-	-	-	-
Land Purchases	-	-	-	-	-	-	-	-
Construction Contracts	-	-	-	1,995,000	-	-	-	1,995,000
Other Professional Svcs	-	-	-	5,000	-	-	-	5,000
Other Misc Expenses	-	-	-	-	-	-	-	-
Total Cost	\$ -	\$ -	\$ 700,000	\$ 2,000,000	\$ -	\$ -	\$ -	\$ 2,700,000
Annual O&M								

Review and Comments:
 Annual operating and maintenance costs are included in the City's annual operating budget.
 Two locations:
 FY2024-25 \$700,000: San Antonio Avenue-Holt Boulevard to Sixth Street
 FY2025-26 \$2,000,000: San Antonio Avenue-Phillips Street to Philadelphia Street

Sixth Street Pavement Rehabilitation (Mountain to Euclid)



City of Ontario
Capital Improvement Program
Recommended Budget for Fiscal Year 2024-25

<p>Project Title: Sixth Street Pavement Rehabilitation (Mountain to Euclid)</p>	<p>Dept. Responsible: ENG012-Engineering Deposits, Grants and Projects</p>
<p>Location: Sixth Street from Mountain Avenue to Euclid Avenue</p>	<p>Project Manager: Tricia Espinoza Project ID: ST Project Start Date: 7/1/2024 Project Status: Future</p>
<p>Description of Improvements: Rehabilitation of the pavement on Sixth Street from Mountain Avenue to Euclid Avenue with an asphalt rubberized overlay. Construction of missing curb, gutter, access ramps, traffic signage, striping and related improvements as needed.</p>	<p>CIP Category: Streets DIF Project No: N/A Estimated End Date: 6/30/2025 Total Cost: \$ 800,000</p>
<p>Justification or Significance of Improvement: The existing pavement condition at this location and the desire to extend the useful life of this pavement justify this improvement. This is part of the City's Pavement Management Program.</p>	<p>Project Priority Within CIP Category <input type="checkbox"/> Essential (Start within 1 year) <input checked="" type="checkbox"/> Necessary (Start within 1 to 3 years) <input type="checkbox"/> Desirable (Start within 3 to 5 years)</p> <p>Is Project Funding Subject to Award by Outside Agency? <input type="checkbox"/> Yes (provide details in comments) <input checked="" type="checkbox"/> No</p> <p>City Council Goals & Objectives: Invest in the City's Infrastructure (Water, Streets, Sewer, Parks, Storm Drains, and Public Facilities)</p>

Fiscal Year	FY 2022-23	FY 2023-24	FY 2024-25	FY 2025-26	FY 2026-27	FY 2027-28	Outer Years	Total Cost
	Current	Adopted	Recommended					
Fund:	2210-Measure I							
Architect & Eng Svcs	-	-	-	-	-	-	-	-
Land Purchases	-	-	-	-	-	-	-	-
Construction Contracts	-	-	795,000	-	-	-	-	795,000
Other Professional Svcs	-	-	5,000	-	-	-	-	5,000
Other Misc Expenses	-	-	-	-	-	-	-	-
Total Cost	\$ -	\$ -	\$ 800,000	\$ -	\$ -	\$ -	\$ -	\$ 800,000
Annual O&M								

Review and Comments:
Annual operating and maintenance costs are included in the City's annual operating budget.

Grove Avenue Corridor Street Improvements



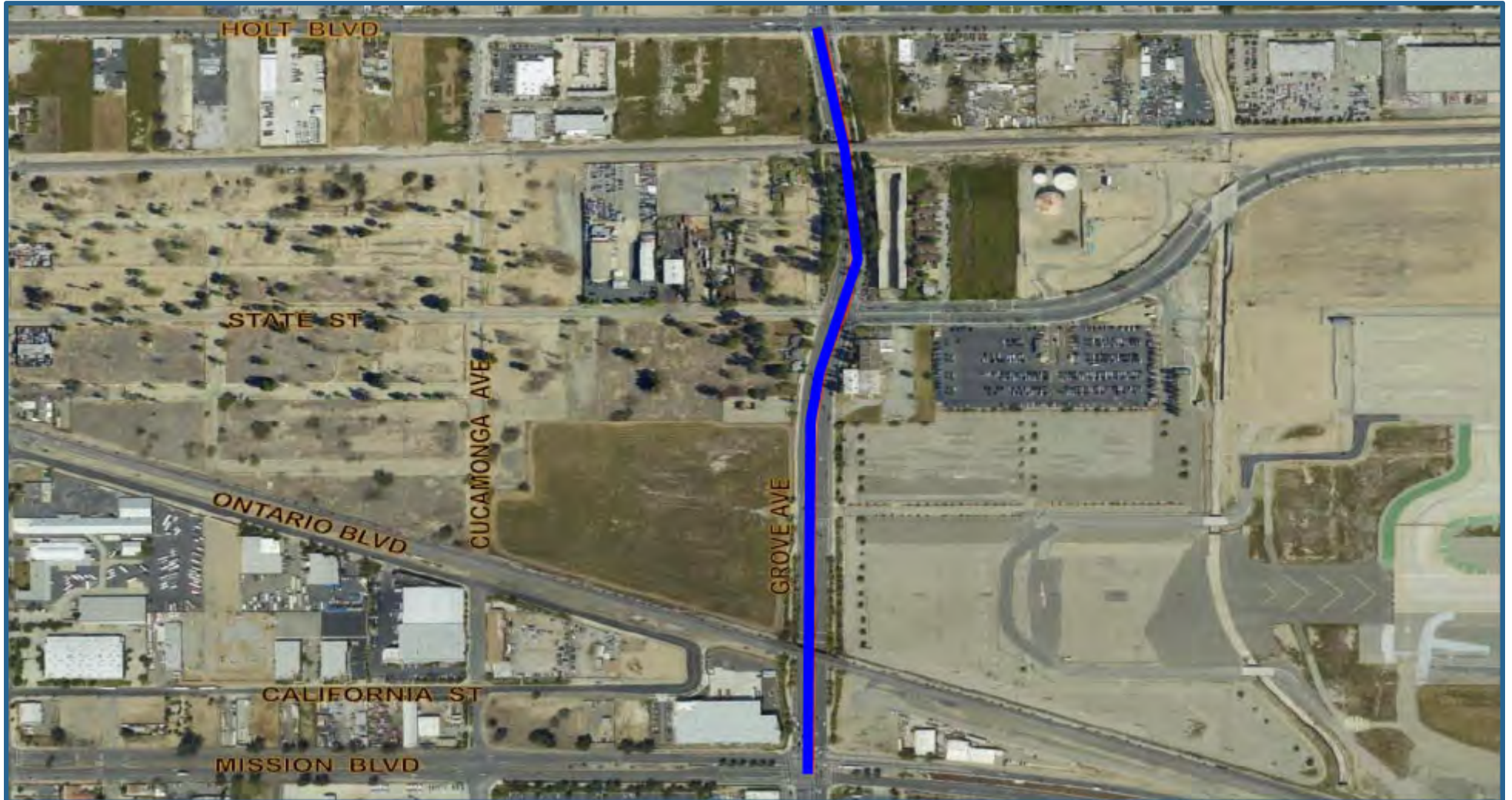
City of Ontario
Capital Improvement Program
Recommended Budget for Fiscal Year 2025-26

Project Title: Grove Avenue Corridor Street Improvements	Dept. Responsible: ENG012-Engineering Deposits, Grants and Projects
Location: Grove Avenue various locations - see review and comments included below.	Project Manager: Jay Bautista Project ID: ST Project Start Date: 1/1/2026 Project Status: New Project
Description of Improvements: Design of the widening of Grove Avenue from Fourth Street to State Street/Airport Drive from 4 lanes to 6 lanes.	CIP Category: Streets DIF Project No: SD-066 Estimated End Date: 6/30/2028 Total Cost: \$ 3,000,000
Justification or Significance of Improvement: Widening of Grove Avenue will reduce the anticipated congestion due to buildout of the City and Ontario International Airport (ONT).	Project Priority Within CIP Category <input type="checkbox"/> Essential (Start within 1 year) <input type="checkbox"/> Necessary (Start within 1 to 3 years) <input checked="" type="checkbox"/> Desirable (Start within 3 to 5 years)
	Is Project Funding Subject to Award by Outside Agency? <input type="checkbox"/> Yes (provide details in comments) <input checked="" type="checkbox"/> No
	City Council Goals & Objectives: Focus Resources in Ontario's Commercial and Residential Neighborhoods Invest in the City's Infrastructure (Water, Streets, Sewer, Parks, Storm Drains, and Public Facilities)

Fiscal Year	FY 2022-23	FY 2023-24	FY 2024-25	FY 2025-26	FY 2026-27	FY 2027-28	Outer Years	Total Cost
	Current	Adopted	Recommended					
Fund:	4011-Capital Projects - Measure Q							
Architect & Eng Svcs	-	-	-	3,000,000	-	-	-	3,000,000
Land Purchases	-	-	-	-	-	-	-	-
Construction Contracts	-	-	-	-	-	-	-	-
Other Professional Svcs	-	-	-	-	-	-	-	-
Other Misc Expenses	-	-	-	-	-	-	-	-
Total Cost	\$ -	\$ -	\$ -	\$ 3,000,000	\$ -	\$ -	\$ -	\$ 3,000,000
Annual O&M								

Review and Comments:
 Annual operating and maintenance costs are included in the City's annual operating budget.
 Right of way and Construction costs are estimated at \$40,000,000. Construction would not start for at least 5 years. Subject to funding availability.

Grove Avenue Pavement Rehabilitation



**City of Ontario
Capital Improvement Program
Recommended Budget for Fiscal Year 2025-26**

<p>Project Title: Grove Avenue Pavement Rehabilitation</p> <p>Location: Grove Avenue various locations - see review and comments included below.</p> <p>Description of Improvements: Rehabilitation of the pavement on Grove Avenue from Riverside Drive to Chino Avenue with an asphalt rubberized overlay. Construction of missing curb, gutter, access ramps, traffic signage, striping and related improvements as needed.</p> <p>Justification or Significance of Improvement: The existing pavement condition at this location and the desire to extend the useful life of this pavement justify this improvement. This is part of the City's Pavement Management Program.</p>	<p>Dept. Responsible: ENG012-Engineering Deposits, Grants and Projects</p> <p>Project Manager: Tricia Espinoza</p> <p>Project ID: ST</p> <p>Project Start Date: 7/1/2025</p> <p>Project Status: Future</p> <p>CIP Category: Streets</p> <p>DIF Project No: N/A</p> <p>Estimated End Date: 6/30/2027</p> <p>Total Cost: \$ 1,025,000</p> <p>Project Priority Within CIP Category</p> <p><input type="checkbox"/> Essential (Start within 1 year)</p> <p><input type="checkbox"/> Necessary (Start within 1 to 3 years)</p> <p><input checked="" type="checkbox"/> Desirable (Start within 3 to 5 years)</p> <p>Is Project Funding Subject to Award by Outside Agency?</p> <p><input type="checkbox"/> Yes (provide details in comments)</p> <p><input checked="" type="checkbox"/> No</p> <p>City Council Goals & Objectives: Invest in the City's Infrastructure (Water, Streets, Sewer, Parks, Storm Drains, and Public Facilities)</p>
--	--

Fiscal Year	FY 2022-23	FY 2023-24	FY 2024-25	FY 2025-26	FY 2026-27	FY 2027-28	Outer Years	Total Cost
	Current	Adopted	Recommended					
Fund:	2210-Measure I							
Architect & Eng Svcs	-	-	-	-	-	-	-	-
Land Purchases	-	-	-	-	-	-	-	-
Construction Contracts	-	-	-	295,000	720,000	-	-	1,015,000
Other Professional Svcs	-	-	-	5,000	5,000	-	-	10,000
Other Misc Expenses	-	-	-	-	-	-	-	-
Total Cost	\$ -	\$ -	\$ -	\$ 300,000	\$ 725,000	\$ -	\$ -	\$ 1,025,000
Annual O&M								

Review and Comments:
Annual operating and maintenance costs are included in the City's annual operating budget.
Riverside Drive to Chino Avenue FY2025-26: \$300,000
Holt Boulevard to Mission Boulevard FY2026-27: \$725,000

I-10 and Grove Avenue Interchange Improvements



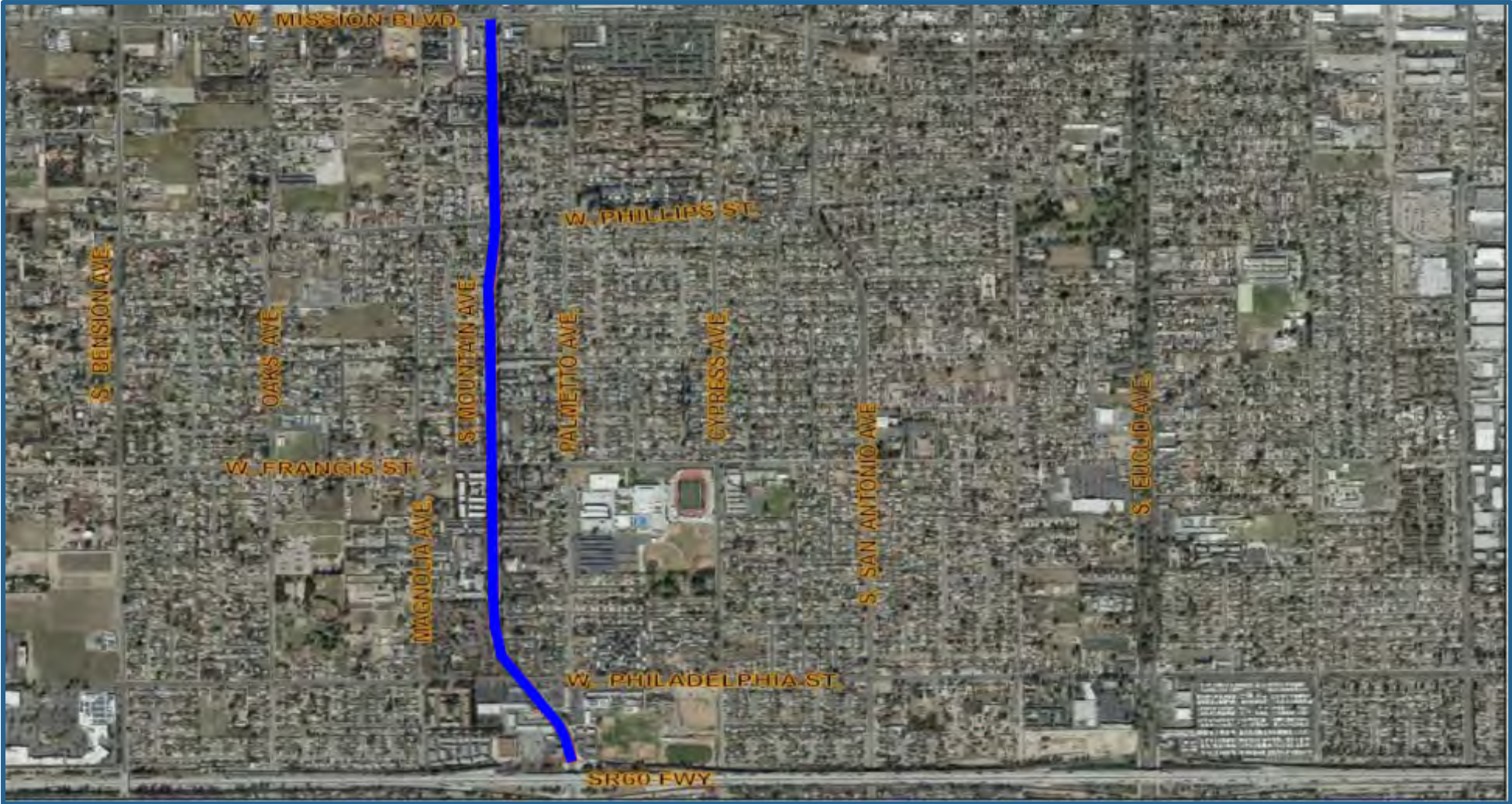
City of Ontario
Capital Improvement Program
Recommended Budget for Fiscal Year 2025-26

Project Title: I-10 and Grove Avenue Interchange Improvements Location: Interstate-10 Freeway at Grove Avenue Description of Improvements: Design of the new interchange at the Interstate-10 Freeway at Grove Avenue.	Dept. Responsible: ENG012-Engineering Deposits, Grants and Projects Project Manager: Jay Bautista Project ID: ST Project Start Date: 1/1/2026 Project Status: New Project CIP Category: Streets DIF Project No: N/A Estimated End Date: 6/30/2028 Total Cost: \$ 7,000,000
Justification or Significance of Improvement: The new interchange at the Interstate-10 Freeway at Grove Avenue will provide improved access to and from the Interstate-10 Freeway and will improve goods movement to and from Ontario International Airport (ONT).	Project Priority Within CIP Category <input type="checkbox"/> Essential (Start within 1 year) <input type="checkbox"/> Necessary (Start within 1 to 3 years) <input checked="" type="checkbox"/> Desirable (Start within 3 to 5 years)
City Council Goals & Objectives: Focus Resources in Ontario's Commercial and Residential Neighborhoods Invest in the City's Infrastructure (Water, Streets, Sewer, Parks, Storm Drains, and Public Facilities)	
Is Project Funding Subject to Award by Outside Agency? <input type="checkbox"/> Yes (provide details in comments) <input checked="" type="checkbox"/> No	

Fiscal Year	FY 2022-23	FY 2023-24	FY 2024-25	FY 2025-26	FY 2026-27	FY 2027-28	Outer Years	Total Cost
	Current	Adopted	Recommended					
Fund:	4011-Capital Projects - Measure Q							
Architect & Eng Svcs	-	-	-	7,000,000	-	-	-	7,000,000
Land Purchases	-	-	-	-	-	-	-	-
Construction Contracts	-	-	-	-	-	-	-	-
Other Professional Svcs	-	-	-	-	-	-	-	-
Other Misc Expenses	-	-	-	-	-	-	-	-
Total Cost	\$ -	\$ -	\$ -	\$ 7,000,000	\$ -	\$ -	\$ -	\$ 7,000,000
Annual O&M								

Review and Comments:
 Right of way and Construction costs are estimated at \$40,000,000. Construction would not start for at least 5 years. Subject to funding availability.
 Annual operating and maintenance costs are included in the City's annual operating budget.

Mountain Avenue Pavement Rehabilitation (Mission to State Route-60)



City of Ontario
Capital Improvement Program
Recommended Budget for Fiscal Year 2025-26

Project Title: Mountain Avenue Pavement Rehabilitation (Mission to SR-60) Location: Mountain Avenue from Mission Boulevard to State Route-60 Freeway Description of Improvements: Rehabilitation of the pavement on Mountain Avenue from Mission Boulevard to the SR-60 Freeway with an asphalt rubberized overlay. Construction of missing curb, gutter, access ramps, traffic signage, striping and related improvements as needed.	Dept. Responsible: ENG012-Engineering Deposits, Grants and Projects Project Manager: Tricia Espinoza Project ID: ST Project Start Date: 7/1/2025 Project Status: Future CIP Category: Streets DIF Project No: N/A Estimated End Date: 6/30/2026 Total Cost: \$ 1,400,000
Justification or Significance of Improvement: The existing pavement condition at this location and the desire to extend the useful life of this pavement justify this improvement. This is part of the City's Pavement Management Program.	Project Priority Within CIP Category <input type="checkbox"/> Essential (Start within 1 year) <input type="checkbox"/> Necessary (Start within 1 to 3 years) <input checked="" type="checkbox"/> Desirable (Start within 3 to 5 years)
City Council Goals & Objectives: Invest in the City's Infrastructure (Water, Streets, Sewer, Parks, Storm Drains, and Public Facilities)	
Is Project Funding Subject to Award by Outside Agency? <input type="checkbox"/> Yes (provide details in comments) <input checked="" type="checkbox"/> No	

Fiscal Year	FY 2022-23	FY 2023-24	FY 2024-25	FY 2025-26	FY 2026-27	FY 2027-28	Outer Years	Total Cost
	Current	Adopted	Recommended					
Fund:	2210-Measure I							
Architect & Eng Svcs	-	-	-	-	-	-	-	-
Land Purchases	-	-	-	-	-	-	-	-
Construction Contracts	-	-	-	1,395,000	-	-	-	1,395,000
Other Professional Svcs	-	-	-	5,000	-	-	-	5,000
Other Misc Expenses	-	-	-	-	-	-	-	-
Total Cost	\$ -	\$ -	\$ -	\$ 1,400,000	\$ -	\$ -	\$ -	\$ 1,400,000
Annual O&M								

Review and Comments:
 Annual operating and maintenance costs are included in the City's annual operating budget.

Vineyard Avenue Pavement Rehabilitation



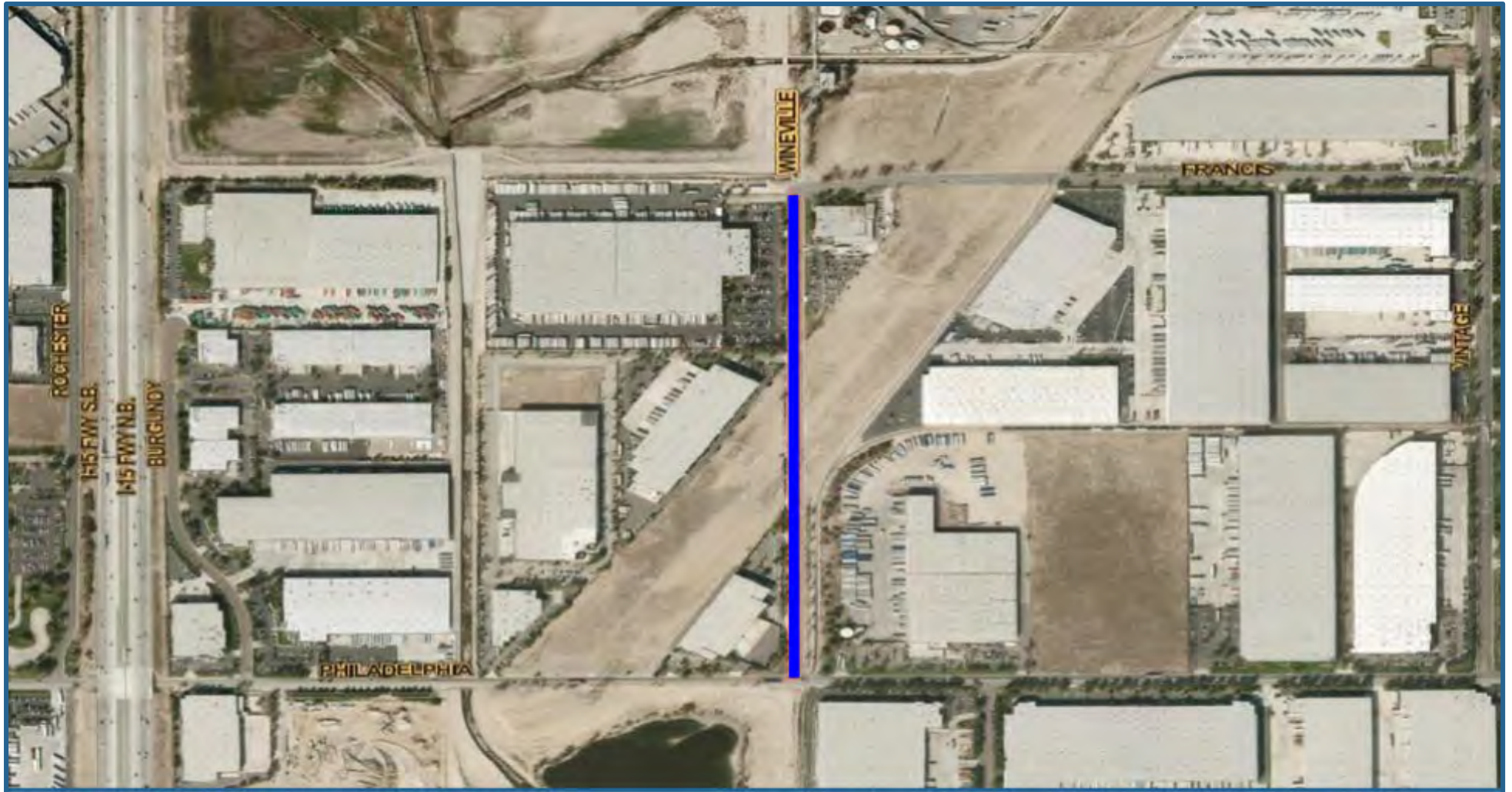
**City of Ontario
Capital Improvement Program
Recommended Budget for Fiscal Year 2025-26**

<p>Project Title: Vineyard Avenue Pavement Rehabilitation</p> <p>Location: Vineyard Avenue various locations; see review and comments included below.</p> <p>Description of Improvements: Rehabilitation of the pavement on Vineyard Avenue from the I-10 Freeway to Holt Boulevard with an asphalt rubberized overlay. Construction of missing curb, gutter, access ramps, traffic signage, striping and related improvements as needed.</p> <p>Justification or Significance of Improvement: The existing pavement condition at this location and the desire to extend the useful life of this pavement justify this improvement. This is part of the City's Pavement Management Program.</p>	<p>Dept. Responsible: ENG012-Engineering Deposits, Grants and Projects</p> <p>Project Manager: Tricia Espinoza</p> <p>Project ID: ST</p> <p>Project Start Date: 7/1/2025</p> <p>Project Status: Future</p> <p>CIP Category: Streets</p> <p>DIF Project No: N/A</p> <p>Estimated End Date: 6/30/2027</p> <p>Total Cost: \$ 1,325,000</p> <p>Project Priority Within CIP Category</p> <p><input type="checkbox"/> Essential (Start within 1 year)</p> <p><input type="checkbox"/> Necessary (Start within 1 to 3 years)</p> <p><input checked="" type="checkbox"/> Desirable (Start within 3 to 5 years)</p> <p>Is Project Funding Subject to Award by Outside Agency?</p> <p><input type="checkbox"/> Yes (provide details in comments)</p> <p><input checked="" type="checkbox"/> No</p> <p>City Council Goals & Objectives: Invest in the City's Infrastructure (Water, Streets, Sewer, Parks, Storm Drains, and Public Facilities)</p>
---	--

Fiscal Year	FY 2022-23	FY 2023-24	FY 2024-25	FY 2025-26	FY 2026-27	FY 2027-28	Outer Years	Total Cost
	Current	Adopted	Recommended					
Fund:	2210-Measure I							
Architect & Eng Svcs	-	-	-	-	-	-	-	-
Land Purchases	-	-	-	-	-	-	-	-
Construction Contracts	-	-	-	445,000	870,000	-	-	1,315,000
Other Professional Svcs	-	-	-	5,000	5,000	-	-	10,000
Other Misc Expenses	-	-	-	-	-	-	-	-
Total Cost	\$ -	\$ -	\$ -	\$ 450,000	\$ 875,000	\$ -	\$ -	\$ 1,325,000
Annual O&M								

Review and Comments:
Annual operating and maintenance costs are included in the City's annual operating budget.
Interstate-10 Freeway to Holt Boulevard FY2025-26: \$450,000
Mission Boulevard to Philadelphia Street FY2026-27: \$875,000

Wineville Avenue Pavement Rehabilitation (Francis to Philadelphia)



City of Ontario
Capital Improvement Program
Recommended Budget for Fiscal Year 2025-26

Project Title: Wineville Avenue Pavement Rehabilitation (Francis to Philadelphia)	Dept. Responsible: ENG012-Engineering Deposits, Grants and Projects
Location: Wineville Avenue from Francis Street to Philadelphia Street	Project Manager: Tricia Espinoza Project ID: ST Project Start Date: 7/1/2025 Project Status: Future
Description of Improvements: Rehabilitation of the pavement on Wineville Avenue from Francis Street to Philadelphia Street with an asphalt rubberized overlay. Construction of missing curb, gutter, access ramps, traffic signage, striping and related improvements as needed.	CIP Category: Streets DIF Project No: N/A Estimated End Date: 6/30/2026 Total Cost: \$ 325,000
Justification or Significance of Improvement: The existing pavement condition at this location and the desire to extend the useful life of this pavement justify this improvement. This is part of the City's Pavement Management Program.	Project Priority Within CIP Category <input type="checkbox"/> Essential (Start within 1 year) <input type="checkbox"/> Necessary (Start within 1 to 3 years) <input checked="" type="checkbox"/> Desirable (Start within 3 to 5 years)
	Is Project Funding Subject to Award by Outside Agency? <input type="checkbox"/> Yes (provide details in comments) <input checked="" type="checkbox"/> No
	City Council Goals & Objectives: Invest in the City's Infrastructure (Water, Streets, Sewer, Parks, Storm Drains, and Public Facilities)

Fiscal Year	FY 2022-23	FY 2023-24	FY 2024-25	FY 2025-26	FY 2026-27	FY 2027-28	Outer Years	Total Cost
	Current	Adopted	Recommended					
Fund:	2210-Measure I							
Architect & Eng Svcs	-	-	-	-	-	-	-	-
Land Purchases	-	-	-	-	-	-	-	-
Construction Contracts	-	-	-	320,000	-	-	-	320,000
Other Professional Svcs	-	-	-	5,000	-	-	-	5,000
Other Misc Expenses	-	-	-	-	-	-	-	-
Total Cost	\$ -	\$ -	\$ -	\$ 325,000	\$ -	\$ -	\$ -	\$ 325,000
Annual O&M								

Review and Comments:
 Annual operating and maintenance costs are included in the City's annual operating budget.

Fern Avenue Pavement Rehabilitation (Philadelphia to Walnut)



**City of Ontario
Capital Improvement Program
Recommended Budget for Fiscal Year 2026-27**

Project Title: Fern Avenue Pavement Rehabilitation (Philadelphia to Walnut)	Dept. Responsible: ENG012-Engineering Deposits, Grants and Projects
Location: Fern Avenue from Philadelphia Street to Walnut Street	Project Manager: Tricia Espinoza Project ID: ST Project Start Date: 7/1/2026 Project Status: Future
Description of Improvements: Rehabilitation of the pavement on Fern Avenue from Philadelphia Street to Walnut Street with an asphalt rubberized overlay. Construction of missing curb, gutter, access ramps, traffic signage, striping and related improvements as needed.	CIP Category: Streets DIF Project No: N/A Estimated End Date: 6/30/2027 Total Cost: \$ 200,000
Justification or Significance of Improvement: The existing pavement condition at this location and the desire to extend the useful life of this pavement justify this improvement. This is part of the City's Pavement Management Program.	Project Priority Within CIP Category <input type="checkbox"/> Essential (Start within 1 year) <input type="checkbox"/> Necessary (Start within 1 to 3 years) <input checked="" type="checkbox"/> Desirable (Start within 3 to 5 years)
	Is Project Funding Subject to Award by Outside Agency? <input type="checkbox"/> Yes (provide details in comments) <input checked="" type="checkbox"/> No
	City Council Goals & Objectives: Invest in the City's Infrastructure (Water, Streets, Sewer, Parks, Storm Drains, and Public Facilities)

Fiscal Year	FY 2022-23	FY 2023-24	FY 2024-25	FY 2025-26	FY 2026-27	FY 2027-28	Outer Years	Total Cost
	Current	Adopted	Recommended					
Fund:	2531-Road Maint & Rehab Acct (SB 1)							
Architect & Eng Svcs	-	-	-	-	-	-	-	-
Land Purchases	-	-	-	-	-	-	-	-
Construction Contracts	-	-	-	-	195,000	-	-	195,000
Other Professional Svcs	-	-	-	-	5,000	-	-	5,000
Other Misc Expenses	-	-	-	-	-	-	-	-
Total Cost	\$ -	\$ -	\$ -	\$ -	\$ 200,000	\$ -	\$ -	\$ 200,000
Annual O&M								

Review and Comments:
Annual operating and maintenance costs are included in the City's annual operating budget.

Milliken Avenue (West Half) Pavement Rehabilitation (State Route-60 to Riverside)



City of Ontario
Capital Improvement Program
Recommended Budget for Fiscal Year 2026-27

Project Title: Milliken Avenue (West Half) Pavement Rehabilitation (SR-60 to Riverside)	Dept. Responsible: ENG012-Engineering Deposits, Grants and Projects Project Manager: Tricia Espinoza Project ID: ST Project Start Date: 7/1/2026 Project Status: Future
Location: Milliken Avenue from State Route-60 Freeway to Riverside Drive	CIP Category: Streets DIF Project No: N/A Estimated End Date: 6/30/2027 Total Cost: \$ 400,000
Description of Improvements: Rehabilitation of the pavement on the west half of Milliken Avenue from the State Route-60 Freeway to Riverside Drive with an asphalt rubberized overlay. Construction of missing curb, gutter, access ramps, traffic signage, striping and related improvements as needed.	Project Priority Within CIP Category <input type="checkbox"/> Essential (Start within 1 year) <input type="checkbox"/> Necessary (Start within 1 to 3 years) <input checked="" type="checkbox"/> Desirable (Start within 3 to 5 years)
Justification or Significance of Improvement: The existing pavement condition at this location and the desire to extend the useful life of this pavement justify this improvement. This is part of the City's Pavement Management Program.	Is Project Funding Subject to Award by Outside Agency? <input type="checkbox"/> Yes (provide details in comments) <input checked="" type="checkbox"/> No
City Council Goals & Objectives: Invest in the City's Infrastructure (Water, Streets, Sewer, Parks, Storm Drains, and Public Facilities)	

Fiscal Year	FY 2022-23	FY 2023-24	FY 2024-25	FY 2025-26	FY 2026-27	FY 2027-28	Outer Years	Total Cost
	Current	Adopted	Recommended					
Fund:	2210-Measure I							
Architect & Eng Svcs	-	-	-	-	-	-	-	-
Land Purchases	-	-	-	-	-	-	-	-
Construction Contracts	-	-	-	-	395,000	-	-	395,000
Other Professional Svcs	-	-	-	-	5,000	-	-	5,000
Other Misc Expenses	-	-	-	-	-	-	-	-
Total Cost	\$ -	\$ -	\$ -	\$ -	\$ 400,000	\$ -	\$ -	\$ 400,000
Annual O&M								

Review and Comments:
 Annual operating and maintenance costs are included in the City's annual operating budget.

Riverside Drive Pavement Rehabilitation



City of Ontario
Capital Improvement Program
Recommended Budget for Fiscal Year 2026-27

<p>Project Title: Riverside Drive Pavement Rehabilitation</p> <p>Location: Riverside Drive various locations - see review and comments included below.</p> <p>Description of Improvements: Rehabilitation of the pavement on Riverside Drive from Fern Avenue to Cucamonga Avenue with an asphalt rubberized overlay. Construction of missing curb, gutter, access ramps, traffic signage, striping and related improvements as needed.</p> <p>Justification or Significance of Improvement: The existing pavement condition at this location and the desire to extend the useful life of this pavement justify this improvement. This is part of the City's Pavement Management Program.</p>	<p>Dept. Responsible: ENG012-Engineering Deposits, Grants and Projects</p> <p>Project Manager: Tricia Espinoza</p> <p>Project ID: ST</p> <p>Project Start Date: 7/1/2026</p> <p>Project Status: Future</p> <p>CIP Category: Streets</p> <p>DIF Project No: N/A</p> <p>Estimated End Date: 6/30/2027</p> <p>Total Cost: \$ 2,050,000</p> <p>Project Priority Within CIP Category</p> <p><input type="checkbox"/> Essential (Start within 1 year)</p> <p><input type="checkbox"/> Necessary (Start within 1 to 3 years)</p> <p><input checked="" type="checkbox"/> Desirable (Start within 3 to 5 years)</p> <p>Is Project Funding Subject to Award by Outside Agency?</p> <p><input type="checkbox"/> Yes (provide details in comments)</p> <p><input checked="" type="checkbox"/> No</p> <p>City Council Goals & Objectives: Invest in the City's Infrastructure (Water, Streets, Sewer, Parks, Storm Drains, and Public Facilities)</p>
---	---

Fiscal Year	FY 2022-23	FY 2023-24	FY 2024-25	FY 2025-26	FY 2026-27	FY 2027-28	Outer Years	Total Cost
	Current	Adopted	Recommended					
Fund:	2210-Measure I							
Architect & Eng Svcs	-	-	-	-	-	-	-	-
Land Purchases	-	-	-	-	-	-	-	-
Construction Contracts	-	-	-	-	2,035,000	-	-	2,035,000
Other Professional Svcs	-	-	-	-	15,000	-	-	15,000
Other Misc Expenses	-	-	-	-	-	-	-	-
Total Cost	\$ -	\$ -	\$ -	\$ -	\$ 2,050,000	\$ -	\$ -	\$ 2,050,000
Annual O&M								

Review and Comments:
 Annual operating and maintenance costs are included in the City's annual operating budget.
 Fern Avenue to Cucamonga Avenue: \$900,000
 Mill Creek Avenue to Hamner Avenue: \$400,000
 Vineyard Avenue to Cucamonga Creek Channel: \$750,000

Turner Avenue Pavement Rehabilitation (Riverside to Chino)



**City of Ontario
Capital Improvement Program
Recommended Budget for Fiscal Year 2026-27**

<p>Project Title: Turner Avenue Pavement Rehabilitation</p>	<p>Dept. Responsible: ENG012-Engineering Deposits, Grants and Projects</p>
<p>Location: Turner Avenue from Riverside Drive to Chino Avenue</p>	<p>Project Manager: Tricia Espinoza</p> <p>Project ID: ST</p> <p>Project Start Date: 7/1/2026</p> <p>Project Status: Future</p>
<p>Description of Improvements: Rehabilitation of the pavement on Turner Avenue from Riverside Drive to Chino Avenue with an asphalt rubberized overlay. Construction of missing curb, gutter, access ramps, traffic signage, striping and related improvements as needed.</p>	<p>CIP Category: Streets</p> <p>DIF Project No: N/A</p> <p>Estimated End Date: 6/30/2027</p> <p>Total Cost: \$ 400,000</p>
<p>Justification or Significance of Improvement: The existing pavement condition at this location and the desire to extend the useful life of this pavement justify this improvement. This is part of the City's Pavement Management Program.</p>	<p>Project Priority Within CIP Category</p> <p><input type="checkbox"/> Essential (Start within 1 year)</p> <p><input type="checkbox"/> Necessary (Start within 1 to 3 years)</p> <p><input checked="" type="checkbox"/> Desirable (Start within 3 to 5 years)</p> <p>Is Project Funding Subject to Award by Outside Agency?</p> <p><input type="checkbox"/> Yes (provide details in comments)</p> <p><input checked="" type="checkbox"/> No</p> <p>City Council Goals & Objectives: Invest in the City's Infrastructure (Water, Streets, Sewer, Parks, Storm Drains, and Public Facilities)</p>

Fiscal Year	FY 2022-23	FY 2023-24	FY 2024-25	FY 2025-26	FY 2026-27	FY 2027-28	Outer Years	Total Cost
	Current	Adopted	Recommended					
Fund:	2531-Road Maint & Rehab Acct (SB 1)							
Architect & Eng Svcs	-	-	-	-	-	-	-	-
Land Purchases	-	-	-	-	-	-	-	-
Construction Contracts	-	-	-	-	395,000	-	-	395,000
Other Professional Svcs	-	-	-	-	5,000	-	-	5,000
Other Misc Expenses	-	-	-	-	-	-	-	-
Total Cost	\$ -	\$ -	\$ -	\$ -	\$ 400,000	\$ -	\$ -	\$ 400,000
Annual O&M								

Review and Comments:
Annual operating and maintenance costs are included in the City's annual operating budget.

Brooks Street Pavement Rehabilitation (Benson to Mountain)



**City of Ontario
Capital Improvement Program
Recommended Budget for Fiscal Year 2027-28**

Project Title: Brooks Street Pavement Rehabilitation	Dept. Responsible: ENG012-Engineering Deposits, Grants and Projects							
Location: Brooks Street from Benson Avenue to Mountain Avenue	Project Manager: Tricia Espinoza Project ID: ST Project Start Date: 7/1/2027 Project Status: Future							
Description of Improvements: Rehabilitation of the pavement on Brooks Street from Benson Avenue to Mountain Avenue with an asphalt rubberized overlay. Construction of missing curb, gutter, access ramps, traffic signage, striping and related improvements as needed.	CIP Category: Streets DIF Project No: N/A Estimated End Date: 6/30/2028 Total Cost: \$ 600,000							
	<table border="1" style="width: 100%; border-collapse: collapse;"> <tr> <td style="width: 60%;">Project Priority Within CIP Category</td> <td style="width: 40%;">Is Project Funding Subject to Award by Outside Agency?</td> </tr> <tr> <td><input type="checkbox"/> Essential (Start within 1 year)</td> <td><input type="checkbox"/> Yes (provide details in comments)</td> </tr> <tr> <td><input type="checkbox"/> Necessary (Start within 1 to 3 years)</td> <td><input checked="" type="checkbox"/> No</td> </tr> <tr> <td><input checked="" type="checkbox"/> Desirable (Start within 3 to 5 years)</td> <td></td> </tr> </table>	Project Priority Within CIP Category	Is Project Funding Subject to Award by Outside Agency?	<input type="checkbox"/> Essential (Start within 1 year)	<input type="checkbox"/> Yes (provide details in comments)	<input type="checkbox"/> Necessary (Start within 1 to 3 years)	<input checked="" type="checkbox"/> No	<input checked="" type="checkbox"/> Desirable (Start within 3 to 5 years)
Project Priority Within CIP Category	Is Project Funding Subject to Award by Outside Agency?							
<input type="checkbox"/> Essential (Start within 1 year)	<input type="checkbox"/> Yes (provide details in comments)							
<input type="checkbox"/> Necessary (Start within 1 to 3 years)	<input checked="" type="checkbox"/> No							
<input checked="" type="checkbox"/> Desirable (Start within 3 to 5 years)								
Justification or Significance of Improvement: The existing pavement condition at this location and the desire to extend the useful life of this pavement justify this improvement. This is part of the City's Pavement Management Program.	City Council Goals & Objectives: Invest in the City's Infrastructure (Water, Streets, Sewer, Parks, Storm Drains, and Public Facilities)							

Fiscal Year	FY 2022-23	FY 2023-24	FY 2024-25	FY 2025-26	FY 2026-27	FY 2027-28	Outer Years	Total Cost
	Current	Adopted	Recommended					
Fund:	2531-Road Maint & Rehab Acct (SB 1)							
Architect & Eng Svcs	-	-	-	-	-	-	-	-
Land Purchases	-	-	-	-	-	-	-	-
Construction Contracts	-	-	-	-	-	595,000	-	595,000
Other Professional Svcs	-	-	-	-	-	5,000	-	5,000
Other Misc Expenses	-	-	-	-	-	-	-	-
Total Cost	\$ -	\$ -	\$ -	\$ -	\$ -	\$ 600,000	\$ -	\$ 600,000
Annual O&M								

Review and Comments:
Annual operating and maintenance costs are included in the City's annual operating budget.

Cedar Street Pavement Rehabilitation (Proforma to Turner)



City of Ontario
Capital Improvement Program
Recommended Budget for Fiscal Year 2027-28

Project Title: Cedar Street Pavement Rehabilitation (Proforma to Turner)	Dept. Responsible: ENG012-Engineering Deposits, Grants and Projects Project Manager: Tricia Espinoza Project ID: ST Project Start Date: 7/1/2027 Project Status: Future
Location: Cedar Street from Proforma Avenue to Turner Avenue	CIP Category: Streets DIF Project No: N/A Estimated End Date: 6/30/2028 Total Cost: \$ 600,000
Description of Improvements: Rehabilitation of the pavement on Cedar Street from Proforma Avenue to Turner Avenue with an asphalt rubberized overlay. Construction of missing curb, gutter, access ramps, traffic signage, striping and related improvements as needed.	Project Priority Within CIP Category <input type="checkbox"/> Essential (Start within 1 year) <input type="checkbox"/> Necessary (Start within 1 to 3 years) <input checked="" type="checkbox"/> Desirable (Start within 3 to 5 years)
Justification or Significance of Improvement: The existing pavement condition at this location and the desire to extend the useful life of this pavement justify this improvement. This is part of the City's Pavement Management Program.	Is Project Funding Subject to Award by Outside Agency? <input type="checkbox"/> Yes (provide details in comments) <input checked="" type="checkbox"/> No
City Council Goals & Objectives: Invest in the City's Infrastructure (Water, Streets, Sewer, Parks, Storm Drains, and Public Facilities)	

Fiscal Year	FY 2022-23	FY 2023-24	FY 2024-25	FY 2025-26	FY 2026-27	FY 2027-28	Outer Years	Total Cost
	Current	Adopted	Recommended					
Fund:	2210-Measure I							
Architect & Eng Svcs	-	-	-	-	-	-	-	-
Land Purchases	-	-	-	-	-	-	-	-
Construction Contracts	-	-	-	-	-	595,000	-	595,000
Other Professional Svcs	-	-	-	-	-	5,000	-	5,000
Other Misc Expenses	-	-	-	-	-	-	-	-
Total Cost	\$ -	\$ -	\$ -	\$ -	\$ -	\$ 600,000	\$ -	\$ 600,000
Annual O&M								

Review and Comments:
 Annual operating and maintenance costs are included in the City's annual operating budget.

Locust Street Pavement Rehabilitation (Grove to Parco)



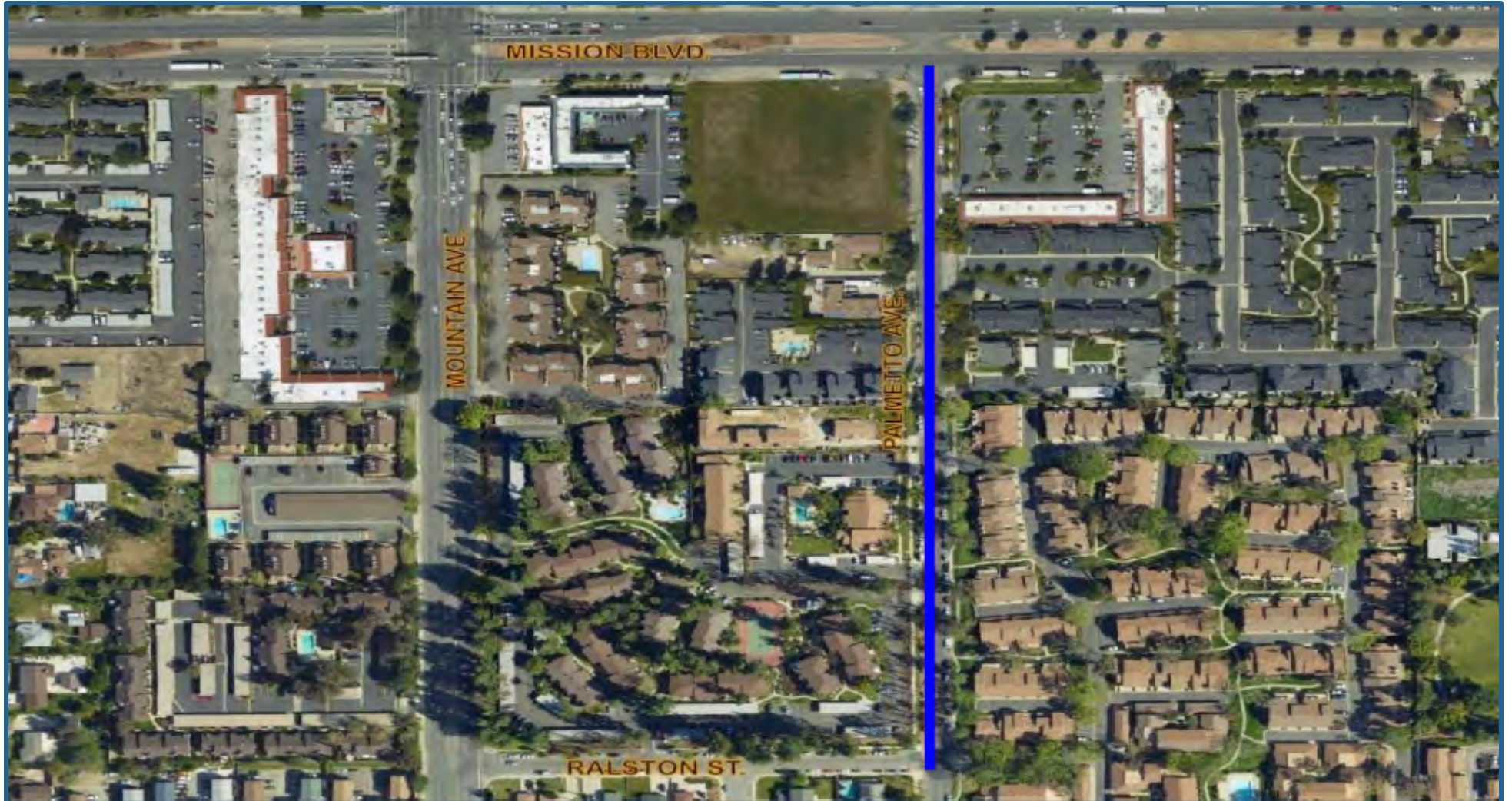
**City of Ontario
Capital Improvement Program
Recommended Budget for Fiscal Year 2027-28**

Project Title: Locust Street Pavement Rehabilitation (Grove to Parco)	Dept. Responsible: ENG012-Engineering Deposits, Grants and Projects							
Location: Locust Street from Grove Avenue to Parco Avenue	Project Manager: Tricia Espinoza Project ID: ST Project Start Date: 7/1/2027 Project Status: Future							
Description of Improvements: Rehabilitation of the pavement on Locus Street from Grove Avenue to Parco Avenue with an asphalt rubberized overlay. Construction of missing curb, gutter, access ramps, traffic signage, striping and related improvements as needed.	CIP Category: Streets DIF Project No: N/A Estimated End Date: 6/30/2028 Total Cost: \$ 250,000							
	<table border="1" style="width: 100%; border-collapse: collapse;"> <tr> <td style="width: 60%;">Project Priority Within CIP Category</td> <td style="width: 40%;">Is Project Funding Subject to Award by Outside Agency?</td> </tr> <tr> <td><input type="checkbox"/> Essential (Start within 1 year)</td> <td><input type="checkbox"/> Yes (provide details in comments)</td> </tr> <tr> <td><input type="checkbox"/> Necessary (Start within 1 to 3 years)</td> <td><input checked="" type="checkbox"/> No</td> </tr> <tr> <td><input checked="" type="checkbox"/> Desirable (Start within 3 to 5 years)</td> <td></td> </tr> </table>	Project Priority Within CIP Category	Is Project Funding Subject to Award by Outside Agency?	<input type="checkbox"/> Essential (Start within 1 year)	<input type="checkbox"/> Yes (provide details in comments)	<input type="checkbox"/> Necessary (Start within 1 to 3 years)	<input checked="" type="checkbox"/> No	<input checked="" type="checkbox"/> Desirable (Start within 3 to 5 years)
Project Priority Within CIP Category	Is Project Funding Subject to Award by Outside Agency?							
<input type="checkbox"/> Essential (Start within 1 year)	<input type="checkbox"/> Yes (provide details in comments)							
<input type="checkbox"/> Necessary (Start within 1 to 3 years)	<input checked="" type="checkbox"/> No							
<input checked="" type="checkbox"/> Desirable (Start within 3 to 5 years)								
Justification or Significance of Improvement: The existing pavement condition at this location and the desire to extend the useful life of this pavement justify this improvement. This is part of the City's Pavement Management Program.	City Council Goals & Objectives: Invest in the City's Infrastructure (Water, Streets, Sewer, Parks, Storm Drains, and Public Facilities)							

Fiscal Year	FY 2022-23	FY 2023-24	FY 2024-25	FY 2025-26	FY 2026-27	FY 2027-28	Outer Years	Total Cost
	Current	Adopted	Recommended					
Fund:	2531-Road Maint & Rehab Acct (SB 1)							
Architect & Eng Svcs	-	-	-	-	-	-	-	-
Land Purchases	-	-	-	-	-	-	-	-
Construction Contracts	-	-	-	-	-	245,000	-	245,000
Other Professional Svcs	-	-	-	-	-	5,000	-	5,000
Other Misc Expenses	-	-	-	-	-	-	-	-
Total Cost	\$ -	\$ -	\$ -	\$ -	\$ -	\$ 250,000	\$ -	\$ 250,000
Annual O&M								

Review and Comments:
Annual operating and maintenance costs are included in the City's annual operating budget.

Palmetto Avenue Pavement Rehabilitation (Mission to Ralston)



**City of Ontario
Capital Improvement Program
Recommended Budget for Fiscal Year 2027-28**

Project Title: Palmetto Avenue Pavement Rehabilitation (Mission to Ralston)	Dept. Responsible: ENG012-Engineering Deposits, Grants and Projects
Location: Palmetto Avenue from Mission Boulevard to Ralston Street	Project Manager: Tricia Espinoza Project ID: ST Project Start Date: 7/1/2027 Project Status: Future
Description of Improvements: Rehabilitation of the pavement on Palmetto Avenue from Mission Boulevard to Ralston Street with an asphalt rubberized overlay. Construction of missing curb, gutter, access ramps, traffic signage, striping and related improvements as needed.	CIP Category: Streets DIF Project No: N/A Estimated End Date: 6/30/2028 Total Cost: \$ 250,000
Justification or Significance of Improvement: The existing pavement condition at this location and the desire to extend the useful life of this pavement justify this improvement. This is part of the City's Pavement Management Program.	Project Priority Within CIP Category <input type="checkbox"/> Essential (Start within 1 year) <input type="checkbox"/> Necessary (Start within 1 to 3 years) <input checked="" type="checkbox"/> Desirable (Start within 3 to 5 years)
	Is Project Funding Subject to Award by Outside Agency? <input type="checkbox"/> Yes (provide details in comments) <input checked="" type="checkbox"/> No
	City Council Goals & Objectives: Invest in the City's Infrastructure (Water, Streets, Sewer, Parks, Storm Drains, and Public Facilities)

Fiscal Year	FY 2022-23	FY 2023-24	FY 2024-25	FY 2025-26	FY 2026-27	FY 2027-28	Outer Years	Total Cost
	Current	Adopted	Recommended					
Fund:	2210-Measure I							
Architect & Eng Svcs	-	-	-	-	-	-	-	-
Land Purchases	-	-	-	-	-	-	-	-
Construction Contracts	-	-	-	-	-	245,000	-	245,000
Other Professional Svcs	-	-	-	-	-	5,000	-	5,000
Other Misc Expenses	-	-	-	-	-	-	-	-
Total Cost	\$ -	\$ -	\$ -	\$ -	\$ -	\$ 250,000	\$ -	\$ 250,000
Annual O&M								

Review and Comments:
Annual operating and maintenance costs are included in the City's annual operating budget.





PREMIER COMMUNITY OF THE INLAND EMPIRE



City of Ontario
Capital Improvement Program
Summary of Capital Improvement Program by Project Type

Project Type	Funding Source	Page	FY 2022-23 Current	FY 2023-24 Adopted	FY 2024-25 Recommended	FY 2025-26 Recommended	FY 2026-27 Recommended	FY 2027-28 Recommended	Outer Years	Total
Traffic										
CDBG Street Light Improvements	Other Funds	315	\$ -	\$ 200,000	\$ 200,000	\$ 200,000	\$ 200,000	\$ 200,000	\$ -	\$ 1,000,000
Downtown Traffic Study (Euclid Ave)	Other Funds	317	-	100,000	-	-	-	-	-	100,000
Annual Street Light Improvements	Measure Q	319	-	-	250,000	250,000	250,000	250,000	-	1,000,000
Annual Traffic Signal Coordination	Measure Q	321	-	-	75,000	75,000	75,000	75,000	-	300,000
Annual Traffic Signal Improvements	Other Funds	323	-	-	-	700,000	700,000	1,000,000	-	2,400,000
Traffic Total			\$ -	\$ 300,000	\$ 525,000	\$ 1,225,000	\$ 1,225,000	\$ 1,525,000	\$ -	\$ 4,800,000

CDBG Street Light Improvements



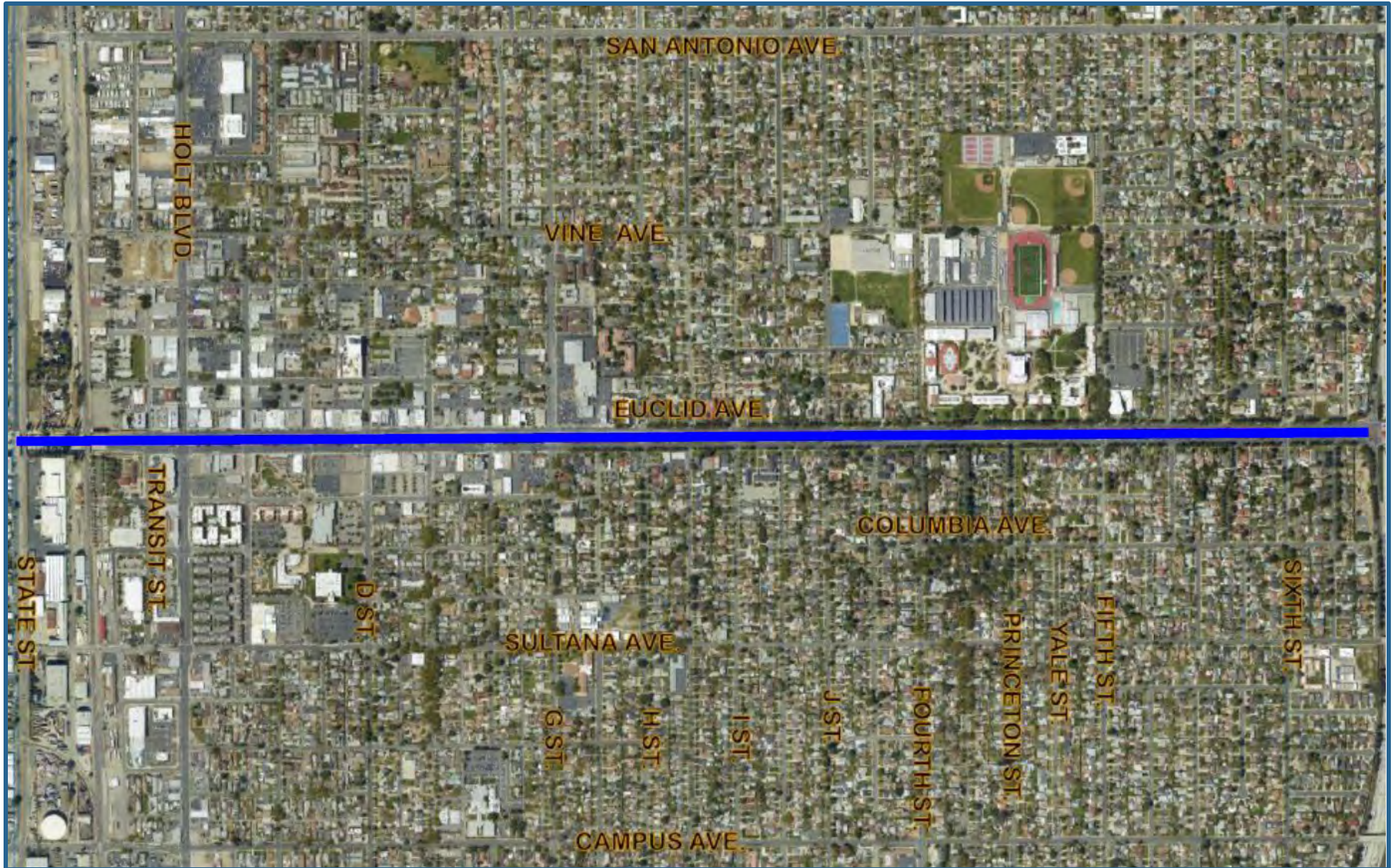
**City of Ontario
Capital Improvement Program
Adopted Budget for Fiscal Year 2023-24**

Project Title: CDBG Street Light Improvements	Dept. Responsible: HSG004-Housing Deposits, Grants and Projects							
Location: Various locations within City of Ontario CDBG areas	Project Manager: Jay Bautista Project ID: GR_TR2402 Project Start Date: 7/1/2023 Project Status: New Project							
Description of Improvements: Installation of new LED street lights at critical locations within residential CDBG areas of the City of Ontario.	CIP Category: Traffic DIF Project No: N/A Estimated End Date: 6/30/2028 Total Cost: \$ 1,000,000							
	<table border="1" style="width: 100%; border-collapse: collapse;"> <tr> <td style="width: 50%;">Project Priority Within CIP Category</td> <td style="width: 50%;">Is Project Funding Subject to Award by Outside Agency?</td> </tr> <tr> <td><input type="checkbox"/> Essential (Start within 1 year)</td> <td><input type="checkbox"/> Yes (provide details in comments)</td> </tr> <tr> <td><input checked="" type="checkbox"/> Necessary (Start within 1 to 3 years)</td> <td><input checked="" type="checkbox"/> No</td> </tr> <tr> <td><input type="checkbox"/> Desirable (Start within 3 to 5 years)</td> <td></td> </tr> </table>	Project Priority Within CIP Category	Is Project Funding Subject to Award by Outside Agency?	<input type="checkbox"/> Essential (Start within 1 year)	<input type="checkbox"/> Yes (provide details in comments)	<input checked="" type="checkbox"/> Necessary (Start within 1 to 3 years)	<input checked="" type="checkbox"/> No	<input type="checkbox"/> Desirable (Start within 3 to 5 years)
Project Priority Within CIP Category	Is Project Funding Subject to Award by Outside Agency?							
<input type="checkbox"/> Essential (Start within 1 year)	<input type="checkbox"/> Yes (provide details in comments)							
<input checked="" type="checkbox"/> Necessary (Start within 1 to 3 years)	<input checked="" type="checkbox"/> No							
<input type="checkbox"/> Desirable (Start within 3 to 5 years)								
Justification or Significance of Improvement: Installation of new street lights will provide improved visibility at night for sidewalks and at conflict areas in various locations citywide.	City Council Goals & Objectives: Focus Resources in Ontario's Commercial and Residential Neighborhoods Invest in the City's Infrastructure (Water, Streets, Sewer, Parks, Storm Drains, and Public Facilities)							

Fiscal Year	FY 2022-23	FY 2023-24	FY 2024-25	FY 2025-26	FY 2026-27	FY 2027-28	Outer Years	Total Cost
	Current	Adopted	Recommended					
Fund:	2010-C.D.B.G.							
Architect & Eng Svcs	-	-	-	-	-	-	-	-
Land Purchases	-	-	-	-	-	-	-	-
Construction Contracts	-	200,000	200,000	200,000	200,000	200,000	-	1,000,000
Other Professional Svcs	-	-	-	-	-	-	-	-
Other Misc Expenses	-	-	-	-	-	-	-	-
Total Cost	\$ -	\$ 200,000	\$ 200,000	\$ 200,000	\$ 200,000	\$ 200,000	\$ -	\$ 1,000,000
Annual O&M								

Review and Comments:
Annual operating and maintenance are included in the City's annual operating budget.

Downtown Traffic Study



**City of Ontario
Capital Improvement Program
Adopted Budget for Fiscal Year 2023-24**

Project Title: Downtown Traffic Study	Dept. Responsible: ENG012-Engineering Deposits, Grants and Projects
Location: Euclid Avenue Downtown Area from State Street north to Sixth Street	Project Manager: Jay Bautista Project ID: TR2401 Project Start Date: 7/1/2023 Project Status: New Project
Description of Improvements: Mobility analysis of the Euclid Downtown Corridor including the examining road diet, truck rerouting, traffic calming and complete streets elements for the area.	CIP Category: Traffic DIF Project No: N/A Estimated End Date: 6/30/2024 Total Cost: \$ 100,000
Justification or Significance of Improvement: Engineering improvements may be necessary to complement the revitalization efforts in the Downtown area.	Project Priority Within CIP Category <input checked="" type="checkbox"/> Essential (Start within 1 year) <input type="checkbox"/> Necessary (Start within 1 to 3 years) <input type="checkbox"/> Desirable (Start within 3 to 5 years)
	Is Project Funding Subject to Award by Outside Agency? <input type="checkbox"/> Yes (provide details in comments) <input checked="" type="checkbox"/> No
	City Council Goals & Objectives: Invest in the City's Infrastructure (Water, Streets, Sewer, Parks, Storm Drains, and Public Facilities)

Fiscal Year	FY 2022-23	FY 2023-24	FY 2024-25	FY 2025-26	FY 2026-27	FY 2027-28	Outer Years	Total Cost
	Current	Adopted	Recommended					
Fund:	2531-Road Maint & Rehab Acct (SB 1)							
Architect & Eng Svcs	-	100,000	-	-	-	-	-	100,000
Land Purchases	-	-	-	-	-	-	-	-
Construction Contracts	-	-	-	-	-	-	-	-
Other Professional Svcs	-	-	-	-	-	-	-	-
Other Misc Expenses	-	-	-	-	-	-	-	-
Total Cost	\$ -	\$ 100,000	\$ -	\$ -	\$ -	\$ -	\$ -	\$ 100,000
Annual O&M								

Review and Comments:

Annual Street Light Improvements Project



City of Ontario
Capital Improvement Program
Recommended Budget for Fiscal Year 2024-25

Project Title: Annual Street Light Improvements	Dept. Responsible: ENG012-Engineering Deposits, Grants and Projects				
Location: Various locations citywide.	Project Manager: Jay Bautista Project ID: TR Project Start Date: 7/1/2024 Project Status: New Project				
Description of Improvements: Design and construction of street lights at various locations throughout the City.	CIP Category: Traffic DIF Project No: N/A Estimated End Date: 6/30/2028 Total Cost: \$ 1,000,000				
Justification or Significance of Improvement: Installation of new street lights will provide improved visibility at night for sidewalks and at conflict areas at intersections.	<table border="1" style="width: 100%; border-collapse: collapse;"> <tr> <td style="width: 50%;">Project Priority Within CIP Category <input type="checkbox"/> Essential (Start within 1 year) <input checked="" type="checkbox"/> Necessary (Start within 1 to 3 years) <input type="checkbox"/> Desirable (Start within 3 to 5 years) </td> <td style="width: 50%;">Is Project Funding Subject to Award by Outside Agency? <input type="checkbox"/> Yes (provide details in comments) <input checked="" type="checkbox"/> No </td> </tr> <tr> <td colspan="2">City Council Goals & Objectives: Focus Resources in Ontario's Commercial and Residential Neighborhoods Invest in the City's Infrastructure (Water, Streets, Sewer, Parks, Storm Drains, and Public Facilities)</td> </tr> </table>	Project Priority Within CIP Category <input type="checkbox"/> Essential (Start within 1 year) <input checked="" type="checkbox"/> Necessary (Start within 1 to 3 years) <input type="checkbox"/> Desirable (Start within 3 to 5 years)	Is Project Funding Subject to Award by Outside Agency? <input type="checkbox"/> Yes (provide details in comments) <input checked="" type="checkbox"/> No	City Council Goals & Objectives: Focus Resources in Ontario's Commercial and Residential Neighborhoods Invest in the City's Infrastructure (Water, Streets, Sewer, Parks, Storm Drains, and Public Facilities)	
Project Priority Within CIP Category <input type="checkbox"/> Essential (Start within 1 year) <input checked="" type="checkbox"/> Necessary (Start within 1 to 3 years) <input type="checkbox"/> Desirable (Start within 3 to 5 years)	Is Project Funding Subject to Award by Outside Agency? <input type="checkbox"/> Yes (provide details in comments) <input checked="" type="checkbox"/> No				
City Council Goals & Objectives: Focus Resources in Ontario's Commercial and Residential Neighborhoods Invest in the City's Infrastructure (Water, Streets, Sewer, Parks, Storm Drains, and Public Facilities)					

Fiscal Year	FY 2022-23	FY 2023-24	FY 2024-25	FY 2025-26	FY 2026-27	FY 2027-28	Outer Years	Total Cost
	Current	Adopted	Recommended					
Fund:	4011-Capital Projects - Measure Q							
Architect & Eng Svcs	-	-	50,000	50,000	50,000	50,000	-	200,000
Land Purchases	-	-	-	-	-	-	-	-
Construction Contracts	-	-	200,000	200,000	200,000	200,000	-	800,000
Other Professional Svcs	-	-	-	-	-	-	-	-
Other Misc Expenses	-	-	-	-	-	-	-	-
Total Cost	\$ -	\$ -	\$ 250,000	\$ 250,000	\$ 250,000	\$ 250,000	\$ -	\$ 1,000,000
Annual O&M								

Review and Comments:
 Annual operating and maintenance are included in the City's annual operating budget.

Annual Traffic Signal Coordination



City of Ontario
Capital Improvement Program
Recommended Budget for Fiscal Year 2024-25

Project Title: Annual Traffic Signal Coordination	Dept. Responsible: ENG012-Engineering Deposits, Grants and Projects								
Location: Various locations citywide	Project Manager: Jay Bautista Project ID: TR Project Start Date: 7/1/2024 Project Status: New Project								
Description of Improvements: Traffic signal timing coordination along various locations throughout the City.	CIP Category: Traffic DIF Project No: N/A Estimated End Date: 6/30/2028 Total Cost: \$ 300,000								
Justification or Significance of Improvement: Improved signal coordination will result in reduced delay for motorists along major arterials in the City.	<table border="1" style="width: 100%; border-collapse: collapse;"> <tr> <td style="width: 50%;">Project Priority Within CIP Category</td> <td style="width: 50%;">Is Project Funding Subject to Award by Outside Agency?</td> </tr> <tr> <td><input type="checkbox"/> Essential (Start within 1 year)</td> <td><input type="checkbox"/> Yes (provide details in comments)</td> </tr> <tr> <td><input checked="" type="checkbox"/> Necessary (Start within 1 to 3 years)</td> <td><input checked="" type="checkbox"/> No</td> </tr> <tr> <td><input type="checkbox"/> Desirable (Start within 3 to 5 years)</td> <td></td> </tr> </table> <p>City Council Goals & Objectives: Focus Resources in Ontario's Commercial and Residential Neighborhoods Invest in the City's Infrastructure (Water, Streets, Sewer, Parks, Storm Drains, and Public Facilities)</p>	Project Priority Within CIP Category	Is Project Funding Subject to Award by Outside Agency?	<input type="checkbox"/> Essential (Start within 1 year)	<input type="checkbox"/> Yes (provide details in comments)	<input checked="" type="checkbox"/> Necessary (Start within 1 to 3 years)	<input checked="" type="checkbox"/> No	<input type="checkbox"/> Desirable (Start within 3 to 5 years)	
Project Priority Within CIP Category	Is Project Funding Subject to Award by Outside Agency?								
<input type="checkbox"/> Essential (Start within 1 year)	<input type="checkbox"/> Yes (provide details in comments)								
<input checked="" type="checkbox"/> Necessary (Start within 1 to 3 years)	<input checked="" type="checkbox"/> No								
<input type="checkbox"/> Desirable (Start within 3 to 5 years)									

Fiscal Year	FY 2022-23	FY 2023-24	FY 2024-25	FY 2025-26	FY 2026-27	FY 2027-28	Outer Years	Total Cost
	Current	Adopted	Recommended					
Fund:	4011-Capital Projects - Measure Q							
Architect & Eng Svcs	-	-	75,000	75,000	75,000	75,000	-	300,000
Land Purchases	-	-	-	-	-	-	-	-
Construction Contracts	-	-	-	-	-	-	-	-
Other Professional Svcs	-	-	-	-	-	-	-	-
Other Misc Expenses	-	-	-	-	-	-	-	-
Total Cost	\$ -	\$ -	\$ 75,000	\$ 75,000	\$ 75,000	\$ 75,000	\$ -	\$ 300,000
Annual O&M								

Review and Comments:
 Annual operating and maintenance costs are included in the City's annual operating budget.

Annual Traffic Signal Improvements



City of Ontario
Capital Improvement Program
Recommended Budget for Fiscal Year 2025-26

Project Title: Annual Traffic Signal Improvements	Dept. Responsible: ENG012-Engineering Deposits, Grants and Projects								
Location: Various locations citywide	Project Manager: Jay Bautista Project ID: TR Project Start Date: 7/1/2025 Project Status: Future								
Description of Improvements: Installation and modification of traffic signal improvements at various locations as within the City as needed.	CIP Category: Traffic DIF Project No: N/A Estimated End Date: 6/30/2028 Total Cost: \$ 2,400,000								
Justification or Significance of Improvement: Traffic signal improvements are considered based on public increased traffic volumes, safety concerns, warrant studies and suggestions from the City's community.	<table border="1" style="width: 100%; border-collapse: collapse;"> <tr> <td style="width: 50%;">Project Priority Within CIP Category</td> <td style="width: 50%;">Is Project Funding Subject to Award by Outside Agency?</td> </tr> <tr> <td><input type="checkbox"/> Essential (Start within 1 year)</td> <td><input type="checkbox"/> Yes (provide details in comments)</td> </tr> <tr> <td><input type="checkbox"/> Necessary (Start within 1 to 3 years)</td> <td><input checked="" type="checkbox"/> No</td> </tr> <tr> <td><input checked="" type="checkbox"/> Desirable (Start within 3 to 5 years)</td> <td></td> </tr> </table> <p>City Council Goals & Objectives: Invest in the City's Infrastructure (Water, Streets, Sewer, Parks, Storm Drains, and Public Facilities)</p>	Project Priority Within CIP Category	Is Project Funding Subject to Award by Outside Agency?	<input type="checkbox"/> Essential (Start within 1 year)	<input type="checkbox"/> Yes (provide details in comments)	<input type="checkbox"/> Necessary (Start within 1 to 3 years)	<input checked="" type="checkbox"/> No	<input checked="" type="checkbox"/> Desirable (Start within 3 to 5 years)	
Project Priority Within CIP Category	Is Project Funding Subject to Award by Outside Agency?								
<input type="checkbox"/> Essential (Start within 1 year)	<input type="checkbox"/> Yes (provide details in comments)								
<input type="checkbox"/> Necessary (Start within 1 to 3 years)	<input checked="" type="checkbox"/> No								
<input checked="" type="checkbox"/> Desirable (Start within 3 to 5 years)									

Fiscal Year	FY 2022-23	FY 2023-24	FY 2024-25	FY 2025-26	FY 2026-27	FY 2027-28	Outer Years	Total Cost
	Current	Adopted	Recommended					
Fund:	2531-Road Maint & Rehab Acct (SB 1)							
Architect & Eng Svcs	-	-	-	-	-	-	-	-
Land Purchases	-	-	-	-	-	-	-	-
Construction Contracts	-	-	-	700,000	700,000	1,000,000	-	2,400,000
Other Professional Svcs	-	-	-	-	-	-	-	-
Other Misc Expenses	-	-	-	-	-	-	-	-
Total Cost	\$ -	\$ -	\$ -	\$ 700,000	\$ 700,000	\$ 1,000,000	\$ -	\$ 2,400,000
Annual O&M								

Review and Comments:
Annual operating maintenance costs are included in the City's annual operating budget.





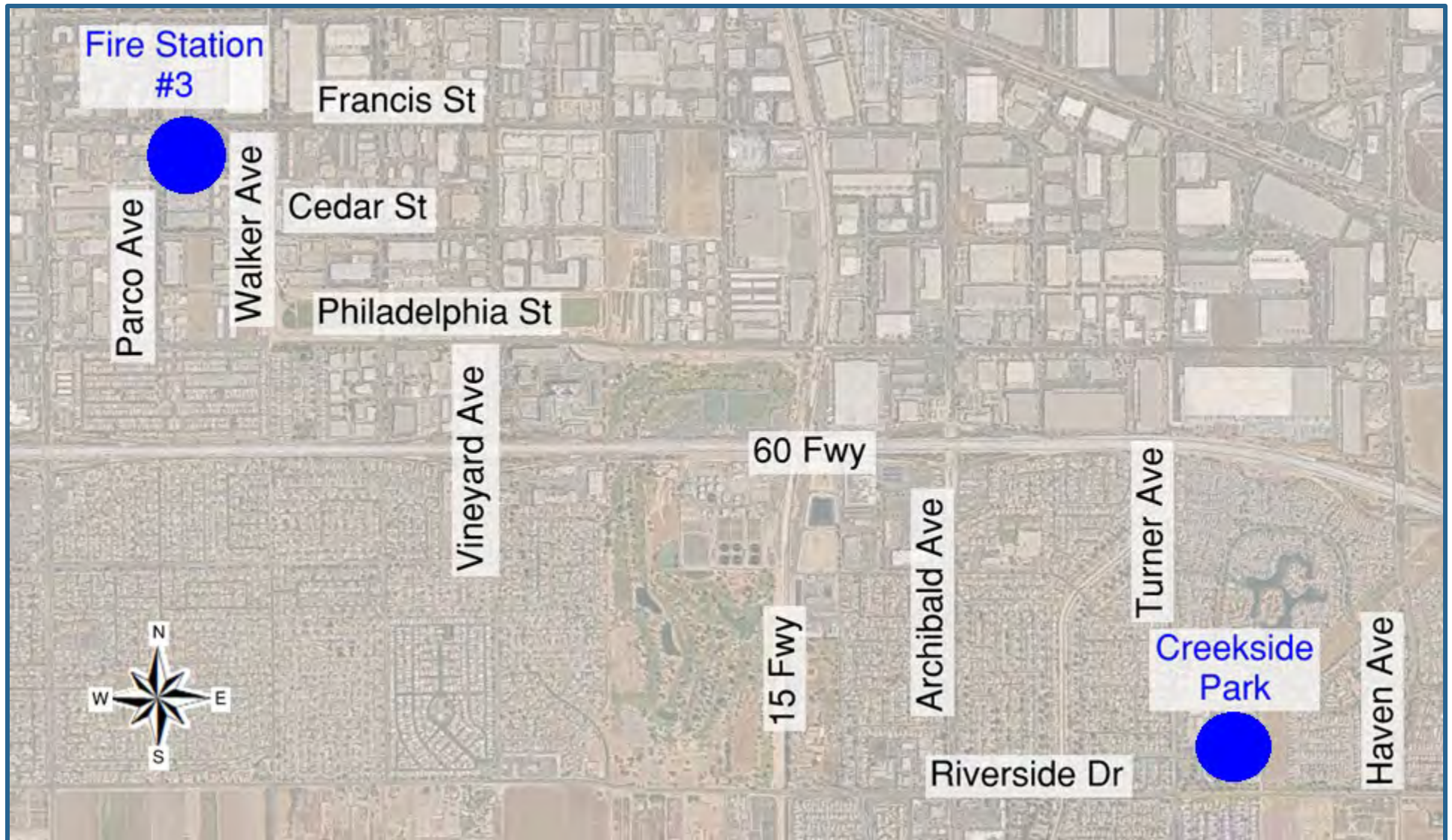
PREMIER COMMUNITY OF THE INLAND EMPIRE



City of Ontario
Capital Improvement Program
Summary of Capital Improvement Program by Project Type

Project Type	Funding Source	Page	FY 2022-23 Current	FY 2023-24 Adopted	FY 2024-25 Recommended	FY 2025-26 Recommended	FY 2026-27 Recommended	FY 2027-28 Recommended	Outer Years	Total
Water										
Automated Metering Infrastructure (AMI) Antenna Towers, Phase 2	Other Funds	329	\$ 1,709,887	\$ 170,000	\$ 1,400,000	\$ -	\$ -	\$ -	\$ -	\$ 3,279,887
Bon View Avenue Water Main Improvements (South of Francis)	DIF Funds/ Other Funds	331	-	1,107,194	-	-	-	-	-	1,107,194
FY 2022-23 Water Main Improvements	Other Funds	333	1,637,500	-	9,000,000	-	-	-	-	10,637,500
FY 2023-24 Water Main Improvements	Other Funds	335	1,000,000	5,200,000	-	-	-	-	-	6,200,000
FY 2024-25 Water Main Improvements	Other Funds	337	-	900,000	5,000,000	-	-	-	-	5,900,000
Water Main Improvements	Other Funds	339	-	-	-	500,000	5,750,000	6,000,000	-	12,250,000
Ontario Municipal Service Center Bioswale Drainage Improvements	Other Funds	341	-	100,000	300,000	-	-	-	-	400,000
Pure Ontario Water (POW) - Advanced Water Purification Facility (Alternative Water Supply)	Other Funds	343	-	1,000,000	7,000,000	90,000,000	-	-	-	98,000,000
State Street, Campus Avenue, and Bon View Avenue Water Main Improvements	DIF Funds/ Other Funds	345	-	889,624	-	-	-	-	-	889,624
Water Main Improvements on Transit Street, Emporia Street, Palm Avenue, and Laurel Avenue	Other Funds	347	845,506	2,300,000	-	-	-	-	-	3,145,506
Downtown Water Main Improvements	Other Funds	349	165,000	-	2,438,576	-	-	-	-	2,603,576
New Potable Water Well No. 53	Other Funds	351	500,000	-	1,500,000	6,500,000	-	-	-	8,500,000
Onsite Chlorine Generators	Other Funds	353	1,628,135	-	4,352,750	-	-	-	-	5,980,885
Ontario Ranch Phase 2B Water Main Improvements	DIF Funds	355	1,575,000	-	1,575,000	7,626,000	7,626,000	6,468,750	6,468,750	31,339,500
Ontario Ranch Loop Phase 2 - Reservoir 925'-1A	DIF Funds	357	1,430,352	-	1,430,352	5,000,000	5,000,000	5,000,000	-	17,860,704
13th Street Reservoirs Structural Retrofits	DIF Funds	359	-	-	-	1,000,000	9,000,000	-	-	10,000,000
Euclid Avenue Recycled Water System (\$10M in Grant Funds)	Other Funds	361	10,314,504	-	-	10,000,000	-	-	-	20,314,504
Replacement Potable Water Well	Other Funds	363	-	-	-	500,000	1,500,000	6,500,000	-	8,500,000
Reservoir 1212' 4A and Transmission Main	DIF Funds/ Other Funds	365	-	-	-	1,500,000	18,000,000	12,000,000	-	31,500,000
Groundwater Wellhead Treatment Facility	Other Funds	367	-	-	-	-	1,000,000	16,250,000	-	17,250,000
Water Total			\$ 20,805,884	\$ 11,666,818	\$ 33,996,678	\$ 122,626,000	\$ 47,876,000	\$ 52,218,750	\$ 6,468,750	\$ 295,658,880

Automated Metering Infrastructure (AMI) Antenna Towers, Phase 2



**City of Ontario
Capital Improvement Program
Adopted Budget for Fiscal Year 2023-24**

Project Title: Automated Metering Infrastructure (AMI) Antenna Towers, Phase 2 Location: Fire Station 3 and Creekside Park - 1408 East Francis Street	Dept. Responsible: WTR007-Water Deposits, Grants and Projects Project Manager: Omar Gonzalez Project ID: WA1601 Project Start Date: 7/1/2023 Project Status: New Phase CIP Category: Water DIF Project No: N/A Estimated End Date: 6/30/2025 Total Cost: \$ 3,279,887
--	--

Description of Improvements: Design and construction of two AMI tower stations at Fire Station 3 and Creekside Park. Each station is capable of reading and transmitting water data within a two to three mile radius.	Project Priority Within CIP Category <input checked="" type="checkbox"/> Essential (Start within 1 year) <input type="checkbox"/> Necessary (Start within 1 to 3 years) <input type="checkbox"/> Desirable (Start within 3 to 5 years)
--	--

Is Project Funding Subject to Award by Outside Agency? <input type="checkbox"/> Yes (provide details in comments) <input checked="" type="checkbox"/> No

Justification or Significance of Improvement: The City is phasing in technology to remotely collect water meter reads and operational data from the City's 32,000 meters. The current system requires field staff to "drive by" the existing meters throughout the City to obtain readings. The implementation of the AMI system will provide the capability to access meter data information in real-time and improve operational efficiencies.	City Council Goals & Objectives: Invest in the Growth and Evolution of the City's Economy Operate in a Businesslike Manner Invest in the City's Infrastructure (Water, Streets, Sewer, Parks, Storm Drains, and Public Facilities)
--	--

Fiscal Year	FY 2022-23	FY 2023-24	FY 2024-25	FY 2025-26	FY 2026-27	FY 2027-28	Outer Years	Total Cost
	Current	Adopted	Recommended					
Fund:	5011-Water Capital							
Architect & Eng Svcs	924,010	170,000	275,000	-	-	-	-	1,369,010
Land Purchases	-	-	-	-	-	-	-	-
Construction Contracts	710,877	-	1,125,000	-	-	-	-	1,835,877
Other Professional Svcs	-	-	-	-	-	-	-	-
Other Misc Expenses	75,000	-	-	-	-	-	-	75,000
Total Cost	\$ 1,709,887	\$ 170,000	\$ 1,400,000	\$ -	\$ -	\$ -	\$ -	\$ 3,279,887
Annual O&M								

Review and Comments:

Bon View Avenue Water Main Improvements



**City of Ontario
Capital Improvement Program
Adopted Budget for Fiscal Year 2023-24**

Project Title: Bon View Avenue Water Main Improvements (South of Francis)	Dept. Responsible: WTR007-Water Deposits, Grants and Projects	
Location: Bon View Avenue, between Cedar Street and Francis Street	Project Manager: Omar Gonzalez	CIP Category: Water
Description of Improvements: Upsizing and consolidation of existing 4" and 8" water mains to a single 12" water main on Bon View Avenue, between Cedar Street and Francis Street; and reconnection of perpendicular watermains on Francis Street and Cedar Street, and replacement and reconnection of all appurtenances and services.	Project ID: WA2401	DIF Project No: WT-022
	Project Start Date: 7/1/2023	Estimated End Date: 6/30/2024
	Project Status: New Project	Total Cost: \$ 1,107,194
Justification or Significance of Improvement: Construction of the new 12" water main will upsize and consolidate aging and undersized infrastructure.	Project Priority Within CIP Category	Is Project Funding Subject to Award by Outside Agency?
	<input checked="" type="checkbox"/> Essential (Start within 1 year) <input type="checkbox"/> Necessary (Start within 1 to 3 years) <input type="checkbox"/> Desirable (Start within 3 to 5 years)	<input type="checkbox"/> Yes (provide details in comments) <input checked="" type="checkbox"/> No
City Council Goals & Objectives:		
Invest in the Growth and Evolution of the City's Economy		
Operate in a Businesslike Manner		
Invest in the City's Infrastructure (Water, Streets, Sewer, Parks, Storm Drains, and Public Facilities)		

Fiscal Year	FY 2022-23	FY 2023-24	FY 2024-25	FY 2025-26	FY 2026-27	FY 2027-28	Outer Years	Total Cost
	Current	Adopted	Recommended					
Fund:	4314-OMC - Local Adjacent Water							
Architect & Eng Svcs	-	-	-	-	-	-	-	-
Land Purchases	-	-	-	-	-	-	-	-
Construction Contracts	-	381,194	-	-	-	-	-	381,194
Other Professional Svcs	-	-	-	-	-	-	-	-
Other Misc Expenses	-	-	-	-	-	-	-	-
Fund:	5011-Water Capital							
Architect & Eng Svcs	-	-	-	-	-	-	-	-
Land Purchases	-	-	-	-	-	-	-	-
Construction Contracts	-	726,000	-	-	-	-	-	726,000
Other Professional Svcs	-	-	-	-	-	-	-	-
Other Misc Expenses	-	-	-	-	-	-	-	-
Total Cost	\$ -	\$ 1,107,194	\$ -	\$ -	\$ -	\$ -	\$ -	\$ 1,107,194
Annual O&M								

Review and Comments:
 This project will be designed and constructed as a Condition of Approval for the PDEV21-030 Development. Construction costs for the reconnection of perpendicular watermains on Francis and Cedar Street, replacement and reconnection of all appurtenances and services will be reimbursed through Water Capital fund and a portion of the main through the Local Adjacent Water DIF.

FY 2022-23 Water Main Improvements



City of Ontario
Capital Improvement Program
Recommended Budget for Fiscal Year 2024-25

Project Title: FY 2022-23 Water Main Improvements	Dept. Responsible: WTR007-Water Deposits, Grants and Projects	
Location: Various locations determined by the Water Master Plan and aging asset review of existing water mains.	Project Manager: Omar Gonzalez	CIP Category: Water
Description of Improvements: Replacement of approximately 22,260 lineal feet of undersized and aging water main throughout the City.	Project ID: WA2303	DIF Project No: N/A
	Project Start Date: 7/1/2022	Estimated End Date: 6/30/2025
	Project Status: New Phase	Total Cost: \$ 10,637,500
Justification or Significance of Improvement: The City's Water Master Plan and aging asset review are used to locate and replace undersized and aging pipelines to keep reliability of water service to the community, to improve service pressure, and fire flow availability. Improvements are prioritized based on capacity deficiency, condition assessments, and current level of maintenance activities needed to provide adequate water service.	Project Priority Within CIP Category	
	<input checked="" type="checkbox"/> Essential (Start within 1 year) <input type="checkbox"/> Necessary (Start within 1 to 3 years) <input type="checkbox"/> Desirable (Start within 3 to 5 years)	Is Project Funding Subject to Award by Outside Agency? <input type="checkbox"/> Yes (provide details in comments) <input checked="" type="checkbox"/> No
City Council Goals & Objectives:		
Invest in the City's Infrastructure (Water, Streets, Sewer, Parks, Storm Drains, and Public Facilities)		
Focus Resources in Ontario's Commercial and Residential Neighborhoods		
Invest in the Growth and Evolution of the City's Economy		
Operate in a Businesslike Manner		

Fiscal Year	FY 2022-23	FY 2023-24	FY 2024-25	FY 2025-26	FY 2026-27	FY 2027-28	Outer Years	Total Cost
	Current	Adopted	Recommended					
Fund:	5011-Water Capital							
Architect & Eng Svcs	1,637,500	-	-	-	-	-	-	1,637,500
Land Purchases	-	-	-	-	-	-	-	-
Construction Contracts	-	-	9,000,000	-	-	-	-	9,000,000
Other Professional Svcs	-	-	-	-	-	-	-	-
Other Misc Expenses	-	-	-	-	-	-	-	-
Total Cost	\$ 1,637,500	\$ -	\$ 9,000,000	\$ -	\$ -	\$ -	\$ -	\$ 10,637,500
Annual O&M								

Review and Comments:

FY 2023-24 Water Main Improvements



**City of Ontario
Capital Improvement Program
Adopted Budget for Fiscal Year 2023-24**

Project Title: FY 2023-24 Water Main Improvements	Dept. Responsible: WTR007-Water Deposits, Grants and Projects Project Manager: Omar Gonzalez Project ID: WA2304 Project Start Date: 7/1/2023 Project Status: New Phase								
Location: Various locations to be determined based on Water Master Plan and aging asset review of existing water mains.	CIP Category: Water DIF Project No: N/A Estimated End Date: 6/30/2025 Total Cost: \$ 6,200,000								
Description of Improvements: Replacement of approximately 25,000 lineal feet of undersized and aging water mains.	<table border="1" style="width: 100%; border-collapse: collapse;"> <tr> <td style="width: 60%;">Project Priority Within CIP Category</td> <td style="width: 40%;">Is Project Funding Subject to Award by Outside Agency?</td> </tr> <tr> <td><input checked="" type="checkbox"/> Essential (Start within 1 year)</td> <td><input type="checkbox"/> Yes (provide details in comments)</td> </tr> <tr> <td><input type="checkbox"/> Necessary (Start within 1 to 3 years)</td> <td><input checked="" type="checkbox"/> No</td> </tr> <tr> <td><input type="checkbox"/> Desirable (Start within 3 to 5 years)</td> <td></td> </tr> </table>	Project Priority Within CIP Category	Is Project Funding Subject to Award by Outside Agency?	<input checked="" type="checkbox"/> Essential (Start within 1 year)	<input type="checkbox"/> Yes (provide details in comments)	<input type="checkbox"/> Necessary (Start within 1 to 3 years)	<input checked="" type="checkbox"/> No	<input type="checkbox"/> Desirable (Start within 3 to 5 years)	
Project Priority Within CIP Category	Is Project Funding Subject to Award by Outside Agency?								
<input checked="" type="checkbox"/> Essential (Start within 1 year)	<input type="checkbox"/> Yes (provide details in comments)								
<input type="checkbox"/> Necessary (Start within 1 to 3 years)	<input checked="" type="checkbox"/> No								
<input type="checkbox"/> Desirable (Start within 3 to 5 years)									
Justification or Significance of Improvement: The City's Water Master Plan and aging asset review are used to identify and replace undersized and aging pipelines to maintain the reliability of water service to the community and to improve service pressure and fire flow availability. Improvements are prioritized based on capacity deficiencies, condition assessments, and current level of maintenance activities required to provide adequate and reliable water service.	City Council Goals & Objectives: Invest in the Growth and Evolution of the City's Economy Operate in a Businesslike Manner Invest in the City's Infrastructure (Water, Streets, Sewer, Parks, Storm Drains, and Public Facilities) Focus Resources in Ontario's Commercial and Residential Neighborhoods								

Fiscal Year	FY 2022-23	FY 2023-24	FY 2024-25	FY 2025-26	FY 2026-27	FY 2027-28	Outer Years	Total Cost
	Current	Adopted	Recommended					
Fund:	5011-Water Capital							
Architect & Eng Svcs	1,000,000	200,000	-	-	-	-	-	1,200,000
Land Purchases	-	-	-	-	-	-	-	-
Construction Contracts	-	5,000,000	-	-	-	-	-	5,000,000
Other Professional Svcs	-	-	-	-	-	-	-	-
Other Misc Expenses	-	-	-	-	-	-	-	-
Total Cost	\$ 1,000,000	\$ 5,200,000	\$ -	\$ -	\$ -	\$ -	\$ -	\$ 6,200,000
Annual O&M								

Review and Comments:

FY 2024-25 Water Main Improvements



**City of Ontario
Capital Improvement Program
Adopted Budget for Fiscal Year 2023-24**

Project Title: FY 2024-25 Water Main Improvements	Dept. Responsible: WTR007-Water Deposits, Grants and Projects Project Manager: Omar Gonzalez Project ID: WA2402 Project Start Date: 7/1/2023 Project Status: New Project								
Location: Various locations to be determined based on Water Master Plan and aging asset review of existing water mains.	CIP Category: Water DIF Project No: N/A Estimated End Date: 6/30/2026 Total Cost: \$ 5,900,000								
Description of Improvements: Replacement of approximately 25,000 lineal feet of undersized and aging water mains.	<table border="1" style="width: 100%; border-collapse: collapse;"> <tr> <td style="width: 60%;">Project Priority Within CIP Category</td> <td style="width: 40%;">Is Project Funding Subject to Award by Outside Agency?</td> </tr> <tr> <td><input type="checkbox"/> Essential (Start within 1 year)</td> <td><input type="checkbox"/> Yes (provide details in comments)</td> </tr> <tr> <td><input checked="" type="checkbox"/> Necessary (Start within 1 to 3 years)</td> <td><input checked="" type="checkbox"/> No</td> </tr> <tr> <td><input type="checkbox"/> Desirable (Start within 3 to 5 years)</td> <td></td> </tr> </table>	Project Priority Within CIP Category	Is Project Funding Subject to Award by Outside Agency?	<input type="checkbox"/> Essential (Start within 1 year)	<input type="checkbox"/> Yes (provide details in comments)	<input checked="" type="checkbox"/> Necessary (Start within 1 to 3 years)	<input checked="" type="checkbox"/> No	<input type="checkbox"/> Desirable (Start within 3 to 5 years)	
Project Priority Within CIP Category	Is Project Funding Subject to Award by Outside Agency?								
<input type="checkbox"/> Essential (Start within 1 year)	<input type="checkbox"/> Yes (provide details in comments)								
<input checked="" type="checkbox"/> Necessary (Start within 1 to 3 years)	<input checked="" type="checkbox"/> No								
<input type="checkbox"/> Desirable (Start within 3 to 5 years)									
Justification or Significance of Improvement: The City's Water Master Plan and aging asset review are used to identify and replace undersized and aging pipelines to maintain the reliability of water service to the community and to improve service pressure and fire flow availability. Improvements are prioritized based on capacity deficiencies, condition assessments, and current level of maintenance activities required to provide adequate and reliable water service.	City Council Goals & Objectives: Invest in the Growth and Evolution of the City's Economy Operate in a Businesslike Manner Invest in the City's Infrastructure (Water, Streets, Sewer, Parks, Storm Drains, and Public Facilities) Focus Resources in Ontario's Commercial and Residential Neighborhoods								

Fiscal Year	FY 2022-23	FY 2023-24	FY 2024-25	FY 2025-26	FY 2026-27	FY 2027-28	Outer Years	Total Cost
	Current	Adopted	Recommended					
Fund:	5011-Water Capital							
Architect & Eng Svcs	-	900,000	-	-	-	-	-	900,000
Land Purchases	-	-	-	-	-	-	-	-
Construction Contracts	-	-	5,000,000	-	-	-	-	5,000,000
Other Professional Svcs	-	-	-	-	-	-	-	-
Other Misc Expenses	-	-	-	-	-	-	-	-
Total Cost	\$ -	\$ 900,000	\$ 5,000,000	\$ -	\$ -	\$ -	\$ -	\$ 5,900,000
Annual O&M								

Review and Comments:

Water Main Improvements



City of Ontario
Capital Improvement Program
Recommended Budget for Fiscal Year 2025-26

Project Title: Water Main Improvements	Dept. Responsible: WTR007-Water Deposits, Grants and Projects	
Location: Various locations to be determined based on Water Master Plan and aging asset review of existing water mains.	Project Manager: Omar Gonzalez	CIP Category: Water
Description of Improvements: Replacement of approximately 25,000 lineal feet of undersized and aging water mains. Various Fiscal Years: FY 2025-26, FY 2026-27, and FY 2027-28	Project ID: WA	DIF Project No: N/A
	Project Start Date: 7/1/2025	Estimated End Date: 6/30/2028
	Project Status: New Project	Total Cost: \$ 12,250,000
	Project Priority Within CIP Category	
<input type="checkbox"/> Essential (Start within 1 year) <input type="checkbox"/> Necessary (Start within 1 to 3 years) <input checked="" type="checkbox"/> Desirable (Start within 3 to 5 years)		Is Project Funding Subject to Award by Outside Agency?
		<input type="checkbox"/> Yes (provide details in comments) <input checked="" type="checkbox"/> No
Justification or Significance of Improvement: The City's Water Master Plan and aging asset review are used to identify and replace undersized and aging pipelines to maintain the reliability of water service to the community and to improve service pressure and fire flow availability. Improvements are prioritized based on capacity deficiencies, condition assessments, and current level of maintenance activities required to provide adequate and reliable water service.		City Council Goals & Objectives: Invest in the Growth and Evolution of the City's Economy Operate in a Businesslike Manner Invest in the City's Infrastructure (Water, Streets, Sewer, Parks, Storm Drains, and Public Facilities) Focus Resources in Ontario's Commercial and Residential Neighborhoods

Fiscal Year	FY 2022-23	FY 2023-24	FY 2024-25	FY 2025-26	FY 2026-27	FY 2027-28	Outer Years	Total Cost
	Current	Adopted	Recommended					
Fund:	5011-Water Capital							
Architect & Eng Svcs	-	-	-	500,000	750,000	1,000,000	-	2,250,000
Land Purchases	-	-	-	-	-	-	-	-
Construction Contracts	-	-	-	-	5,000,000	5,000,000	-	10,000,000
Other Professional Svcs	-	-	-	-	-	-	-	-
Other Misc Expenses	-	-	-	-	-	-	-	-
Total Cost	\$ -	\$ -	\$ -	\$ 500,000	\$ 5,750,000	\$ 6,000,000	\$ -	\$ 12,250,000
Annual O&M								

Review and Comments:

Ontario Municipal Service Center Bioswale Drainage Improvements



**City of Ontario
Capital Improvement Program
Adopted Budget for Fiscal Year 2023-24**

Project Title: Ontario Municipal Service Center Bioswale Drainage Improvements	Dept. Responsible: WTR007-Water Deposits, Grants and Projects								
Location: 1425 South Bon View Avenue - Ontario Municipal Service Center	Project Manager: Omar Gonzalez Project ID: WA2403 Project Start Date: 7/1/2023 Project Status: New Project								
Description of Improvements: Modification of existing bioswale drainage at the Ontario Municipal Service Center (OMSC).	CIP Category: Water DIF Project No: N/A Estimated End Date: 6/30/2025 Total Cost: \$ 400,000								
Justification or Significance of Improvement: Heavy rains have caused water intrusion into the OMSC building due to flooding of communication conduits that are located within the bioswale. Heavy rain also causes flooding in the employee parking lot which causes pedestrian accessibility problems. This project will mitigate the flooding by pumping standing water out of the bioswale before it reaches critical elevation.	<table border="1" style="width: 100%; border-collapse: collapse;"> <tr> <td style="width: 60%;">Project Priority Within CIP Category</td> <td style="width: 40%;">Is Project Funding Subject to Award by Outside Agency?</td> </tr> <tr> <td><input checked="" type="checkbox"/> Essential (Start within 1 year)</td> <td><input type="checkbox"/> Yes (provide details in comments)</td> </tr> <tr> <td><input type="checkbox"/> Necessary (Start within 1 to 3 years)</td> <td><input checked="" type="checkbox"/> No</td> </tr> <tr> <td><input type="checkbox"/> Desirable (Start within 3 to 5 years)</td> <td></td> </tr> </table> <p>City Council Goals & Objectives: Operate in a Businesslike Manner</p>	Project Priority Within CIP Category	Is Project Funding Subject to Award by Outside Agency?	<input checked="" type="checkbox"/> Essential (Start within 1 year)	<input type="checkbox"/> Yes (provide details in comments)	<input type="checkbox"/> Necessary (Start within 1 to 3 years)	<input checked="" type="checkbox"/> No	<input type="checkbox"/> Desirable (Start within 3 to 5 years)	
Project Priority Within CIP Category	Is Project Funding Subject to Award by Outside Agency?								
<input checked="" type="checkbox"/> Essential (Start within 1 year)	<input type="checkbox"/> Yes (provide details in comments)								
<input type="checkbox"/> Necessary (Start within 1 to 3 years)	<input checked="" type="checkbox"/> No								
<input type="checkbox"/> Desirable (Start within 3 to 5 years)									

Fiscal Year	FY 2022-23	FY 2023-24	FY 2024-25	FY 2025-26	FY 2026-27	FY 2027-28	Outer Years	Total Cost
	Current	Adopted	Recommended					
Fund:	5011-Water Capital							
Architect & Eng Svcs	-	100,000	100,000	-	-	-	-	200,000
Land Purchases	-	-	-	-	-	-	-	-
Construction Contracts	-	-	200,000	-	-	-	-	200,000
Other Professional Svcs	-	-	-	-	-	-	-	-
Other Misc Expenses	-	-	-	-	-	-	-	-
Total Cost	\$ -	\$ 100,000	\$ 300,000	\$ -	\$ -	\$ -	\$ -	\$ 400,000
Annual O&M								

Review and Comments:

Pure Ontario Water (POW) -Advanced Water Purification Facility (Alternative Water Supply)



**City of Ontario
Capital Improvement Program
Adopted Budget for Fiscal Year 2023-24**

Project Title: Pure Ontario Water (POW) - Advanced Water Purification Facility (Alternative Water Supply) Location: 2525 East Riverside Drive	Dept. Responsible: WTR007-Water Deposits, Grants and Projects Project Manager: Christopher Quach Project ID: WA2405 Project Start Date: 7/1/2023 Project Status: New Project CIP Category: Water DIF Project No: N/A Estimated End Date: 6/30/2026 Total Cost: \$ 98,000,000
---	---

Description of Improvements:
 This project consists of the planning, design, and construction of an advanced water purification facility with the capacity of up to 9,000 acre-feet-per-year (AFY). The project also consists of the planning, design, and construction of injection wells, purified water pipelines, purified water booster pump stations, monitoring wells, and a brine line necessary for the project.

Project Priority Within CIP Category <input type="checkbox"/> Essential (Start within 1 year) <input checked="" type="checkbox"/> Necessary (Start within 1 to 3 years) <input type="checkbox"/> Desirable (Start within 3 to 5 years)	Is Project Funding Subject to Award by Outside Agency? <input type="checkbox"/> Yes (provide details in comments) <input checked="" type="checkbox"/> No
--	---

Justification or Significance of Improvement:
 The Pure Ontario Water (POW) project will provide a new, reliable water supply and reducing reliance on imported by advanced purification of the City's generated wastewater and recharging the local groundwater supply, Chino Basin. This project will support the City's goals of improving the groundwater quality, providing drought relief, and planning for future developments and their water demands.

City Council Goals & Objectives:
 Invest in the City's Infrastructure (Water, Streets, Sewer, Parks, Storm Drains, and Public Facilities)
 Pursue City's Goals and Objectives by Working with other Governmental Agencies

Fiscal Year	FY 2022-23	FY 2023-24	FY 2024-25	FY 2025-26	FY 2026-27	FY 2027-28	Outer Years	Total Cost
	Current	Adopted	Recommended					
Fund:	5011-Water Capital							
Architect & Eng Svcs	-	-	-	-	-	-	-	-
Land Purchases	-	-	-	-	-	-	-	-
Construction Contracts	-	-	-	27,000,000	-	-	-	27,000,000
Other Professional Svcs	-	300,000	2,100,000	-	-	-	-	2,400,000
Other Misc Expenses	-	-	-	-	-	-	-	-
Fund:	5111-Sewer Capital							
Architect & Eng Svcs	-	-	-	-	-	-	-	-
Land Purchases	-	-	-	-	-	-	-	-
Construction Contracts	-	-	-	63,000,000	-	-	-	63,000,000
Other Professional Svcs	-	700,000	4,900,000	-	-	-	-	5,600,000
Other Misc Expenses	-	-	-	-	-	-	-	-
Total Cost	\$ -	\$ 1,000,000	\$ 7,000,000	\$ 90,000,000	\$ -	\$ -	\$ -	\$ 98,000,000
Annual O&M								

Review and Comments:
 \$40.7 M Grant possibly being awarded through 2022 Water Resources Development Act (WRDA). Also applied for a \$500,000 Grant through WaterSMART: Water Recycling and Desalination Planning which may be awarded for planning effort.

State Street, Campus Avenue, and Bon View Avenue Water Main Improvements



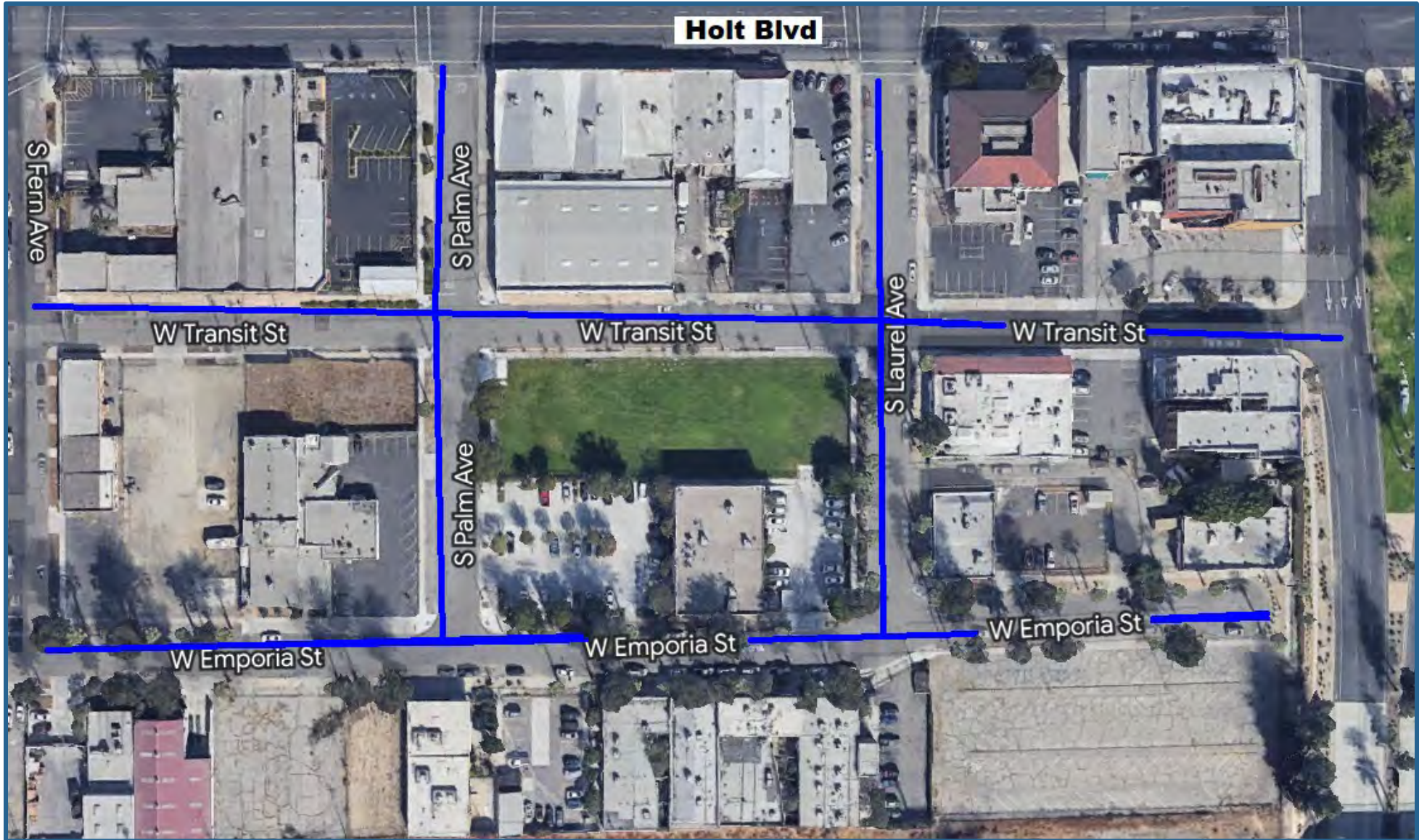
**City of Ontario
Capital Improvement Program
Adopted Budget for Fiscal Year 2023-24**

<p>Project Title: State Street, Campus Avenue, and Bon View Avenue Water Main Improvements</p> <p>Location: See description below for location</p> <p>Description of Improvements: Upsize 1,380 LF of existing 6" water main to 18" water main along State Street, between Campus Avenue and Bon View Avenue; upsize of 290 LF of existing 4" water main to 18" water on Campus Avenue, north of State Street; and upsize 1,255 LF of existing 6" water main to 12" water main on Bon View Avenue, between State Street and Holt Boulevard.</p> <p>Justification or Significance of Improvement: Construction of new water mains will upsize aging and undersized infrastructure</p>	<p>Dept. Responsible: WTR007-Water Deposits, Grants and Projects</p> <p>Project Manager: Omar Gonzalez</p> <p>Project ID: WA2404</p> <p>Project Start Date: 7/1/2023</p> <p>Project Status: New Project</p> <p>CIP Category: Water</p> <p>DIF Project No: WT-004 P20</p> <p>Estimated End Date: 6/30/2025</p> <p>Total Cost: \$ 889,624</p> <p>Project Priority Within CIP Category</p> <p><input checked="" type="checkbox"/> Essential (Start within 1 year)</p> <p><input type="checkbox"/> Necessary (Start within 1 to 3 years)</p> <p><input type="checkbox"/> Desirable (Start within 3 to 5 years)</p> <p>Is Project Funding Subject to Award by Outside Agency?</p> <p><input type="checkbox"/> Yes (provide details in comments)</p> <p><input checked="" type="checkbox"/> No</p> <p>City Council Goals & Objectives:</p> <p>Invest in the Growth and Evolution of the City's Economy</p> <p>Operate in a Businesslike Manner</p> <p>Invest in the City's Infrastructure (Water, Streets, Sewer, Parks, Storm Drains, and Public Facilities)</p> <p>Focus Resources in Ontario's Commercial and Residential Neighborhoods</p>
--	--

Fiscal Year	FY 2022-23	FY 2023-24	FY 2024-25	FY 2025-26	FY 2026-27	FY 2027-28	Outer Years	Total Cost
	Current	Adopted	Recommended					
Fund:	4314-OMC - Local Adjacent Water							
Architect & Eng Svcs	-	-	-	-	-	-	-	-
Land Purchases	-	-	-	-	-	-	-	-
Construction Contracts	-	563,324	-	-	-	-	-	563,324
Other Professional Svcs	-	-	-	-	-	-	-	-
Other Misc Expenses	-	-	-	-	-	-	-	-
Fund:	5011-Water Capital							
Architect & Eng Svcs	-	-	-	-	-	-	-	-
Land Purchases	-	-	-	-	-	-	-	-
Construction Contracts	-	326,300	-	-	-	-	-	326,300
Other Professional Svcs	-	-	-	-	-	-	-	-
Other Misc Expenses	-	-	-	-	-	-	-	-
Total Cost	\$ -	\$ 889,624	\$ -	\$ -	\$ -	\$ -	\$ -	\$ 889,624
Annual O&M								

Review and Comments:
This project will be designed and constructed as a Condition of Approval for the Development Project PM 20531. The construction costs for Campus Avenue and State Street will be reimbursed through the Local Adjacent Water DIF Fund and Bon View Avenue through the Water Capital Fund.

Water Main Improvements on Transit Street, Emporia Street, Palm Avenue, and Laurel Avenue



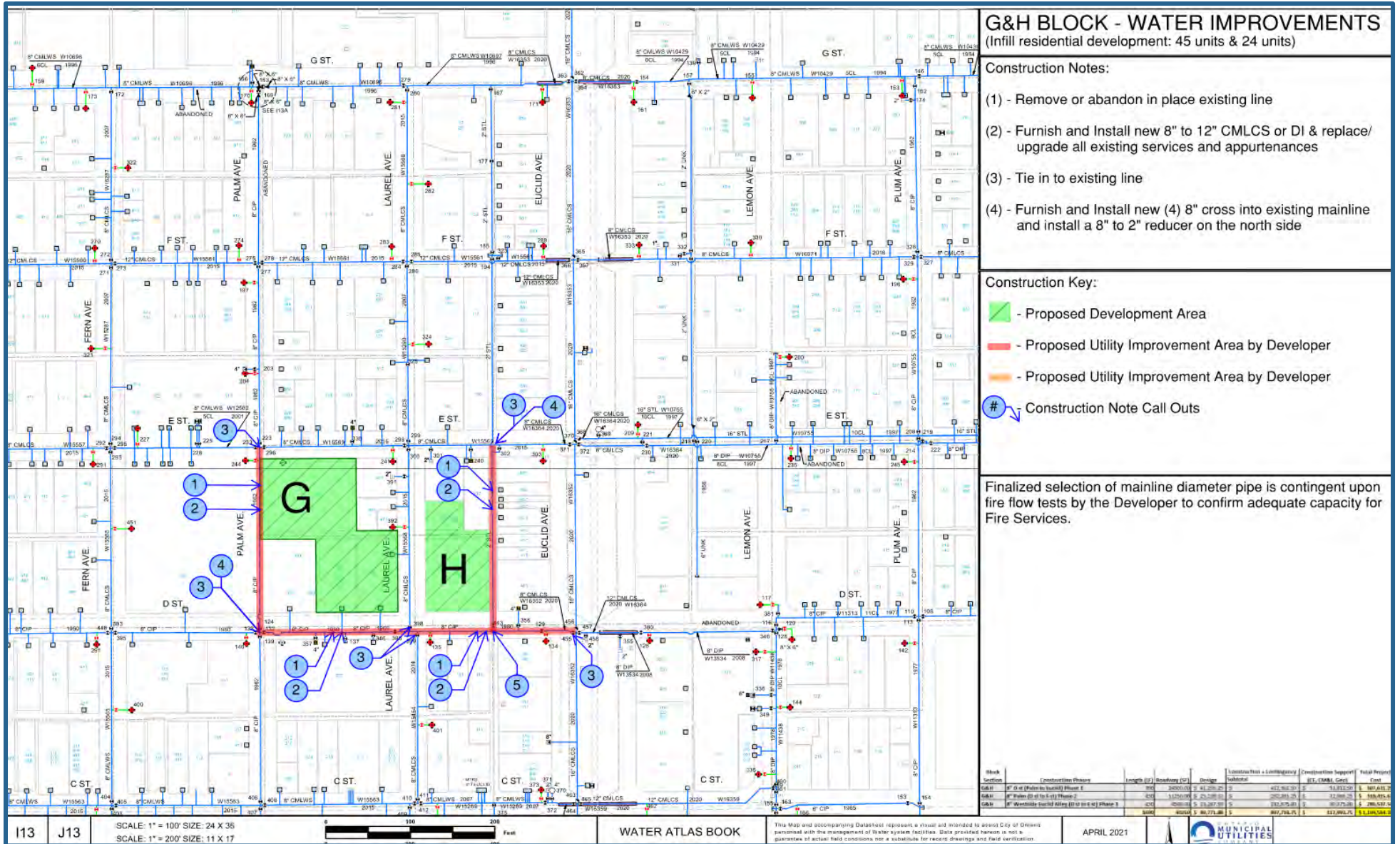
**City of Ontario
Capital Improvement Program
Adopted Budget for Fiscal Year 2023-24**

<p>Project Title: Water Main Improvements on Transit Street, Emporia Street, Palm Avenue, and Laurel Avenue</p> <p>Location: See description below for location</p> <p>Description of Improvements: 900 lineal feet (LF) of 12" water main on Transit Street, 1050 LF of 12" water main on Emporia Street, 550 LF of 12" water main on Palm Avenue, and 450 LF of 12" water main on South Laurel Avenue.</p> <p>Location: along Transit Street and Emporia Street, between Fern Avenue and Euclid Avenue; Along Palm Avenue and Laurel Avenue, between Holt Boulevard and Emporia Street.</p> <p>Justification or Significance of Improvement: Construction of new 12" transmission main in the 1212' Zone and to upsize aging and undersized infrastructure.</p>	<p>Dept. Responsible: WTR007-Water Deposits, Grants and Projects</p> <p>Project Manager: Omar Gonzalez</p> <p>Project ID: WA2201</p> <p>Project Start Date: 7/1/2021</p> <p>Project Status: New Phase</p> <p>CIP Category: Water</p> <p>DIF Project No: N/A</p> <p>Estimated End Date: 6/30/2024</p> <p>Total Cost: \$ 3,145,506</p> <p>Project Priority Within CIP Category</p> <p><input checked="" type="checkbox"/> Essential (Start within 1 year)</p> <p><input type="checkbox"/> Necessary (Start within 1 to 3 years)</p> <p><input type="checkbox"/> Desirable (Start within 3 to 5 years)</p> <p>Is Project Funding Subject to Award by Outside Agency?</p> <p><input type="checkbox"/> Yes (provide details in comments)</p> <p><input checked="" type="checkbox"/> No</p> <p>City Council Goals & Objectives:</p> <p>Invest in the Growth and Evolution of the City's Economy</p> <p>Operate in a Businesslike Manner</p> <p>Invest in the City's Infrastructure (Water, Streets, Sewer, Parks, Storm Drains, and Public Facilities)</p> <p>Focus Resources in Ontario's Commercial and Residential Neighborhoods</p>
---	---

Fiscal Year	FY 2022-23	FY 2023-24	FY 2024-25	FY 2025-26	FY 2026-27	FY 2027-28	Outer Years	Total Cost
	Current	Adopted	Recommended					
Fund:	5011-Water Capital							
Architect & Eng Svcs	110,283	200,000	-	-	-	-	-	310,283
Land Purchases	-	-	-	-	-	-	-	-
Construction Contracts	735,223	2,100,000	-	-	-	-	-	2,835,223
Other Professional Svcs	-	-	-	-	-	-	-	-
Other Misc Expenses	-	-	-	-	-	-	-	-
Total Cost	\$ 845,506	\$ 2,300,000	\$ -	\$ -	\$ -	\$ -	\$ -	\$ 3,145,506
Annual O&M								

Review and Comments:
This project will be designed and constructed as a Condition of Approval for the Emporia Apartments, Phase 2 Development. A share of the construction costs will be reimbursed from the City of Ontario to the Developer via a reimbursement agreement.

Downtown Water Main Improvements



G&H BLOCK - WATER IMPROVEMENTS

(Infill residential development: 45 units & 24 units)

Construction Notes:

- (1) - Remove or abandon in place existing line
- (2) - Furnish and Install new 8" to 12" CMLCS or DI & replace/upgrade all existing services and appurtenances
- (3) - Tie in to existing line
- (4) - Furnish and Install new (4) 8" cross into existing mainline and install a 8" to 2" reducer on the north side

Construction Key:


- - Proposed Development Area
- - Proposed Utility Improvement Area by Developer
- - Proposed Utility Improvement Area by Developer
- # - Construction Note Call Outs

Finalized selection of mainline diameter pipe is contingent upon fire flow tests by the Developer to confirm adequate capacity for Fire Services.

Block	Construction Phase	Length (ft)	Roadway (ft)	Design	Construction	Construction Support	Total Project Cost
G&H	8" DIP at (Palmer to block) Phase 1	300	300	\$ 41,200.00	\$ 412,800.00	\$ 14,810.00	\$ 458,810.00
G&H	8" DIP at (Palmer to block) Phase 2	670	670	\$ 1,070,000.00	\$ 2,030,000.00	\$ 21,000.00	\$ 3,121,000.00
G&H	8" Wasteline (to 1st Alley) (to 1st Alley) Phase 1	270	270	\$ 200,000.00	\$ 23,200.00	\$ 0.00	\$ 223,200.00
G&H	8" Wasteline (to 1st Alley) (to 1st Alley) Phase 2	470	470	\$ 200,000.00	\$ 23,200.00	\$ 0.00	\$ 223,200.00
	TOTAL	1,710	1,710	\$ 1,811,200.00	\$ 3,729,000.00	\$ 35,810.00	\$ 5,575,010.00

113 J13

SCALE: 1" = 100' SIZE: 24 X 36
SCALE: 1" = 200' SIZE: 11 X 17



WATER ATLAS BOOK

This Map and accompanying Database represents a forecast and intended to assist City of Ontario personnel with the management of Water system facilities. Data provided herein is not a guarantee of actual field conditions nor a substitute for record drawings and field verification.

APRIL 2021



City of Ontario
Capital Improvement Program
Recommended Budget for Fiscal Year 2024-25

Project Title: Downtown Water Main Improvements	Dept. Responsible: WTR007-Water Deposits, Grants and Projects	
Location: Various locations in the Downtown Ontario area	Project Manager: Omar Gonzalez	CIP Category: Water
Description of Improvements: Replacement of approximately 3850 linear feet of undersized and aging water mains.	Project ID: WA2305	DIF Project No: N/A
	Project Start Date: 7/1/2022	Estimated End Date: 6/30/2025
	Project Status: New Phase	Total Cost: \$ 2,603,576
	Project Priority Within CIP Category	
<input checked="" type="checkbox"/> Essential (Start within 1 year)	Is Project Funding Subject to Award by Outside Agency?	
<input type="checkbox"/> Necessary (Start within 1 to 3 years)	<input type="checkbox"/> Yes (provide details in comments)	
<input type="checkbox"/> Desirable (Start within 3 to 5 years)	<input checked="" type="checkbox"/> No	
City Council Goals & Objectives:		
Invest in the City's Infrastructure (Water, Streets, Sewer, Parks, Storm Drains, and Public Facilities)		
Invest in the Growth and Evolution of the City's Economy		
Operate in a Businesslike Manner		
Justification or Significance of Improvement:		
The City's Water Master Plan and aging asset review are used to identify and replace undersized and aging pipelines to maintain the reliability of water service to the community and to improve service pressure and fire flow availability. Improvements are prioritized based on capacity deficiency, condition assessments, and current level of maintenance activities required to provide adequate and reliable water service.		

Fiscal Year	FY 2022-23	FY 2023-24	FY 2024-25	FY 2025-26	FY 2026-27	FY 2027-28	Outer Years	Total Cost
	Current	Adopted	Recommended					
Fund:	5011-Water Capital							
Architect & Eng Svcs	165,000	-	-	-	-	-	-	165,000
Land Purchases	-	-	2,438,576	-	-	-	-	2,438,576
Construction Contracts	-	-	-	-	-	-	-	-
Other Professional Svcs	-	-	-	-	-	-	-	-
Other Misc Expenses	-	-	-	-	-	-	-	-
Total Cost	\$ 165,000	\$ -	\$ 2,438,576	\$ -	\$ -	\$ -	\$ -	\$ 2,603,576
Annual O&M								

Review and Comments:

New Potable Water Well No. 53



City of Ontario
Capital Improvement Program
Recommended Budget for Fiscal Year 2024-25

Project Title: New Potable Water Well No. 53	Dept. Responsible: WTR007-Water Deposits, Grants and Projects				
Location: To be determined	Project Manager: Omar Gonzalez Project ID: WA2203 Project Start Date: 7/1/2021 Project Status: New Phase				
Description of Improvements: Water production well to serve the 1212' Pressure Zone.	CIP Category: Water DIF Project No: N/A Estimated End Date: 6/30/2026 Total Cost: \$ 8,500,000				
Justification or Significance of Improvement: This project is needed to maintain the City's ability to continue utilizing groundwater wells to meet the potable water demands of the City.	<table border="1" style="width: 100%; border-collapse: collapse;"> <tr> <td style="width: 50%; vertical-align: top;">Project Priority Within CIP Category <input type="checkbox"/> Essential (Start within 1 year) <input checked="" type="checkbox"/> Necessary (Start within 1 to 3 years) <input type="checkbox"/> Desirable (Start within 3 to 5 years) </td> <td style="width: 50%; vertical-align: top;">Is Project Funding Subject to Award by Outside Agency? <input type="checkbox"/> Yes (provide details in comments) <input checked="" type="checkbox"/> No </td> </tr> <tr> <td colspan="2" style="vertical-align: top;">City Council Goals & Objectives: Invest in the City's Infrastructure (Water, Streets, Sewer, Parks, Storm Drains, and Public Facilities) Invest in the Growth and Evolution of the City's Economy Operate in a Businesslike Manner </td> </tr> </table>	Project Priority Within CIP Category <input type="checkbox"/> Essential (Start within 1 year) <input checked="" type="checkbox"/> Necessary (Start within 1 to 3 years) <input type="checkbox"/> Desirable (Start within 3 to 5 years)	Is Project Funding Subject to Award by Outside Agency? <input type="checkbox"/> Yes (provide details in comments) <input checked="" type="checkbox"/> No	City Council Goals & Objectives: Invest in the City's Infrastructure (Water, Streets, Sewer, Parks, Storm Drains, and Public Facilities) Invest in the Growth and Evolution of the City's Economy Operate in a Businesslike Manner	
Project Priority Within CIP Category <input type="checkbox"/> Essential (Start within 1 year) <input checked="" type="checkbox"/> Necessary (Start within 1 to 3 years) <input type="checkbox"/> Desirable (Start within 3 to 5 years)	Is Project Funding Subject to Award by Outside Agency? <input type="checkbox"/> Yes (provide details in comments) <input checked="" type="checkbox"/> No				
City Council Goals & Objectives: Invest in the City's Infrastructure (Water, Streets, Sewer, Parks, Storm Drains, and Public Facilities) Invest in the Growth and Evolution of the City's Economy Operate in a Businesslike Manner					

Fiscal Year	FY 2022-23	FY 2023-24	FY 2024-25	FY 2025-26	FY 2026-27	FY 2027-28	Outer Years	Total Cost
	Current	Adopted	Recommended					
Fund:	5011-Water Capital							
Architect & Eng Svcs	500,000	-	-	-	-	-	-	500,000
Land Purchases	-	-	-	-	-	-	-	-
Construction Contracts	-	-	1,500,000	6,500,000	-	-	-	8,000,000
Other Professional Svcs	-	-	-	-	-	-	-	-
Other Misc Expenses	-	-	-	-	-	-	-	-
Total Cost	\$ 500,000	\$ -	\$ 1,500,000	\$ 6,500,000	\$ -	\$ -	\$ -	\$ 8,500,000
Annual O&M								

Review and Comments:

Onsite Chlorine Generators



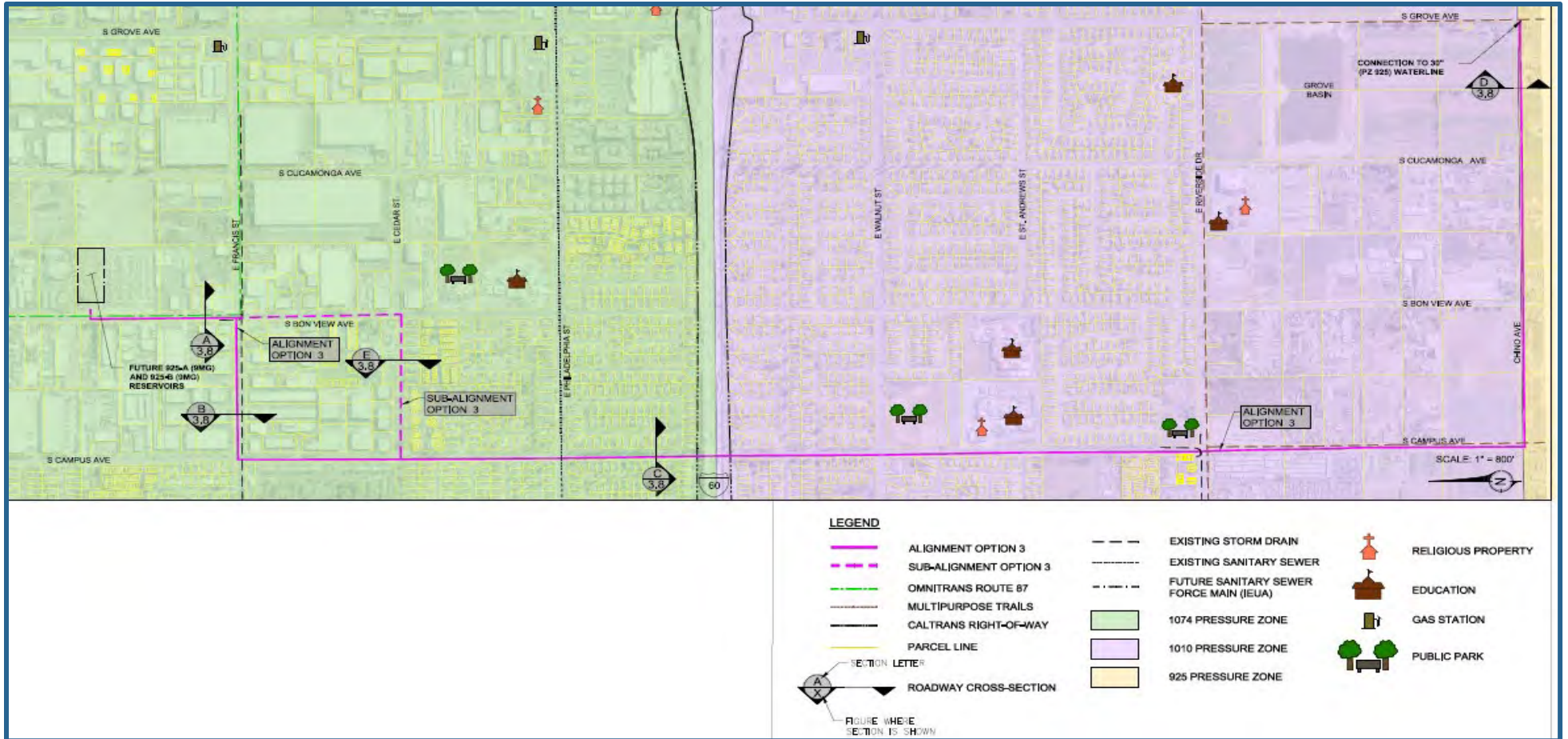
City of Ontario
Capital Improvement Program
Recommended Budget for Fiscal Year 2024-25

Project Title: Onsite Chlorine Generators Location: Various locations citywide Description of Improvements: Replacement of existing onsite chlorine generators as various units reach the end of their service life. Justification or Significance of Improvement: The City currently utilizes onsite chlorine generator units for disinfection of groundwater produced from wells. Replacement of these units as they reach the end of service life is needed to continue operation of its ground water wells to meet the potable water demands of the City.	Dept. Responsible: WTR007-Water Deposits, Grants and Projects Project Manager: Omar Gonzalez Project ID: WA1906 Project Start Date: 3/26/2020 Project Status: New Phase CIP Category: Water DIF Project No: N/A Estimated End Date: 6/30/2025 Total Cost: \$ 5,980,885 Project Priority Within CIP Category <input type="checkbox"/> Essential (Start within 1 year) <input checked="" type="checkbox"/> Necessary (Start within 1 to 3 years) <input type="checkbox"/> Desirable (Start within 3 to 5 years) Is Project Funding Subject to Award by Outside Agency? <input type="checkbox"/> Yes (provide details in comments) <input checked="" type="checkbox"/> No City Council Goals & Objectives: Invest in the City's Infrastructure (Water, Streets, Sewer, Parks, Storm Drains, and Public Facilities) Operate in a Businesslike Manner
--	--

Fiscal Year	FY 2022-23	FY 2023-24	FY 2024-25	FY 2025-26	FY 2026-27	FY 2027-28	Outer Years	Total Cost
	Current	Adopted	Recommended					
Fund:	5011-Water Capital							
Architect & Eng Svcs	198,690	-	-	-	-	-	-	198,690
Land Purchases	-	-	-	-	-	-	-	-
Construction Contracts	1,429,445	-	4,352,750	-	-	-	-	5,782,195
Other Professional Svcs	-	-	-	-	-	-	-	-
Other Misc Expenses	-	-	-	-	-	-	-	-
Total Cost	\$ 1,628,135	\$ -	\$ 4,352,750	\$ -	\$ -	\$ -	\$ -	\$ 5,980,885
Annual O&M								

Review and Comments:

Ontario Ranch Phase 2B Water Main Improvements



LEGEND					
	ALIGNMENT OPTION 3		EXISTING STORM DRAIN		RELIGIOUS PROPERTY
	SUB-ALIGNMENT OPTION 3		EXISTING SANITARY SEWER		EDUCATION
	OMNITRANS ROUTE 67		FUTURE SANITARY SEWER FORCE MAIN (JEUA)		GAS STATION
	MULTIPURPOSE TRAILS				PUBLIC PARK
	CALTRANS RIGHT-OF-WAY				
	PARCEL LINE				
	SECTION LETTER				
	ROADWAY CROSS-SECTION				
	FIGURE WHERE SECTION IS SHOWN				

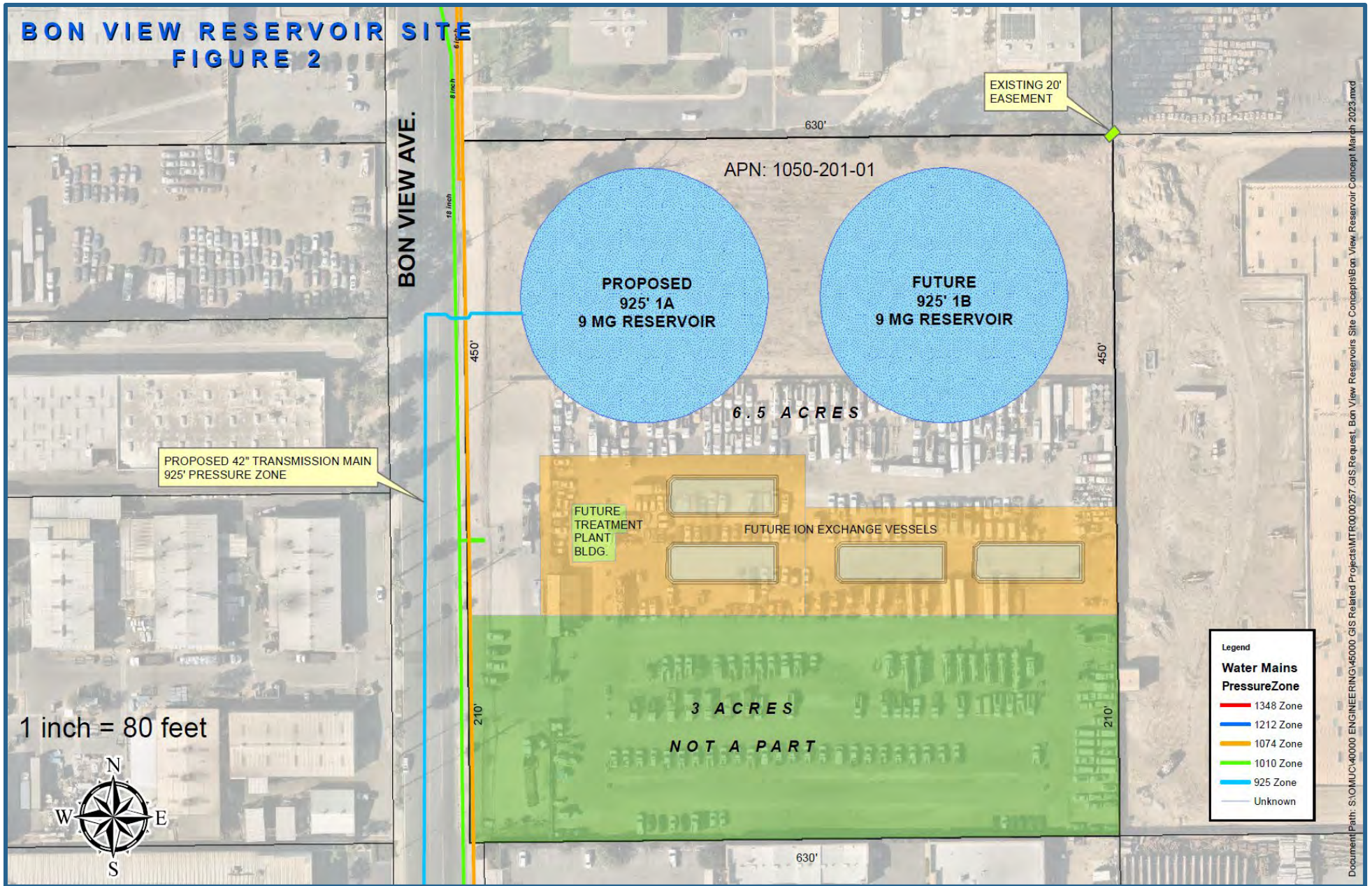
City of Ontario
Capital Improvement Program
Recommended Budget for Fiscal Year 2024-25

Project Title: Ontario Ranch Phase 2B Water Main Improvements	Dept. Responsible: WTR007-Water Deposits, Grants and Projects Project Manager: Omar Gonzalez Project ID: WA2301 Project Start Date: 7/1/2022 Project Status: New Phase								
Location: See description below for location	CIP Category: Water DIF Project No: WT-010 Estimated End Date: 6/30/2026 Total Cost: \$ 31,339,500								
Description of Improvements: Construction of 17,200 lineal feet of new 42" water transmission main. Location: Chino Avenue, from Grove Avenue to Campus Avenue; Campus Avenue, from Chino Avenue to Francis Street; Francis Street from Campus Avenue to Bon View Avenue; Bon View Avenue to Reservoir 925'A.	<table border="1" style="width: 100%; border-collapse: collapse;"> <tr> <td style="width: 60%;">Project Priority Within CIP Category</td> <td style="width: 40%;">Is Project Funding Subject to Award by Outside Agency?</td> </tr> <tr> <td><input type="checkbox"/> Essential (Start within 1 year)</td> <td><input type="checkbox"/> Yes (provide details in comments)</td> </tr> <tr> <td><input checked="" type="checkbox"/> Necessary (Start within 1 to 3 years)</td> <td><input checked="" type="checkbox"/> No</td> </tr> <tr> <td><input type="checkbox"/> Desirable (Start within 3 to 5 years)</td> <td></td> </tr> </table>	Project Priority Within CIP Category	Is Project Funding Subject to Award by Outside Agency?	<input type="checkbox"/> Essential (Start within 1 year)	<input type="checkbox"/> Yes (provide details in comments)	<input checked="" type="checkbox"/> Necessary (Start within 1 to 3 years)	<input checked="" type="checkbox"/> No	<input type="checkbox"/> Desirable (Start within 3 to 5 years)	
Project Priority Within CIP Category	Is Project Funding Subject to Award by Outside Agency?								
<input type="checkbox"/> Essential (Start within 1 year)	<input type="checkbox"/> Yes (provide details in comments)								
<input checked="" type="checkbox"/> Necessary (Start within 1 to 3 years)	<input checked="" type="checkbox"/> No								
<input type="checkbox"/> Desirable (Start within 3 to 5 years)									
Justification or Significance of Improvement: Construction of new backbone infrastructure that will provide an additional source of potable water to customers in the 925' pressure zone by connecting the future 925'-1A Reservoir to the existing 925' pressure zone service area in Ontario Ranch.	City Council Goals & Objectives: Invest in the Growth and Evolution of the City's Economy Operate in a Businesslike Manner Invest in the City's Infrastructure (Water, Streets, Sewer, Parks, Storm Drains, and Public Facilities) Ensure the Development of a Well Planned, Balances, and Self-Sustaining Community in Ontario Ranch								

Fiscal Year	FY 2022-23	FY 2023-24	FY 2024-25	FY 2025-26	FY 2026-27	FY 2027-28	Outer Years	Total Cost
	Current	Adopted	Recommended					
Fund:	4420-NMC - Regional Water							
Architect & Eng Svcs	1,575,000	-	1,575,000	7,626,000	7,626,000	-	-	18,402,000
Land Purchases	-	-	-	-	-	6,468,750	6,468,750	12,937,500
Construction Contracts	-	-	-	-	-	-	-	-
Other Professional Svcs	-	-	-	-	-	-	-	-
Other Misc Expenses	-	-	-	-	-	-	-	-
Total Cost	\$ 1,575,000	\$ -	\$ 1,575,000	\$ 7,626,000	\$ 7,626,000	\$ 6,468,750	\$ 6,468,750	\$ 31,339,500
Annual O&M								

Review and Comments:

Ontario Ranch Loop Phase 2 - Reservoir 925'-1A




City of Ontario
Capital Improvement Program
Recommended Budget for Fiscal Year 2024-25

Project Title: Ontario Ranch Loop Phase 2 - Reservoir 925'-1A	Dept. Responsible: WTR007-Water Deposits, Grants and Projects							
Location: 1687 South Bon View Avenue	Project Manager: Omar Gonzalez Project ID: WA2302 Project Start Date: 7/1/2022 Project Status: New Phase							
Description of Improvements: Construction of a 9 million gallon potable water reservoir.	CIP Category: Water DIF Project No: WT-014 Estimated End Date: 6/30/2026 Total Cost: \$ 17,860,704							
	<table border="1" style="width: 100%; border-collapse: collapse;"> <tr> <td style="width: 60%;">Project Priority Within CIP Category</td> <td style="width: 40%;">Is Project Funding Subject to Award by Outside Agency?</td> </tr> <tr> <td><input type="checkbox"/> Essential (Start within 1 year)</td> <td><input type="checkbox"/> Yes (provide details in comments)</td> </tr> <tr> <td><input checked="" type="checkbox"/> Necessary (Start within 1 to 3 years)</td> <td><input checked="" type="checkbox"/> No</td> </tr> <tr> <td><input type="checkbox"/> Desirable (Start within 3 to 5 years)</td> <td></td> </tr> </table>	Project Priority Within CIP Category	Is Project Funding Subject to Award by Outside Agency?	<input type="checkbox"/> Essential (Start within 1 year)	<input type="checkbox"/> Yes (provide details in comments)	<input checked="" type="checkbox"/> Necessary (Start within 1 to 3 years)	<input checked="" type="checkbox"/> No	<input type="checkbox"/> Desirable (Start within 3 to 5 years)
Project Priority Within CIP Category	Is Project Funding Subject to Award by Outside Agency?							
<input type="checkbox"/> Essential (Start within 1 year)	<input type="checkbox"/> Yes (provide details in comments)							
<input checked="" type="checkbox"/> Necessary (Start within 1 to 3 years)	<input checked="" type="checkbox"/> No							
<input type="checkbox"/> Desirable (Start within 3 to 5 years)								
Justification or Significance of Improvement: The new Reservoir 925'-1A will provide an additional water source to support additional customers in the 925' pressure zone in Ontario Ranch.	City Council Goals & Objectives: Invest in the Growth and Evolution of the City's Economy Operate in a Businesslike Manner Invest in the City's Infrastructure (Water, Streets, Sewer, Parks, Storm Drains, and Public Facilities) Ensure the Development of a Well Planned, Balances, and Self-Sustaining Community in Ontario Ranch							

Fiscal Year	FY 2022-23	FY 2023-24	FY 2024-25	FY 2025-26	FY 2026-27	FY 2027-28	Outer Years	Total Cost
	Current	Adopted	Recommended					
Fund:	4420-NMC - Regional Water							
Architect & Eng Svcs	1,430,352	-	1,430,352	-	-	-	-	2,860,704
Land Purchases	-	-	-	-	-	-	-	-
Construction Contracts	-	-	-	5,000,000	5,000,000	5,000,000	-	15,000,000
Other Professional Svcs	-	-	-	-	-	-	-	-
Other Misc Expenses	-	-	-	-	-	-	-	-
Total Cost	\$ 1,430,352	\$ -	\$ 1,430,352	\$ 5,000,000	\$ 5,000,000	\$ 5,000,000	\$ -	\$ 17,860,704
Annual O&M								

Review and Comments:

13th Street Reservoirs Structural Retrofits



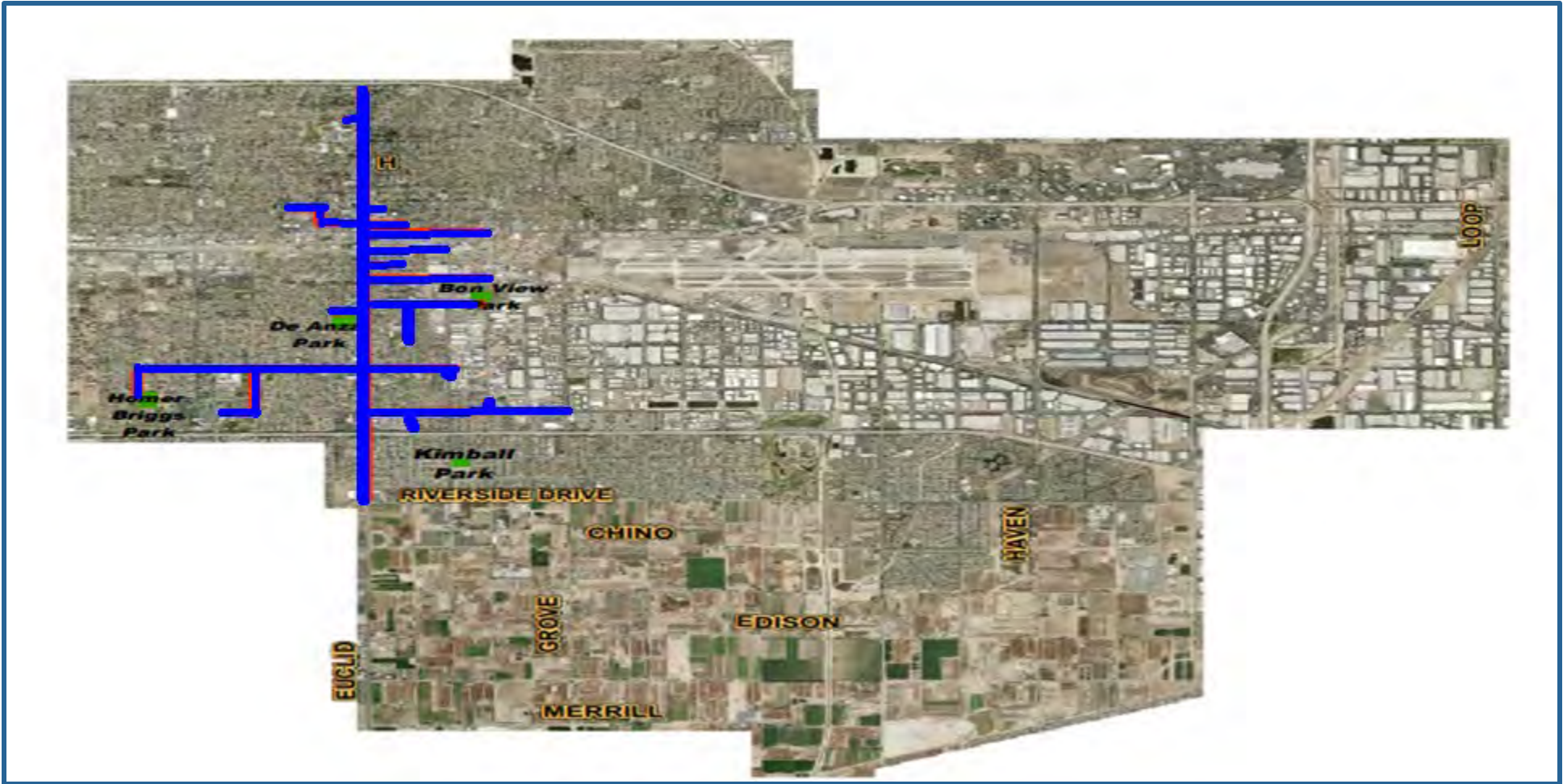
City of Ontario
Capital Improvement Program
Recommended Budget for Fiscal Year 2025-26

Project Title: 13th Street Reservoirs Structural Retrofits Location: Southwest corner of 13th Street and Campus Avenue in the City of Upland Description of Improvements: Improvements include design and construction of structural retrofits to three existing reservoirs.	Dept. Responsible: WTR007-Water Deposits, Grants and Projects Project Manager: Dennis Mejia Project ID: WA1002 Project Start Date: 7/1/2025 Project Status: New Project CIP Category: Water DIF Project No: TBD Estimated End Date: 6/30/2028 Total Cost: \$ 10,000,000
Justification or Significance of Improvement: The project will improve the reliability of three reservoirs that provide potable water to the City, extend the useable life of the reservoirs, and help the City meet its goals for emergency storage capacity equal to one-day average demand as identified in the City's Water Master Plan.	Project Priority Within CIP Category <input type="checkbox"/> Essential (Start within 1 year) <input type="checkbox"/> Necessary (Start within 1 to 3 years) <input checked="" type="checkbox"/> Desirable (Start within 3 to 5 years)
City Council Goals & Objectives: Invest in the City's Infrastructure (Water, Streets, Sewer, Parks, Storm Drains, and Public Facilities) Invest in the Growth and Evolution of the City's Economy Operate in a Businesslike Manner	
Is Project Funding Subject to Award by Outside Agency? <input type="checkbox"/> Yes (provide details in comments) <input checked="" type="checkbox"/> No	

Fiscal Year	FY 2022-23	FY 2023-24	FY 2024-25	FY 2025-26	FY 2026-27	FY 2027-28	Outer Years	Total Cost
	Current	Adopted	Recommended					
Fund:	4318-OMC - Regional Water							
Architect & Eng Svcs	-	-	-	1,000,000	-	-	-	1,000,000
Land Purchases	-	-	-	-	-	-	-	-
Construction Contracts	-	-	-	-	9,000,000	-	-	9,000,000
Other Professional Svcs	-	-	-	-	-	-	-	-
Other Misc Expenses	-	-	-	-	-	-	-	-
Total Cost	\$ -	\$ -	\$ -	\$ 1,000,000	\$ 9,000,000	\$ -	\$ -	\$ 10,000,000
Annual O&M								

Review and Comments:

Euclid Avenue Recycled Water System



**City of Ontario
Capital Improvement Program
Recommended Budget for Fiscal Year 2025-26**

Project Title: Euclid Avenue Recycled Water System (\$10M in Grant Funds) Location: Euclid Avenue (I-10 Freeway to Riverside Drive)	Dept. Responsible: WTR007-Water Deposits, Grants and Projects Project Manager: Dennis Mejia Project ID: WA1502 Project Start Date: 7/1/2023 Project Status: New Phase CIP Category: Water DIF Project No: N/A Estimated End Date: 6/30/2028 Total Cost: \$ 20,314,504
--	--

Description of Improvements: Construct 8" to 16" diameter master-planned recycled water pipelines along Euclid Avenue and surrounding area from the Interstate 10 Freeway south to Riverside Drive.	Project Priority Within CIP Category <input type="checkbox"/> Essential (Start within 1 year) <input checked="" type="checkbox"/> Necessary (Start within 1 to 3 years) <input type="checkbox"/> Desirable (Start within 3 to 5 years)
---	--

Is Project Funding Subject to Award by Outside Agency? <input checked="" type="checkbox"/> Yes (provide details in comments) <input type="checkbox"/> No

Justification or Significance of Improvement: Recycled water is a long-term sustainable water source that is not subject to the same limitations under drought conditions as potable water supplies. The new pipelines will allow recycled water to be utilized for irrigation along Euclid Avenue including the Ontario Town Square Park, Euclid medians, parks, schools, and other landscape areas.	City Council Goals & Objectives: Invest in the City's Infrastructure (Water, Streets, Sewer, Parks, Storm Drains, and Public Facilities) Focus Resources in Ontario's Commercial and Residential Neighborhoods Invest in the Growth and Evolution of the City's Economy Operate in a Businesslike Manner
---	---

Fiscal Year	FY 2022-23	FY 2023-24	FY 2024-25	FY 2025-26	FY 2026-27	FY 2027-28	Outer Years	Total Cost
	Current	Adopted	Recommended					
Fund:	5011-Water Capital							
Architect & Eng Svcs	874,037	-	-	-	-	-	-	874,037
Land Purchases	-	-	-	-	-	-	-	-
Construction Contracts	9,337,402	-	-	-	-	-	-	9,337,402
Other Professional Svcs	103,065	-	-	-	-	-	-	103,065
Other Misc Expenses	-	-	-	-	-	-	-	-
Fund:	2400-Grants Fund							
Architect & Eng Svcs	-	-	-	-	-	-	-	-
Land Purchases	-	-	-	-	-	-	-	-
Construction Contracts	-	-	-	10,000,000	-	-	-	10,000,000
Other Professional Svcs	-	-	-	-	-	-	-	-
Other Misc Expenses	-	-	-	-	-	-	-	-
Total Cost	\$ 10,314,504	\$ -	\$ -	\$ 10,000,000	\$ -	\$ -	\$ -	\$ 20,314,504

Annual O&M

Review and Comments:

Replacement Potable Water Well



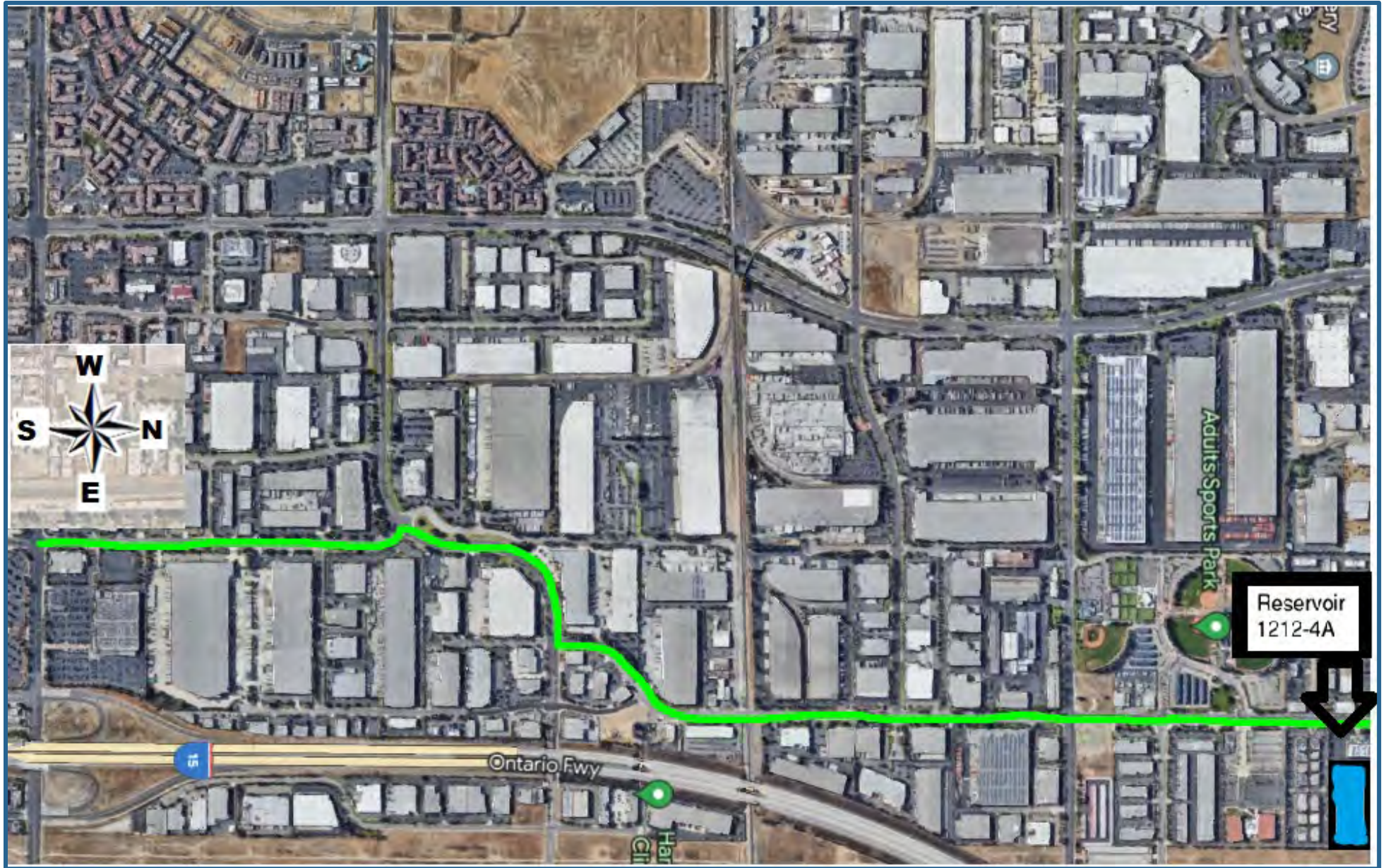
City of Ontario
Capital Improvement Program
Recommended Budget for Fiscal Year 2025-26

Project Title: Replacement Potable Water Well	Dept. Responsible: WTR007-Water Deposits, Grants and Projects							
Location: To be determined	Project Manager: Omar Gonzalez							
Description of Improvements: Replacement Water production well to replace another well which has reached its useful service life.	Project ID: WA							
	Project Start Date: 7/1/2025							
	Project Status: New Project							
	Estimated End Date: 6/30/2025							
Justification or Significance of Improvement: This project is needed to maintain the City's ability to continue utilizing groundwater wells to meet the potable water demands of the City and provide a safe and reliable drinking water source.	Total Cost: \$ 8,500,000							
	<table border="1" style="width: 100%; border-collapse: collapse;"> <tr> <td style="width: 60%;">Project Priority Within CIP Category</td> <td>Is Project Funding Subject to Award by Outside Agency?</td> </tr> <tr> <td><input type="checkbox"/> Essential (Start within 1 year)</td> <td><input type="checkbox"/> Yes (provide details in comments)</td> </tr> <tr> <td><input type="checkbox"/> Necessary (Start within 1 to 3 years)</td> <td><input checked="" type="checkbox"/> No</td> </tr> <tr> <td><input checked="" type="checkbox"/> Desirable (Start within 3 to 5 years)</td> <td></td> </tr> </table>	Project Priority Within CIP Category	Is Project Funding Subject to Award by Outside Agency?	<input type="checkbox"/> Essential (Start within 1 year)	<input type="checkbox"/> Yes (provide details in comments)	<input type="checkbox"/> Necessary (Start within 1 to 3 years)	<input checked="" type="checkbox"/> No	<input checked="" type="checkbox"/> Desirable (Start within 3 to 5 years)
Project Priority Within CIP Category	Is Project Funding Subject to Award by Outside Agency?							
<input type="checkbox"/> Essential (Start within 1 year)	<input type="checkbox"/> Yes (provide details in comments)							
<input type="checkbox"/> Necessary (Start within 1 to 3 years)	<input checked="" type="checkbox"/> No							
<input checked="" type="checkbox"/> Desirable (Start within 3 to 5 years)								
City Council Goals & Objectives:								
Invest in the Growth and Evolution of the City's Economy								
Operate in a Businesslike Manner								
Invest in the City's Infrastructure (Water, Streets, Sewer, Parks, Storm Drains, and Public Facilities)								

Fiscal Year	FY 2022-23	FY 2023-24	FY 2024-25	FY 2025-26	FY 2026-27	FY 2027-28	Outer Years	Total Cost
	Current	Adopted	Recommended					
Fund:	5011-Water Capital							
Architect & Eng Svcs	-	-	-	500,000	250,000	300,000	-	1,050,000
Land Purchases	-	-	-	-	-	-	-	-
Construction Contracts	-	-	-	-	1,250,000	6,200,000	-	7,450,000
Other Professional Svcs	-	-	-	-	-	-	-	-
Other Misc Expenses	-	-	-	-	-	-	-	-
Total Cost	\$ -	\$ -	\$ -	\$ 500,000	\$ 1,500,000	\$ 6,500,000	\$ -	\$ 8,500,000
Annual O&M								

Review and Comments:

Reservoir 1212' 4A and Transmission Main



**City of Ontario
Capital Improvement Program
Recommended Budget for Fiscal Year 2025-26**

<p>Project Title: Reservoir 1212' 4A and Transmission Main</p> <p>Location: See description below for location</p> <p>Description of Improvements: Construction of the new 1212'4A Reservoir and transmission main will provide additional source of safe and reliable potable water to customers in the 1212' pressure zone. An 8 million gallon potable water reservoir located at the intersection of Rochester Avenue and Foothill Boulevard; and a 30" transmission main from the reservoir site along Rochester Avenue and Buffalo Avenue.</p> <p>Justification or Significance of Improvement: Construction of the new 1212'4A Reservoir and transmission main will provide additional source of safe and reliable potable water to customers in the 1212' pressure zone.</p>	<p>Dept. Responsible: WTR007-Water Deposits, Grants and Projects</p> <p>Project Manager: Omar Gonzalez</p> <p>Project ID: WA</p> <p>Project Start Date: 7/1/2025</p> <p>Project Status: New Phase</p> <p>CIP Category: Water</p> <p>DIF Project No: WT-004, WT-006</p> <p>Estimated End Date: 6/30/2028</p> <p>Total Cost: \$ 31,500,000</p> <p>Project Priority Within CIP Category</p> <p><input type="checkbox"/> Essential (Start within 1 year)</p> <p><input type="checkbox"/> Necessary (Start within 1 to 3 years)</p> <p><input checked="" type="checkbox"/> Desirable (Start within 3 to 5 years)</p> <p>Is Project Funding Subject to Award by Outside Agency?</p> <p><input type="checkbox"/> Yes (provide details in comments)</p> <p><input checked="" type="checkbox"/> No</p> <p>City Council Goals & Objectives:</p> <p>Invest in the City's Infrastructure (Water, Streets, Sewer, Parks, Storm Drains, and Public Facilities)</p> <p>Invest in the Growth and Evolution of the City's Economy</p> <p>Operate in a Businesslike Manner</p>
--	--

Fiscal Year	FY 2022-23	FY 2023-24	FY 2024-25	FY 2025-26	FY 2026-27	FY 2027-28	Outer Years	Total Cost
	Current	Adopted	Recommended					
Fund:	4318-OMC - Regional Water							
Architect & Eng Svcs	-	-	-	375,000	250,000	250,000	-	875,000
Land Purchases	-	-	-	-	-	-	-	-
Construction Contracts	-	-	-	-	4,250,000	2,750,000	-	7,000,000
Other Professional Svcs	-	-	-	-	-	-	-	-
Other Misc Expenses	-	-	-	-	-	-	-	-
Fund:	5011-Water Capital							
Architect & Eng Svcs	-	-	-	1,125,000	750,000	750,000	-	2,625,000
Land Purchases	-	-	-	-	-	-	-	-
Construction Contracts	-	-	-	-	12,750,000	8,250,000	-	21,000,000
Other Professional Svcs	-	-	-	-	-	-	-	-
Other Misc Expenses	-	-	-	-	-	-	-	-
Total Cost	\$ -	\$ -	\$ -	\$ 1,500,000	\$ 18,000,000	\$ 12,000,000	\$ -	\$ 31,500,000
Annual O&M								

Review and Comments:

Groundwater Wellhead Treatment Facility



City of Ontario
Capital Improvement Program
Recommended Budget for Fiscal Year 2026-27

<p>Project Title: Groundwater Wellhead Treatment Facility</p> <p>Location: To be determined</p> <p>Description of Improvements: Construction of a wellhead treatment facility on an existing well site consisting of an ION exchange treatment system and building for perchlorate removal.</p> <p>Justification or Significance of Improvement: This project is needed to provide a safe and reliable groundwater supply to meet the potable water demands of the City.</p>	<p>Dept. Responsible: WTR007-Water Deposits, Grants and Projects</p> <p>Project Manager: Omar Gonzalez</p> <p>Project ID: WA</p> <p>Project Start Date: 7/1/2026</p> <p>Project Status: New Project</p> <p>CIP Category: Water</p> <p>DIF Project No: N/A</p> <p>Estimated End Date: 6/30/2028</p> <p>Total Cost: \$ 17,250,000</p> <p>Project Priority Within CIP Category</p> <p><input type="checkbox"/> Essential (Start within 1 year)</p> <p><input type="checkbox"/> Necessary (Start within 1 to 3 years)</p> <p><input checked="" type="checkbox"/> Desirable (Start within 3 to 5 years)</p> <p>Is Project Funding Subject to Award by Outside Agency?</p> <p><input type="checkbox"/> Yes (provide details in comments)</p> <p><input checked="" type="checkbox"/> No</p> <p>City Council Goals & Objectives:</p> <p>Invest in the Growth and Evolution of the City's Economy</p> <p>Operate in a Businesslike Manner</p> <p>Invest in the City's Infrastructure (Water, Streets, Sewer, Parks, Storm Drains, and Public Facilities)</p>
--	---

Fiscal Year	FY 2022-23	FY 2023-24	FY 2024-25	FY 2025-26	FY 2026-27	FY 2027-28	Outer Years	Total Cost
	Current	Adopted	Recommended					
Fund:	5011-Water Capital							
Architect & Eng Svcs	-	-	-	-	1,000,000	1,250,000	-	2,250,000
Land Purchases	-	-	-	-	-	-	-	-
Construction Contracts	-	-	-	-	-	15,000,000	-	15,000,000
Other Professional Svcs	-	-	-	-	-	-	-	-
Other Misc Expenses	-	-	-	-	-	-	-	-
Total Cost	\$ -	\$ -	\$ -	\$ -	\$ 1,000,000	\$ 16,250,000	\$ -	\$ 17,250,000
Annual O&M								

Review and Comments:





PREMIER COMMUNITY OF THE INLAND EMPIRE



City of Ontario
Capital Improvement Program
Summary of Capital Improvement Program by Project Type

Project Type	Funding Source	Page	FY 2022-23 Current	FY 2023-24 Adopted	FY 2024-25 Recommended	FY 2025-26 Recommended	FY 2026-27 Recommended	FY 2027-28 Recommended	Outer Years	Total
Miscellaneous										
Community Development Land Management System Replacement (Accela)	Other Funds	373	\$ -	\$ 1,000,000	\$ 750,000	\$ 950,000	\$ 200,000	\$ -	\$ -	\$ 2,900,000
Fire Computer Aided Dispatch Replacement	Other Funds	375	-	1,250,000	750,000	500,000	-	-	-	2,500,000
Police Computer Aided Dispatch Replacement	Other Funds	377	-	1,250,000	750,000	500,000	-	-	-	2,500,000
Replace Virtual Server Platform Servers (VxRail)	Other Funds	379	-	350,000	350,000	350,000	350,000	350,000	-	1,750,000
Beverly Hotel Acquisition	Econ Dev Fund	381	-	-	3,150,000	-	-	-	-	3,150,000
Holt Corridor (Bon View and Holt) Acquisition	Econ Dev Fund	383	-	-	6,500,000	-	-	-	-	6,500,000
Holt Corridor (Campus and Holt) Acquisition	Econ Dev Fund	385	-	-	2,250,000	-	-	-	-	2,250,000
Holt Corridor (Grove and Holt) Acquisition	Econ Dev Fund	387	-	-	20,000,000	-	-	-	-	20,000,000
Holt Corridor (Sultana and Holt) Acquisition	Econ Dev Fund	389	-	-	2,200,000	-	-	-	-	2,200,000
Modernize Desktop and Device Management and Deployment (Citywide)	Other Funds	391	-	-	1,300,000	1,100,000	-	-	-	2,400,000
OMUC Customer Information System (CIS) Replacement	Other Funds	393	-	-	2,500,000	1,500,000	1,000,000	500,000	500,000	6,000,000
Public Work's Work Order Management Upgrade	Other Funds	395	-	-	250,000	250,000	250,000	-	-	750,000
<i>Broadband Expansion*</i>	<i>Measure Q/ Other Funds</i>	<i>N/A</i>	<i>-</i>	<i>-</i>	<i>-</i>	<i>-</i>	<i>-</i>	<i>-</i>	<i>116,000,000</i>	<i>116,000,000</i>
Miscellaneous Total			\$ -	\$ 3,850,000	\$ 40,750,000	\$ 5,150,000	\$ 1,800,000	\$ 850,000	\$ 116,500,000	\$ 168,900,000


**City of Ontario
Capital Improvement Program
Adopted Budget for Fiscal Year 2023-24**

Project Title: Community Development Land Management Replacement (Accela)	Dept. Responsible: ITD005-IT Deposits, Grants and Projects Project Manager: Scott Murphy Project ID: MS2404 Project Start Date: 7/1/2023 Project Status: Future								
Location: Community Development Agency - 303 East B Street	CIP Category: Miscellaneous DIF Project No: N/A Estimated End Date: 6/30/2028 Total Cost: \$ 2,900,000								
Description of Improvements: Modernize the land management system.	<table border="1" style="width: 100%; border-collapse: collapse;"> <tr> <td style="width: 60%;">Project Priority Within CIP Category</td> <td style="width: 40%;">Is Project Funding Subject to Award by Outside Agency?</td> </tr> <tr> <td><input checked="" type="checkbox"/> Essential (Start within 1 year)</td> <td><input type="checkbox"/> Yes (provide details in comments)</td> </tr> <tr> <td><input type="checkbox"/> Necessary (Start within 1 to 3 years)</td> <td><input checked="" type="checkbox"/> No</td> </tr> <tr> <td><input type="checkbox"/> Desirable (Start within 3 to 5 years)</td> <td></td> </tr> </table>	Project Priority Within CIP Category	Is Project Funding Subject to Award by Outside Agency?	<input checked="" type="checkbox"/> Essential (Start within 1 year)	<input type="checkbox"/> Yes (provide details in comments)	<input type="checkbox"/> Necessary (Start within 1 to 3 years)	<input checked="" type="checkbox"/> No	<input type="checkbox"/> Desirable (Start within 3 to 5 years)	
Project Priority Within CIP Category	Is Project Funding Subject to Award by Outside Agency?								
<input checked="" type="checkbox"/> Essential (Start within 1 year)	<input type="checkbox"/> Yes (provide details in comments)								
<input type="checkbox"/> Necessary (Start within 1 to 3 years)	<input checked="" type="checkbox"/> No								
<input type="checkbox"/> Desirable (Start within 3 to 5 years)									
Justification or Significance of Improvement: The City has used the Accela Land Management System since 2010. While the system's initial configuration has served us well for over a decade, with the onset of the Covid pandemic, it became apparent the current system is not well suited to support a digital process.	City Council Goals & Objectives: Invest in the Growth and Evolution of the City's Economy Operate in a Businesslike Manner Focus Resources in Ontario's Commercial and Residential Neighborhoods Ensure the Development of a Well Planned, Balanced, and Self-Sustaining Community in Ontario Ranch								

Fiscal Year	FY 2022-23	FY 2023-24	FY 2024-25	FY 2025-26	FY 2026-27	FY 2027-28	Outer Years	Total Cost
	Current	Adopted	Recommended					
Fund:	6020-Information Technology							
Architect & Eng Svcs	-	-	-	-	-	-	-	-
Land Purchases	-	-	-	-	-	-	-	-
Construction Contracts	-	-	-	-	-	-	-	-
Other Professional Svcs	-	1,000,000	750,000	950,000	200,000	-	-	2,900,000
Other Misc Expenses	-	-	-	-	-	-	-	-
Total Cost	\$ -	\$ 1,000,000	\$ 750,000	\$ 950,000	\$ 200,000	\$ -	\$ -	\$ 2,900,000
Annual O&M								

Review and Comments:

Fire Computer Aided Dispatch Replacement



**City of Ontario
Capital Improvement Program
Adopted Budget for Fiscal Year 2023-24**

Project Title: Fire Computer Aided Dispatch Replacement	Dept. Responsible: ITD005-IT Deposits, Grants and Projects							
Location: Ontario Fire Department - 425 East B Street	Project Manager: Sagar Patel Project ID: MS2402 Project Start Date: 7/1/2023 Project Status: New Project							
Description of Improvements: The City's current Public Safety Computer Aided Dispatch system, Central Square TCCAD, was purchased and implemented over 17 years ago.	CIP Category: Miscellaneous DIF Project No: N/A Estimated End Date: 6/30/2026 Total Cost: \$ 2,500,000							
	<table border="1" style="width: 100%; border-collapse: collapse;"> <tr> <td style="width: 60%;">Project Priority Within CIP Category</td> <td style="width: 40%;">Is Project Funding Subject to Award by Outside Agency?</td> </tr> <tr> <td><input checked="" type="checkbox"/> Essential (Start within 1 year)</td> <td><input type="checkbox"/> Yes (provide details in comments)</td> </tr> <tr> <td><input type="checkbox"/> Necessary (Start within 1 to 3 years)</td> <td><input checked="" type="checkbox"/> No</td> </tr> <tr> <td><input type="checkbox"/> Desirable (Start within 3 to 5 years)</td> <td></td> </tr> </table>	Project Priority Within CIP Category	Is Project Funding Subject to Award by Outside Agency?	<input checked="" type="checkbox"/> Essential (Start within 1 year)	<input type="checkbox"/> Yes (provide details in comments)	<input type="checkbox"/> Necessary (Start within 1 to 3 years)	<input checked="" type="checkbox"/> No	<input type="checkbox"/> Desirable (Start within 3 to 5 years)
Project Priority Within CIP Category	Is Project Funding Subject to Award by Outside Agency?							
<input checked="" type="checkbox"/> Essential (Start within 1 year)	<input type="checkbox"/> Yes (provide details in comments)							
<input type="checkbox"/> Necessary (Start within 1 to 3 years)	<input checked="" type="checkbox"/> No							
<input type="checkbox"/> Desirable (Start within 3 to 5 years)								
Justification or Significance of Improvement: The computer-aided dispatch (CAD) system utilized by City of Ontario Public Safety Dispatchers in our Fire Communication center is used to prioritize and record incident calls, identify the status and location of responders in the field, and effectively dispatch responder personnel. Public Safety responders in the field can receive messages initiated by CAD systems via their mobile data terminals (MDTs), radios, and cell phones.	City Council Goals & Objectives: Maintain the Current High Level of Public Safety Operate in a Businesslike Manner							

Fiscal Year	FY 2022-23	FY 2023-24	FY 2024-25	FY 2025-26	FY 2026-27	FY 2027-28	Outer Years	Total Cost
	Current	Adopted	Recommended					
Fund:	6020-Information Technology							
Architect & Eng Svcs	-	-	-	-	-	-	-	-
Land Purchases	-	-	-	-	-	-	-	-
Construction Contracts	-	-	-	-	-	-	-	-
Other Professional Svcs	-	1,250,000	750,000	500,000	-	-	-	2,500,000
Other Misc Expenses	-	-	-	-	-	-	-	-
Total Cost	\$ -	\$ 1,250,000	\$ 750,000	\$ 500,000	\$ -	\$ -	\$ -	\$ 2,500,000
Annual O&M								

Review and Comments:

Police Computer Aided Dispatch Replacement



**City of Ontario
Capital Improvement Program
Adopted Budget for Fiscal Year 2023-24**

Project Title: Police Computer Aided Dispatch Replacement	Dept. Responsible: ITD005-IT Deposits, Grants and Projects Project Manager: Liz Zazueta Project ID: MS2403 Project Start Date: 7/1/2023 Project Status: New Project
Location: Ontario Police Department - 2500 South Archibald Avenue	CIP Category: Miscellaneous DIF Project No: N/A Estimated End Date: 6/30/2026 Total Cost: \$ 2,500,000
Description of Improvements: Replacement of the City's current Public Safety Computer Aided Dispatch system, which was purchased and implemented over 17 years ago.	Project Priority Within CIP Category <input type="checkbox"/> Essential (Start within 1 year) <input checked="" type="checkbox"/> Necessary (Start within 1 to 3 years) <input type="checkbox"/> Desirable (Start within 3 to 5 years)
Justification or Significance of Improvement: The computer-aided dispatch (CAD) system utilized by City of Ontario Public Safety Dispatchers in our Police Communication center is used to prioritize and record incident calls, identify the status and location of responders in the field, and effectively dispatch responder personnel. Public Safety responders in the field can receive messages initiated by CAD systems via their mobile data terminals (MDTs), radios, and cell phones.	Is Project Funding Subject to Award by Outside Agency? <input type="checkbox"/> Yes (provide details in comments) <input checked="" type="checkbox"/> No
	City Council Goals & Objectives: Maintain the Current High Level of Public Safety

Fiscal Year	FY 2022-23	FY 2023-24	FY 2024-25	FY 2025-26	FY 2026-27	FY 2027-28	Outer Years	Total Cost
	Current	Adopted	Recommended					
Fund:	6020-Information Technology							
Architect & Eng Svcs	-	-	-	-	-	-	-	-
Land Purchases	-	-	-	-	-	-	-	-
Construction Contracts	-	-	-	-	-	-	-	-
Other Professional Svcs	-	1,250,000	750,000	500,000	-	-	-	2,500,000
Other Misc Expenses	-	-	-	-	-	-	-	-
Total Cost	\$ -	\$ 1,250,000	\$ 750,000	\$ 500,000	\$ -	\$ -	\$ -	\$ 2,500,000
Annual O&M								

Review and Comments:

Replace Virtual Server Platform Servers (vxRail)



**City of Ontario
Capital Improvement Program
Adopted Budget for Fiscal Year 2023-24**

Project Title: Replace Virtual Server Platform Servers (vxRail)	Dept. Responsible: ITD005-IT Deposits, Grants and Projects Project Manager: Jerrod Lee Project ID: MS2401 Project Start Date: 7/1/2023 Project Status: New Phase
Location: City Hall and Ontario Police Department	CIP Category: Miscellaneous DIF Project No: N/A Estimated End Date: 6/30/2028 Total Cost: \$ 1,750,000
Description of Improvements: Replace VxRail Server hardware at City Hall and Ontario Police Department.	Project Priority Within CIP Category <input type="checkbox"/> Essential (Start within 1 year) <input checked="" type="checkbox"/> Necessary (Start within 1 to 3 years) <input type="checkbox"/> Desirable (Start within 3 to 5 years)
Justification or Significance of Improvement: The VxRail servers provide the hardware platform for most of the City's critical systems hosted on site, and at City Hall and OPD. The servers are redundant and allow for greater up-time as a single server failure will not impact system availability. The platform will be due for a replacement in 5 years.	Is Project Funding Subject to Award by Outside Agency? <input type="checkbox"/> Yes (provide details in comments) <input checked="" type="checkbox"/> No
City Council Goals & Objectives: Operate in a Businesslike Manner Invest in the City's Infrastructure (Water, Streets, Sewer, Parks, Storm Drains, and Public Facilities)	

Fiscal Year	FY 2022-23	FY 2023-24	FY 2024-25	FY 2025-26	FY 2026-27	FY 2027-28	Outer Years	Total Cost
	Current	Adopted	Recommended					
Fund:	6020-Information Technology							
Architect & Eng Svcs	-	-	-	-	-	-	-	-
Land Purchases	-	-	-	-	-	-	-	-
Construction Contracts	-	-	-	-	-	-	-	-
Other Professional Svcs	-	-	-	-	-	-	-	-
Other Misc Expenses	-	350,000	350,000	350,000	350,000	350,000	-	1,750,000
Total Cost	\$ -	\$ 350,000	\$ 350,000	\$ 350,000	\$ 350,000	\$ 350,000	\$ -	\$ 1,750,000
Annual O&M								

Review and Comments:

Beverly Hotel Acquisition



City of Ontario
Capital Improvement Program
Recommended Budget for Fiscal Year 2024-25

Project Title: Beverly Hotel Acquisition	Dept. Responsible: ECD003-Economic Development Deposits, Grants and Projects
Location: 110 - 112 South Euclid Avenue	Project Manager: Charity Hernandez
Description of Improvements: Property acquisition for redevelopment purposes.	Project ID: MS
	Project Start Date: 7/1/2024
	Project Status: Future
	CIP Category: Miscellaneous
	DIF Project No: N/A
	Estimated End Date: 6/30/2025
	Total Cost: \$ 3,150,000
	Project Priority Within CIP Category
	<input type="checkbox"/> Essential (Start within 1 year)
	<input checked="" type="checkbox"/> Necessary (Start within 1 to 3 years)
	<input type="checkbox"/> Desirable (Start within 3 to 5 years)
	Is Project Funding Subject to Award by Outside Agency?
	<input type="checkbox"/> Yes (provide details in comments)
	<input checked="" type="checkbox"/> No
	City Council Goals & Objectives:
	Invest in the Growth and Evolution of the City's Economy
	Invest in the City's Infrastructure (Water, Streets, Sewer, Parks, Storm Drains, and Public Facilities)
Justification or Significance of Improvement: As revitalization efforts for Downtown Ontario continue to flourish, the Beverly Hotel will be a key property for future redevelopment.	

Fiscal Year	FY 2022-23	FY 2023-24	FY 2024-25	FY 2025-26	FY 2026-27	FY 2027-28	Outer Years	Total Cost
	Current	Adopted	Recommended					
Fund:	2570-Economic Development Activities Fund							
Architect & Eng Svcs	-	-	-	-	-	-	-	-
Land Purchases	-	-	3,000,000	-	-	-	-	3,000,000
Construction Contracts	-	-	-	-	-	-	-	-
Other Professional Svcs	-	-	-	-	-	-	-	-
Other Misc Expenses	-	-	150,000	-	-	-	-	150,000
Total Cost	\$ -	\$ -	\$ 3,150,000	\$ -	\$ -	\$ -	\$ -	\$ 3,150,000
Annual O&M								

Review and Comments:

Holt Corridor (Bon View and Holt) Acquisition



City of Ontario
Capital Improvement Program
Recommended Budget for Fiscal Year 2024-25

Project Title: Holt Corridor (Bon View and Holt) Acquisition	Dept. Responsible: ECD003-Economic Development Deposits, Grants and Projects Project Manager: Charity Hernandez Project ID: MS Project Start Date: 7/1/2024 Project Status: Future								
Location: 900-958 East Holt Blvd	CIP Category: Miscellaneous DIF Project No: N/A Estimated End Date: 6/30/2025 Total Cost: \$ 6,500,000								
Description of Improvements: Property acquisition for redevelopment purposes.	<table border="1" style="width: 100%; border-collapse: collapse;"> <tr> <td style="width: 60%;">Project Priority Within CIP Category</td> <td style="width: 40%;">Is Project Funding Subject to Award by Outside Agency?</td> </tr> <tr> <td><input type="checkbox"/> Essential (Start within 1 year)</td> <td><input type="checkbox"/> Yes (provide details in comments)</td> </tr> <tr> <td><input checked="" type="checkbox"/> Necessary (Start within 1 to 3 years)</td> <td><input checked="" type="checkbox"/> No</td> </tr> <tr> <td><input type="checkbox"/> Desirable (Start within 3 to 5 years)</td> <td></td> </tr> </table>	Project Priority Within CIP Category	Is Project Funding Subject to Award by Outside Agency?	<input type="checkbox"/> Essential (Start within 1 year)	<input type="checkbox"/> Yes (provide details in comments)	<input checked="" type="checkbox"/> Necessary (Start within 1 to 3 years)	<input checked="" type="checkbox"/> No	<input type="checkbox"/> Desirable (Start within 3 to 5 years)	
Project Priority Within CIP Category	Is Project Funding Subject to Award by Outside Agency?								
<input type="checkbox"/> Essential (Start within 1 year)	<input type="checkbox"/> Yes (provide details in comments)								
<input checked="" type="checkbox"/> Necessary (Start within 1 to 3 years)	<input checked="" type="checkbox"/> No								
<input type="checkbox"/> Desirable (Start within 3 to 5 years)									
Justification or Significance of Improvement: This acquisition will allow the City to capitalize on the West Valley Connector improvements, revitalize an important and visible corridor for tourists, business travelers, and residents, and create much needed housing units.	City Council Goals & Objectives: Invest in the Growth and Evolution of the City's Economy Invest in the City's Infrastructure (Water, Streets, Sewer, Parks, Storm Drains, and Public Facilities)								

Fiscal Year	FY 2022-23	FY 2023-24	FY 2024-25	FY 2025-26	FY 2026-27	FY 2027-28	Outer Years	Total Cost
	Current	Adopted	Recommended					
Fund:	2570-Economic Development Activities Fund							
Architect & Eng Svcs	-	-	-	-	-	-	-	-
Land Purchases	-	-	5,000,000	-	-	-	-	5,000,000
Construction Contracts	-	-	1,000,000	-	-	-	-	1,000,000
Other Professional Svcs	-	-	-	-	-	-	-	-
Other Misc Expenses	-	-	500,000	-	-	-	-	500,000
Total Cost	\$ -	\$ -	\$ 6,500,000	\$ -	\$ -	\$ -	\$ -	\$ 6,500,000
Annual O&M								

Review and Comments:

Holt Corridor (Campus and Holt) Acquisition



City of Ontario
Capital Improvement Program
Recommended Budget for Fiscal Year 2024-25

Project Title: Holt Corridor (Campus and Holt) Acquisition Location: Northeast Corner of Campus and Holt Blvd Description of Improvements: Property acquisition for redevelopment purposes.	Dept. Responsible: ECD003-Economic Development Deposits, Grants and Projects Project Manager: Charity Hernandez Project ID: MS Project Start Date: 7/1/2024 Project Status: Future CIP Category: Miscellaneous DIF Project No: N/A Estimated End Date: 6/30/2025 Total Cost: \$ 2,250,000
Justification or Significance of Improvement: This acquisition will allow the City to capitalize on the West Valley Connector improvements, revitalize an important and visible corridor for tourists, business travelers, and residents, and create much needed housing units.	Project Priority Within CIP Category <input type="checkbox"/> Essential (Start within 1 year) <input checked="" type="checkbox"/> Necessary (Start within 1 to 3 years) <input type="checkbox"/> Desirable (Start within 3 to 5 years)
City Council Goals & Objectives: Invest in the Growth and Evolution of the City's Economy Invest in the City's Infrastructure (Water, Streets, Sewer, Parks, Storm Drains, and Public Facilities)	
Is Project Funding Subject to Award by Outside Agency? <input type="checkbox"/> Yes (provide details in comments) <input checked="" type="checkbox"/> No	

Fiscal Year	FY 2022-23	FY 2023-24	FY 2024-25	FY 2025-26	FY 2026-27	FY 2027-28	Outer Years	Total Cost
	Current	Adopted	Recommended					
Fund:	2570-Economic Development Activities Fund							
Architect & Eng Svcs	-	-	-	-	-	-	-	-
Land Purchases	-	-	2,000,000	-	-	-	-	2,000,000
Construction Contracts	-	-	100,000	-	-	-	-	100,000
Other Professional Svcs	-	-	-	-	-	-	-	-
Other Misc Expenses	-	-	150,000	-	-	-	-	150,000
Total Cost	\$ -	\$ -	\$ 2,250,000	\$ -	\$ -	\$ -	\$ -	\$ 2,250,000
Annual O&M								

Review and Comments:

Holt Corridor (Grove and Holt) Acquisition



City of Ontario
Capital Improvement Program
Recommended Budget for Fiscal Year 2024-25

Project Title: Holt Corridor (Grove and Holt) Acquisition	Dept. Responsible: ECD003-Economic Development Deposits, Grants and Projects
Location: 1201 - 1243 East Holt Blvd	Project Manager: Charity Hernandez
Description of Improvements: Property acquisition for redevelopment purposes.	Project ID: MS
	Project Start Date: 7/1/2024
	Project Status: Future
	CIP Category: Miscellaneous
	DIF Project No: N/A
	Estimated End Date: 6/30/2025
	Total Cost: \$ 20,000,000
	Project Priority Within CIP Category
	<input type="checkbox"/> Essential (Start within 1 year)
	<input checked="" type="checkbox"/> Necessary (Start within 1 to 3 years)
	<input type="checkbox"/> Desirable (Start within 3 to 5 years)
	Is Project Funding Subject to Award by Outside Agency?
	<input type="checkbox"/> Yes (provide details in comments)
	<input checked="" type="checkbox"/> No
	City Council Goals & Objectives:
	Invest in the Growth and Evolution of the City's Economy
	Invest in the City's Infrastructure (Water, Streets, Sewer, Parks, Storm Drains, and Public Facilities)
Justification or Significance of Improvement:	
This acquisition will allow the City to capitalize on the West Valley Connector improvements, revitalize an important and visible corridor for tourists, business travelers, and residents, and create much needed housing units.	

Fiscal Year	FY 2022-23	FY 2023-24	FY 2024-25	FY 2025-26	FY 2026-27	FY 2027-28	Outer Years	Total Cost
	Current	Adopted	Recommended					
Fund:	2570-Economic Development Activities Fund							
Architect & Eng Svcs	-	-	-	-	-	-	-	-
Land Purchases	-	-	20,000,000	-	-	-	-	20,000,000
Construction Contracts	-	-	-	-	-	-	-	-
Other Professional Svcs	-	-	-	-	-	-	-	-
Other Misc Expenses	-	-	-	-	-	-	-	-
Total Cost	\$ -	\$ -	\$ 20,000,000	\$ -	\$ -	\$ -	\$ -	\$ 20,000,000
Annual O&M								

Review and Comments:

Holt Corridor (Sultana and Holt) Acquisition



City of Ontario
Capital Improvement Program
Recommended Budget for Fiscal Year 2024-25

Project Title: Holt Corridor (Sultana and Holt) Acquisition	Dept. Responsible: ECD003-Economic Development Deposits, Grants and Projects
Location: 500 - 526 East Holt Blvd	Project Manager: Charity Hernandez
Description of Improvements: Property acquisition for redevelopment purposes.	CIP Category: Miscellaneous
	Project ID: MS
	DIF Project No: N/A
	Project Start Date: 7/1/2024
	Estimated End Date: 6/30/2025
	Project Status: Future
	Total Cost: \$ 2,200,000
	Project Priority Within CIP Category
	<input type="checkbox"/> Essential (Start within 1 year)
	<input checked="" type="checkbox"/> Necessary (Start within 1 to 3 years)
	<input type="checkbox"/> Desirable (Start within 3 to 5 years)
	Is Project Funding Subject to Award by Outside Agency?
	<input type="checkbox"/> Yes (provide details in comments)
	<input checked="" type="checkbox"/> No
	City Council Goals & Objectives:
	Invest in the Growth and Evolution of the City's Economy
	Invest in the City's Infrastructure (Water, Streets, Sewer, Parks, Storm Drains, and Public Facilities)
Justification or Significance of Improvement:	
This acquisition will allow the City to capitalize on the West Valley Connector improvements, revitalize an important and visible corridor for tourists, business travelers, and residents, and create much needed housing units.	

Fiscal Year	FY 2022-23	FY 2023-24	FY 2024-25	FY 2025-26	FY 2026-27	FY 2027-28	Outer Years	Total Cost
	Current	Adopted	Recommended					
Fund:	2570-Economic Development Activities Fund							
Architect & Eng Svcs	-	-	-	-	-	-	-	-
Land Purchases	-	-	2,200,000	-	-	-	-	2,200,000
Construction Contracts	-	-	-	-	-	-	-	-
Other Professional Svcs	-	-	-	-	-	-	-	-
Other Misc Expenses	-	-	-	-	-	-	-	-
Total Cost	\$ -	\$ -	\$ 2,200,000	\$ -	\$ -	\$ -	\$ -	\$ 2,200,000
Annual O&M								

Review and Comments:

Modernize Desktop and Device Management and Deployment



City of Ontario
Capital Improvement Program
Recommended Budget for Fiscal Year 2024-25

Project Title: Modernize Desktop and Device Management and Deployment Location: Citywide Description of Improvements: Leverage modern tools to ease the management and support of desktops, laptops and mobile devices. Justification or Significance of Improvement: Mobile device management solutions provide a single interface to manage laptops, desktops and mobile devices. Virtual Desktop Infrastructure (VDI) allows for desktop computer environments to run on a single server. These solutions would result greatly simplifying IT Management and ease the support of remote users.	Dept. Responsible: ITD005-IT Deposits, Grants and Projects Project Manager: Pascal Pangestu Project ID: MS Project Start Date: 7/1/2024 Project Status: New Project CIP Category: Miscellaneous DIF Project No: N/A Estimated End Date: 6/30/2026 Total Cost: \$ 2,400,000 Project Priority Within CIP Category <input type="checkbox"/> Essential (Start within 1 year) <input checked="" type="checkbox"/> Necessary (Start within 1 to 3 years) <input type="checkbox"/> Desirable (Start within 3 to 5 years) Is Project Funding Subject to Award by Outside Agency? <input type="checkbox"/> Yes (provide details in comments) <input checked="" type="checkbox"/> No City Council Goals & Objectives: Operate in a Businesslike Manner Invest in the City's Infrastructure (Water, Streets, Sewer, Parks, Storm Drains, and Public Facilities)
--	--

Fiscal Year	FY 2022-23	FY 2023-24	FY 2024-25	FY 2025-26	FY 2026-27	FY 2027-28	Outer Years	Total Cost
	Current	Adopted	Recommended					
Fund:	6020-Information Technology							
Architect & Eng Svcs	-	-	200,000	-	-	-	-	200,000
Land Purchases	-	-	-	-	-	-	-	-
Construction Contracts	-	-	-	-	-	-	-	-
Other Professional Svcs	-	-	100,000	100,000	-	-	-	200,000
Other Misc Expenses	-	-	1,000,000	1,000,000	-	-	-	2,000,000
Total Cost	\$ -	\$ -	\$ 1,300,000	\$ 1,100,000	\$ -	\$ -	\$ -	\$ 2,400,000
Annual O&M								

Review and Comments:

OMUC Customer Information System (CIS) Replacement



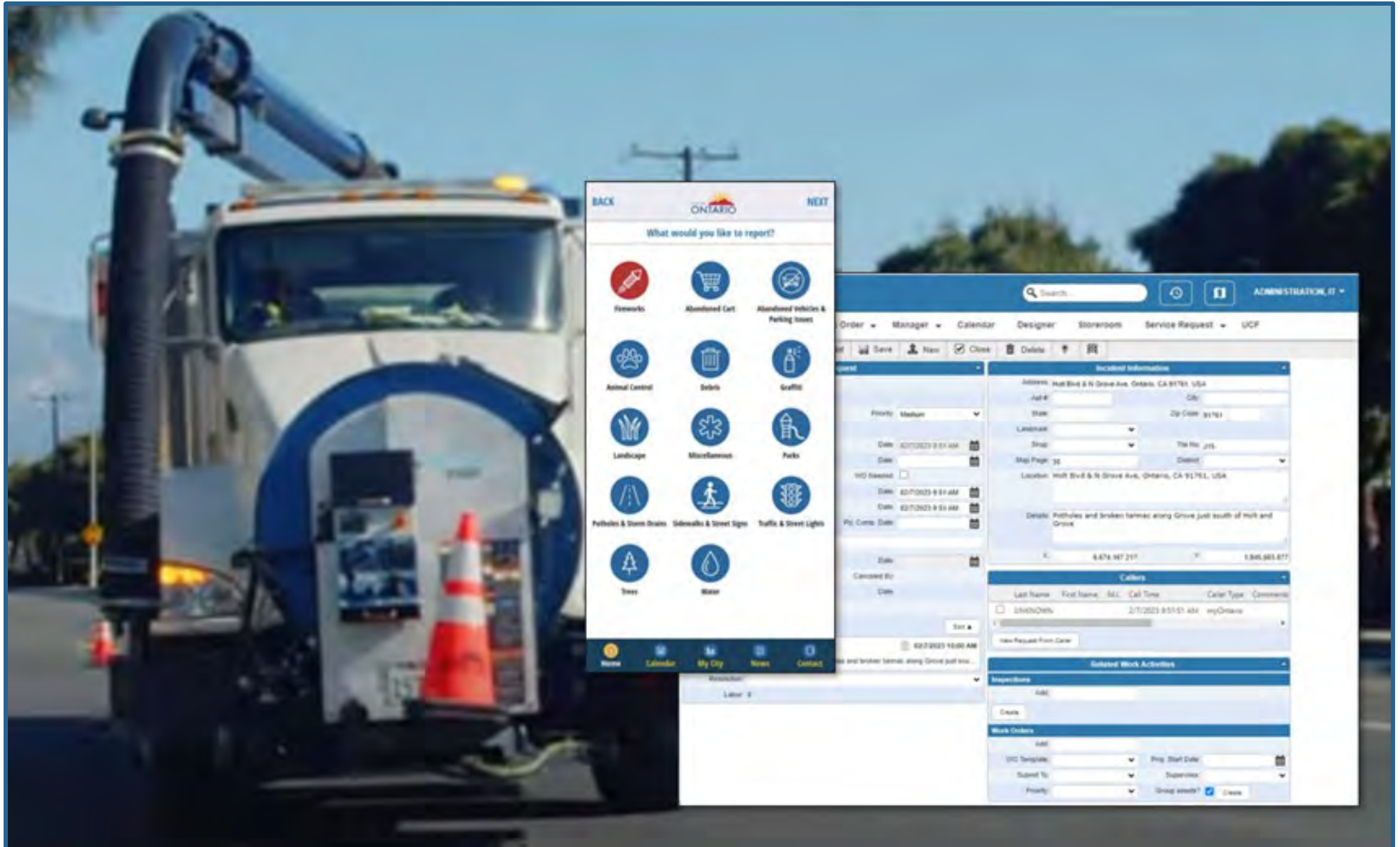
City of Ontario
Capital Improvement Program
Recommended Budget for Fiscal Year 2024-25

Project Title: OMUC Customer Information System (CIS) Replacement	Dept. Responsible: ITD005-IT Deposits, Grants and Projects Project Manager: Claudia Hernandez Project ID: MS Project Start Date: 7/1/2024 Project Status: Future
Location: Ontario Municipal Utilities Company 1333 South Bon View Avenue	CIP Category: Miscellaneous DIF Project No: N/A Estimated End Date: 6/30/2029 Total Cost: \$ 6,000,000
Description of Improvements: Modernize the current CIS system used by Ontario Municipal Utilities Company (OMUC).	Project Priority Within CIP Category <input type="checkbox"/> Essential (Start within 1 year) <input checked="" type="checkbox"/> Necessary (Start within 1 to 3 years) <input type="checkbox"/> Desirable (Start within 3 to 5 years)
Justification or Significance of Improvement: Current system and configuration build does not support the OMUC business needs and will not last well into the future.	Is Project Funding Subject to Award by Outside Agency? <input type="checkbox"/> Yes (provide details in comments) <input checked="" type="checkbox"/> No
City Council Goals & Objectives: Focus Resources in Ontario's Commercial and Residential Neighborhoods Invest in the Growth and Evolution of the City's Economy Operate in a Businesslike Manner	

Fiscal Year	FY 2022-23	FY 2023-24	FY 2024-25	FY 2025-26	FY 2026-27	FY 2027-28	Outer Years	Total Cost
	Current	Adopted	Recommended					
Fund:	6020-Information Technology							
Architect & Eng Svcs	-	-	-	-	-	-	-	-
Land Purchases	-	-	-	-	-	-	-	-
Construction Contracts	-	-	-	-	-	-	-	-
Other Professional Svcs	-	-	-	-	-	-	-	-
Other Misc Expenses	-	-	2,500,000	1,500,000	1,000,000	500,000	500,000	6,000,000
Total Cost	\$ -	\$ -	\$ 2,500,000	\$ 1,500,000	\$ 1,000,000	\$ 500,000	\$ 500,000	\$ 6,000,000
Annual O&M								

Review and Comments:

Public Works' Work Order Management Upgrade



City of Ontario
Capital Improvement Program
Recommended Budget for Fiscal Year 2024-25

Project Title: Public Works' Work Order Management Upgrade	Dept. Responsible: ITD005-IT Deposits, Grants and Projects Project Manager: Choon Vu Lam Project ID: MS Project Start Date: 7/1/2024 Project Status: Future								
Location: Ontario Public Services Agency - 1425 South Bon View Avenue	CIP Category: Miscellaneous DIF Project No: N/A Estimated End Date: 6/30/2027 Total Cost: \$ 750,000								
Description of Improvements: Modernize the current Public Works' Work Order management system.	<table border="1" style="width: 100%; border-collapse: collapse;"> <tr> <td style="width: 60%;">Project Priority Within CIP Category</td> <td style="width: 40%;">Is Project Funding Subject to Award by Outside Agency?</td> </tr> <tr> <td><input type="checkbox"/> Essential (Start within 1 year)</td> <td><input type="checkbox"/> Yes (provide details in comments)</td> </tr> <tr> <td><input checked="" type="checkbox"/> Necessary (Start within 1 to 3 years)</td> <td><input checked="" type="checkbox"/> No</td> </tr> <tr> <td><input type="checkbox"/> Desirable (Start within 3 to 5 years)</td> <td></td> </tr> </table>	Project Priority Within CIP Category	Is Project Funding Subject to Award by Outside Agency?	<input type="checkbox"/> Essential (Start within 1 year)	<input type="checkbox"/> Yes (provide details in comments)	<input checked="" type="checkbox"/> Necessary (Start within 1 to 3 years)	<input checked="" type="checkbox"/> No	<input type="checkbox"/> Desirable (Start within 3 to 5 years)	
Project Priority Within CIP Category	Is Project Funding Subject to Award by Outside Agency?								
<input type="checkbox"/> Essential (Start within 1 year)	<input type="checkbox"/> Yes (provide details in comments)								
<input checked="" type="checkbox"/> Necessary (Start within 1 to 3 years)	<input checked="" type="checkbox"/> No								
<input type="checkbox"/> Desirable (Start within 3 to 5 years)									
Justification or Significance of Improvement: Public Works uses the Work Order Management system to manage service requests from the MyOntario app and calls from residents and businesses. This modernization effort will improve residents' and businesses' user experience in reporting and getting feedback on issues. This project will also improve the use of geospatial technologies to enhance the Public Works Agency's management of assets.	City Council Goals & Objectives: Operate in a Businesslike Manner Invest in the City's Infrastructure (Water, Streets, Sewer, Parks, Storm Drains, and Public Facilities)								

Fiscal Year	FY 2022-23	FY 2023-24	FY 2024-25	FY 2025-26	FY 2026-27	FY 2027-28	Outer Years	Total Cost
	Current	Adopted	Recommended					
Fund:	6020-Information Technology							
Architect & Eng Svcs	-	-	-	-	-	-	-	-
Land Purchases	-	-	-	-	-	-	-	-
Construction Contracts	-	-	-	-	-	-	-	-
Other Professional Svcs	-	-	250,000	250,000	250,000	-	-	750,000
Other Misc Expenses	-	-	-	-	-	-	-	-
Total Cost	\$ -	\$ -	\$ 250,000	\$ 250,000	\$ 250,000	\$ -	\$ -	\$ 750,000
Annual O&M								

Review and Comments:





MAYOR

PAUL S. LEON

MAYOR PRO TEM

DEBRA PORADA

COUNCIL MEMBERS

ALAN D. WAPNER

JIM W. BOWMAN

RUBEN VALENCIA

CITY TREASURER

JAMES R. MILHISER

CITY CLERK

SHEILA MAUTZ

CITY MANAGER

SCOTT OCHOA

EXECUTIVE DIRECTOR OF FINANCE

ARMEN HARKALYAN

