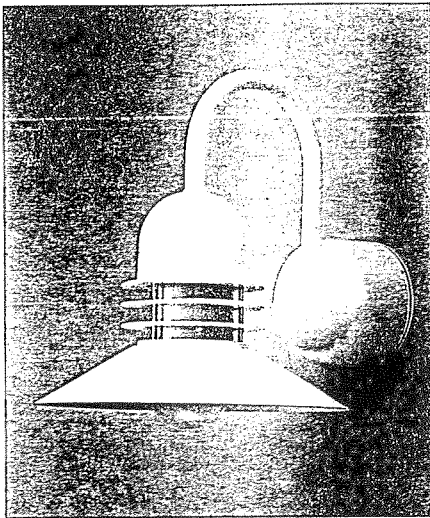



APPENDIX A  
Site Furnishings




◀ SL SR16-CA features a surface mounted cast aluminum ballast housing for ease of installation.



▶ SL SR24H3-T with a TRA 17 arm shown in "Weathered Bronze" powder coat finish. The TRA 17 arm features a brushed aluminum strap. The precision, cutoff reflector system provides unmatched lighting performance and glare control.

SCALE: 1/4"=1'

TYPICAL CONFIGURATIONS



HEAD	SL SR24GR3-T	2-SL SR24H4-S	SL SR24-T	2-SL SR24GR5-T	SL SR16-CA
ARM	WMA 16	•	SLA 4	SLA20A-2	•
POLE	•	PR5-5R18	PR4-4R9	DB6-4R15	•
OPTIONS	•	BC7-5, FLAG HOLDER	BC2-4	•	•

Victor Stanley, Inc.

P.O. DRAWER 330 - DUNKIRK, MD 20754 USA  
 TEL (301) 855-8300 - FAX (410) 257-7579

PG 1 DF 1

PRODUCT SPECIFICATIONS

CADD Department

IEWS 7

1

DRAWN B.K.S.

REV. 5/8/96

Ductile Iron frames are pre-drilled with the appropriate hole pattern to mount the wood slats

UNDER VIEW

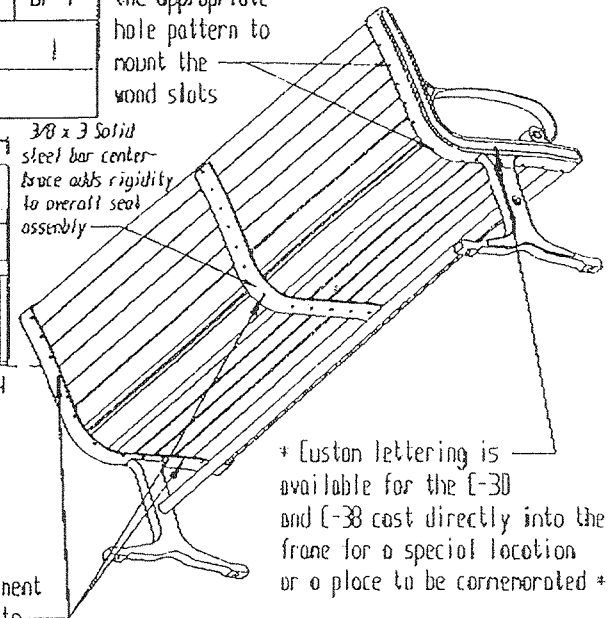
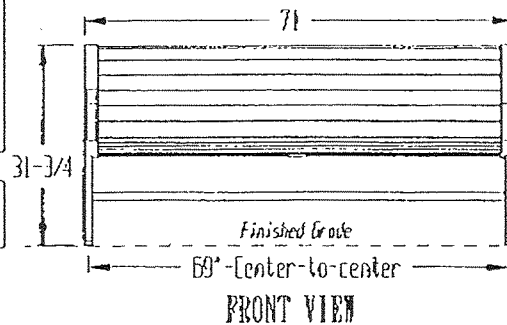
C-30

CLASSIC SERIES

Standard 6 Foot length

For your convenience and economy, this bench is shipped partially unassembled.

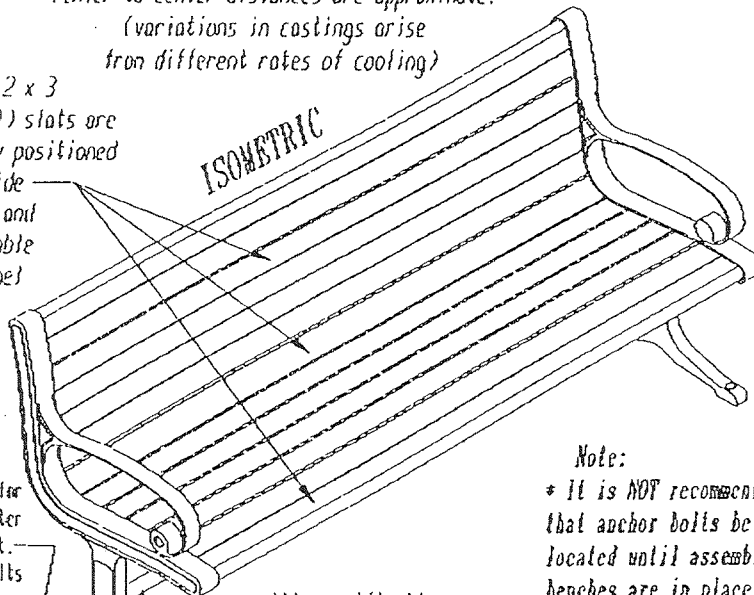
Center-to-center distances are approximate. (variations in castings arise from different rates of cooling)



\* Custom lettering is available for the C-30 and C-38 cast directly into the frame for a special location or a place to be cornered +

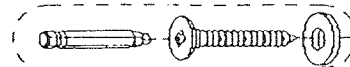
13 each 2 x 3 (nominal) slats are properly positioned to provide elegant and comfortable seat panel

ISOMETRIC

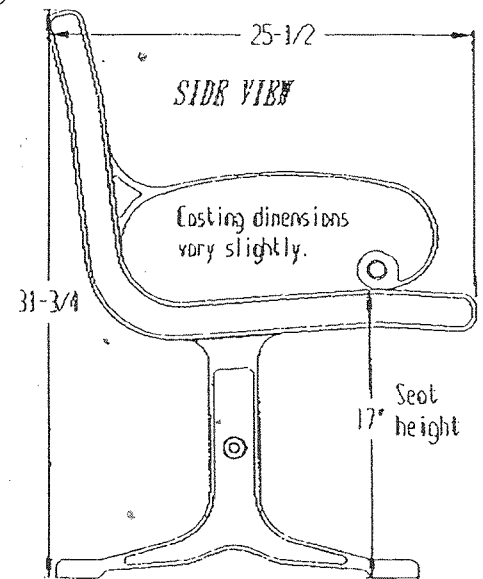


LAG-SCREW DETAIL

1-1/2" long x 1/4" diameter ductant coated lag screws fasten slats to steel supports from underneath. Special vandal resistant drive tool is provided.



SIDE VIEW



Casting dimensions vary slightly.

Clearance for 1/2" diameter anchor bolt. (Anchor bolts provided by others)

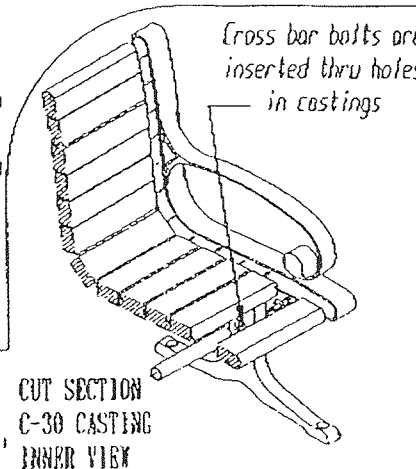
BOLT DETAIL

1-5/16 diameter cross bar is bolted using (2) 1-1/2" long, zinc plated hex head bolts

Note: \* It is NOT recommended that anchor bolts be located until assembled benches are in place \*

Copyright 1996 Victor Stanley, Inc. All Rights Reserved

\* Ductile Iron castings come with a 5 year warranty against breakage



CUT SECTION C-30 CASTING INNER VIEW

Finished grade

\* US Patent Pending \*

Victor Stanley, Inc.

P.O. DRAWER 330 - DUNKIRK, MD 20754 USA  
 TEL (301) 855-8300 - FAX (410) 257-7579

PG 1 OF 1

PRODUCT SPECIFICATIONS

CADD Department

IEWS 7

DRAWN R.D.N.

REV. 1/27/97

**C-40** CLASSIC SERIES  
 Standard 6 Foot Length

For your convenience and economy  
 this bench is shipped partially unassembled

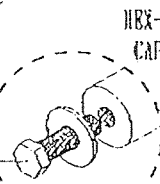
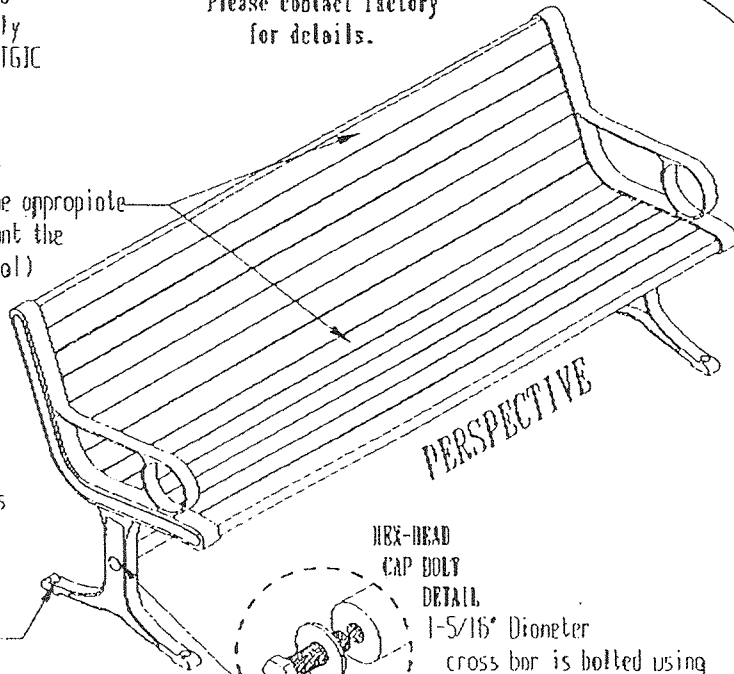
All fabricated components are steel shot-blasted, etched, phospholized and electrostatically powder-coated with TGIC polyester powder coatings.

The C-40 frames are pre-drilled with the appropriate hole pattern to mount the (13) 2" x 3" (nominal) woodslots


\* Custom lettering cast directly in individual castings is available \*

1/2" I.D. anchor bolt holes (Anchor Bolts provided by others)

All specifications are subject to change. Please contact factory for details.



HEX-HEAD CAP BOLT  
 1-5/16" Diameter cross bar is bolted using (2) 1-1/2" long, zinc plated hex head bolts



FRONT VIEW

Center to center distance is approximate. (variations in castings arise from different rates of cooling)

Ductile Iron castings come with a 5 year warranty against breakage

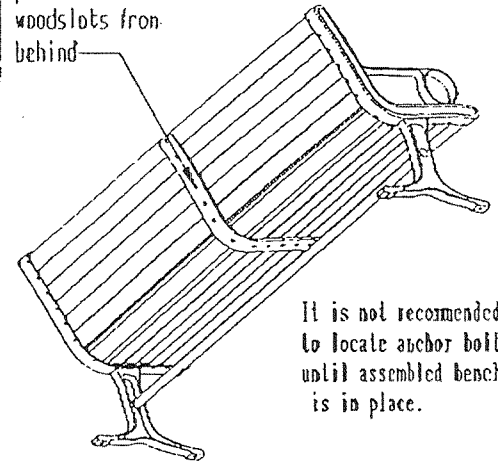
Casting dimensions vary slightly.



Copyright 1997 Victor Stanley, Inc. All Rights Reserved. \*\* U.S. PATENT PENDING \*\*

Ductile Iron Frames are pre-drilled with the appropriate hole pattern to mount the woodslots from behind

UNDER VIEW

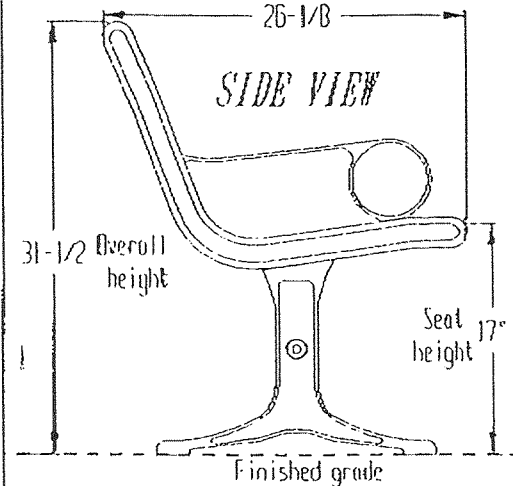


It is not recommended to locate anchor bolts until assembled bench is in place.

SCREEN DETAIL

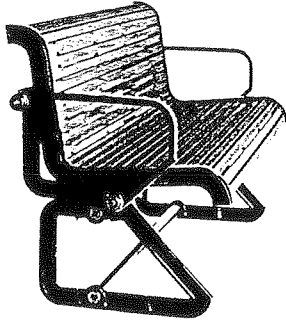


1-1/2" x 1/4" D.D. vandol resistant log screws fasten wood slots to brace from underneath.

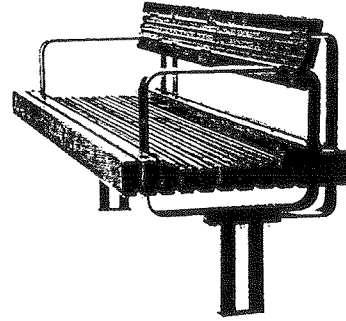


SIDE VIEW


Finished grade




REH



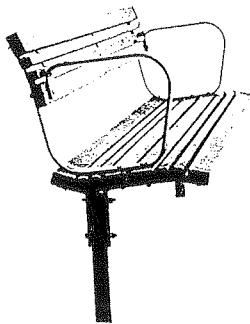
SYSTEMS




TRANSIT BAY




BAY




BASIC



PROMENADE



PEDESTRIAN

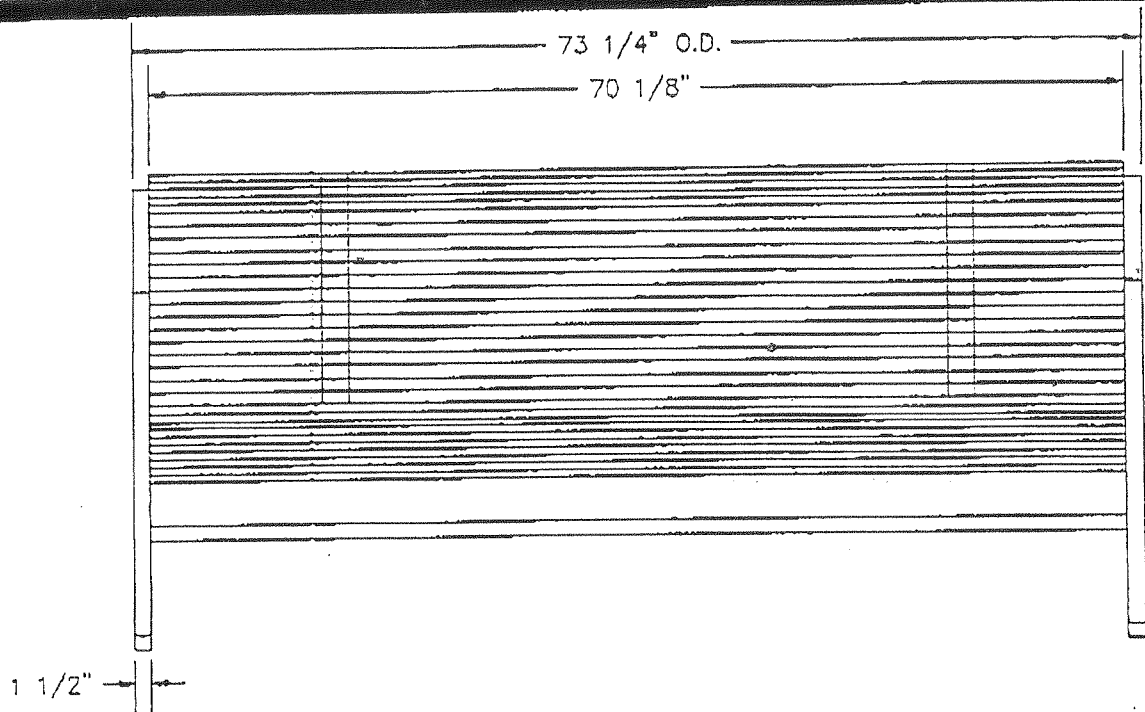


STANDARD

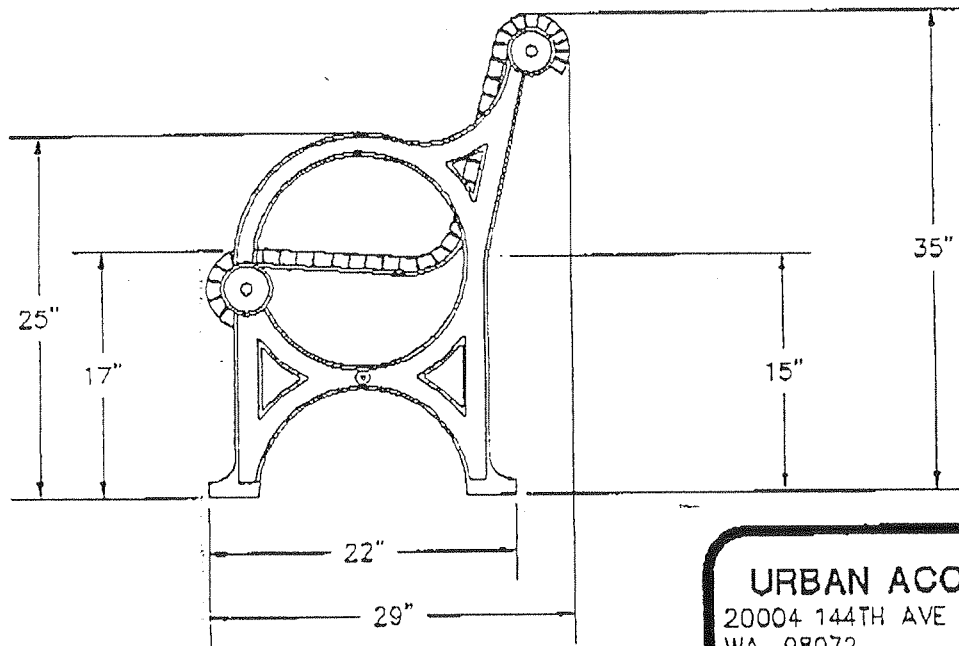
206.487.0488

15

BENCHES



1 1/2"



**STANDARD PRODUCT:**

1. ALUMINUM CASTING, POWDER COATED
2. STEEL CROSS SUPPORTS, POWDER COATED
3. 3 SOLID BRASS NUTS EACH END
4. WOOD V.G. FIR WITH #718 OLYMPIC STAIN.

SHOP DRAWINGS

<b>URBAN ACCESSORIES</b>		
20004 144TH AVE NE WOODINVILLE WA, 98072		
TEL: (206) 487-0488		
FAX: (206) 568-3033		
<b>BAY BENCH</b>		
PROJECT:		
JOB#	SHEET#	DATE:10/11/93
DR:G.ROSE CK BY:		SCALE:NONE
MATERIALALUM/WOOD		DR#



C128

## RENAISSANCE

**RENAISSANCE BENCH**, model C128 (*Oak is shown*). The frame is of class 30 gray iron cast and is finished with factory applied enamel. The assembled size is 34" high x 26" deep. The feet are pre-drilled for surface mounting and each of the nine 1" x 3" nominal

slats are available in the woods and finishes as indicated in our current price list. The Renaissance bench is available in 4', 5', 6' and 8' lengths (the 8' model uses three castings). The hardware is zinc-plated and features a rolled center strap and seat braces.

SPECIFICATIONS SUBJECT TO CHANGE WITHOUT PRIOR NOTICE.

Cambridge Designs, Inc.

128

# PEDESTRIAN PROOF TREE GRATES

## IRONSMITH

Areas subject to high foot traffic require the added safety of tree grates with smaller openings of 1/4" or 3/8", commonly referred to by architects as "pedestrian proof". Ladies heels are the primary concern.

The Americans with Disabilities Act of 1990 allows slots up to 1/2" in the Accessibility Guidelines promulgated by the Architectural and Transportation Barriers Compliance Board. The concern is with wheelchair wheels, and the tips of crutches or canes in the hands of the disabled. Narrow slots also help to prevent litter from accumulating in the tree well and minimize weed growth.

Ironsmith offers the architect or designer a greater selection of tree grates with narrow openings than any company in the world.

**ROOM TO GROW.** Many of our designs allow the tree opening to be enlarged in increments to accommodate the growth, protecting the tree

from injury. Grates with this expandable feature are noted with their description. Exceptionally large openings are available on some or can be custom ordered to accommodate large trees such as palms.

**BRIGHT ALTERNATIVE.** Night illumination adds an exciting dimension to the natural beauty of trees, so many grate designs are available with lightwells as an option. Removable covers allow for the installation of subgrade lighting units (as indicated in the specification table for each tree grate). The covers are offered in clear Lexan (polycarbonate) or as a small grate and are always bolted to the main grate to prevent loss.

**CUSTOM DESIGN.** At Ironsmith we take a particular pride in our ability to respond to unique customer requirements. Our designer, resident pattern maker, and operations manager work together to ensure that your special project will be not only attractive and functional, but also producible in the most efficient manner.

Ironsmith offers a choice of factory finishes. (See back cover of catalog.)

### STARBURST Series 1:

#### 1/4" Slots

Standard tree opening is 16" on sizes up to 60"...or special order or later expand to 18" or 28", with larger openings available on request. Half section 72" grates are available with 16", 26" or 36" openings. (72" 1/4 section openings are 16", 18" or 28") Rectangular version shown below.

### New Custom Sizes:

Part numbers on this page (both Starburst and Olympian) which include an "S" (M7206-2S) are available in two sizes. When ordered with "S" in the part number, size includes grate and frame. Without the "S", (M7206-2) size applies to grate only.

### STARBURST Series 2:

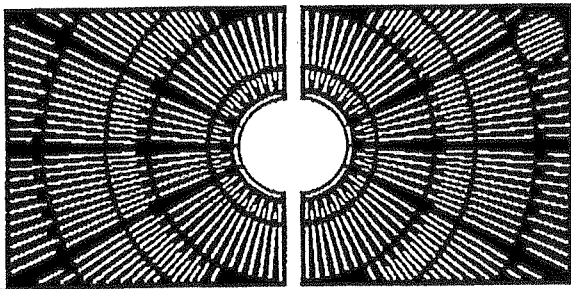
#### 3/8" Slots

All the versatility and size options of Series 1. Appropriate where budget is a factor. Both series 1 and series 2 grates meet A.D.A. requirements. Quarter sections require a supportive frame (provided by Ironsmith) and bolted lightwell covers are optional on both series.

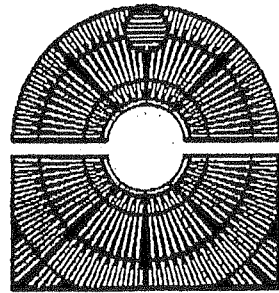
### OLYMPIAN: 1/4" Slots

Widely used for its economy and beauty and particularly recommended for sidewalk installations. The standard tree opening is 16" and may be special ordered or later expanded to 20" or 24". Larger openings on request. All 60" and 72" sizes are available with 16", 26" or 36" tree openings at no extra cost.

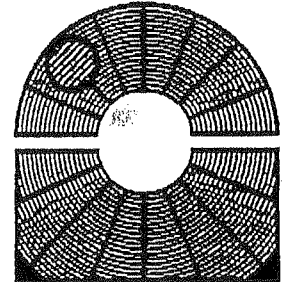
72" 16", 26", 36", 40"



© 1984 IRONSMITH, INC.



© 1984 IRONSMITH, INC.



Part # Shape Size Lt.wells 1/4 Sect.

M3614	■	36"	No	No
M3615	◆	36"	No	No
M3617	◆	36"	Yes	No
M3618	■	36"	Yes	No
M4814	■	48"	No	No
M4816	■	48"	Yes	No
M4817	◆	48"	No	No
M4819	◆	48"	Yes	No
M6017	◆	60"	No	No
M6018	■	60"	No	No
M6019	◆	60"	Yes	No
M6020	■	60"	Yes	No
M7205	◆	72"	No	No
M7206	■	72"	No	No
M7207	◆	72"	Yes	No
M7208	■	72"	Yes	No

Part # Shape Size Lt.wells 1/4 Sect.

M7205-2S	◆	72"	No	Yes
M7206-2S	■	72"	No	Yes
M7207-2S	◆	72"	Yes	Yes
M7208-2S	■	72"	Yes	Yes
M8401	◆	84"	No	•
M8403	◆	84"	Yes	•
M9601	◆	96"	No	•
M9603	◆	96"	Yes	•
M9605	■	96"	No	Yes
M9608	■	96"	Yes	Yes
M10801	◆	108"	No	•
M10803	◆	108"	Yes	•
M12001	◆	120"	No	•
M12003	◆	120"	Yes	•

Part # Shape Size Lt.wells 1/4 Sect.

#### Rectangular Starburst Tree Grates

M6054	■	36"X60"	No	No
M6056	■	36"X60"	Yes	No
M7226	■	36"X72"	No	No
M7228	■	36"X72"	Yes	No
M7222	■	48"X72"	No	No
M7224	■	48"X72"	Yes	No
M9602	■	48"X96"	No	No
M9604	■	48"X96"	Yes	No
M14402	■	48"X144"	No	Yes
M14404	■	48"X144"	Yes	Yes

Note: To specify Series 2 grates, add -2 to part number. Example: (M3614-2).

Part # Shape Size Lt.wells 1/4 Sect.

M3602	■	36"	No	No
M3603	◆	36"	No	No
M4202	■	42"	No	No
M4203	◆	42"	No	No
M4803	◆	48"	No	No
M4804S	◆	48"	No	No
M4809S	■	48"	Yes	No
M4809	◆	48"	Yes	No
M5204	■	52"	No	No
M6006S†	■	60"	No	No
M6007	◆	60"	No	No
M6015	◆	60"	Yes	No
M6016S†	■	60"	Yes	No
M7201S†	◆	72"	No	No
M7202S†	■	72"	No	No
M7203S†	◆	72"	Yes	No
M7204S†	■	72"	Yes	No
M3513-o	◆	30"	No	No
M4821-o	◆	48"	No	No
M6029-o	◆	60"	No	No

† indicates 36" tree opening at no additional cost.  
-o indicates octagon shaped grate

\*Supplied in 12 30° sections, support frame required.



# Ironsmith's decorative, rugged, treeguards complete the picture.


Ironsmith treeguards are jig welded from hot rolled steel (ASTM-A36) and available in the styles shown below.

They can be attached to the tree grate by first drilling and then bolting, according to instructions provided with the grates. Or they can be mounted to a crossbar which may be ordered as an option with the frames. They're fabricated in halves and bolt together for easy labor saving field assembly,

with all installation hardware provided by Ironsmith.

Standard treeguard height is five feet and standard tree opening is 16", however any height and opening may be requested at additional cost.


They can be supplied: (1) Prime coated; (2) With electrostatically applied enamel in a variety of colors; or (3) With baked-on powder coating (for maximum durability) in a full range of colors.



**IRONSMITH**

<p><b>Model M1</b> Made with 2 horizontal pieces 1/4" x 2" flatbar and 8 vertical pieces 1/4" x 1" flatbar. A good showing and strong construction makes it the ideal treeguard where budget is a major consideration.</p>	<p><b>Model M3</b> Made with 3 horizontal pieces 1/4" x 1-1/2" flatbar and 12 vertical pieces of 1/4" x 1" flatbar. Our most popular treeguard provides maximum coverage around tree providing protection from even small objects and intruders.</p>	<p><b>Model M4</b> Made from 2 horizontal pieces of 1/4" x 2" flatbar and 8 vertical pieces of 1/4" x 1-1/2" flatbar. A most popular treeguard among designers where simplicity is desired.</p>	<p><b>Model M5</b> Made with 3 horizontal pieces of 1/4" x 2-1/2" flatbar and 8 vertical pieces of 1/4" x 1-1/2" flatbar. Ideal where maximum lateral support and protection is required.</p>	<p><b>Model M6</b> Made with 2 horizontal pieces of 1/4" x 2" flatbar and 8 vertical pieces of 1/4" x 1-1/2" flatbar. A smoother top. (horizontal ring is flush with verticals), for greater safety to pedestrians, thus popular for use in schools and playgrounds.</p>	<p><b>Model M8</b> Made with 3/8" x 3/4" solid flatbar. The flare top, diamond shaped inserts and cast aluminum rings add a traditional, decorative look to this unique design. Solid construction and cage offer better than average tree protection.</p>	<p><b>Model M10</b> Made with 2 horizontal pieces 1/4" x 2" flatbar and 6 vertical pieces 1/4" x 1" flatbar. Ideal where safety is required and a maximum view of the tree is desired.</p>

ATTACHED TO TREE GRATE

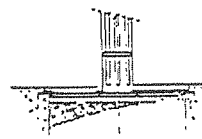


Surface Attached

## Treeguard Attachment Methods

Ironsmith's engineering staff will assist with custom methods designed for your application. Pitter proof bolting and grate attachment available upon request.

SUPPORTED INDEPENDENTLY OF TREE GRATE



Support Attached

Contact your local sales representative or call toll free for spec sheets and drawings.

### IRONSMITH

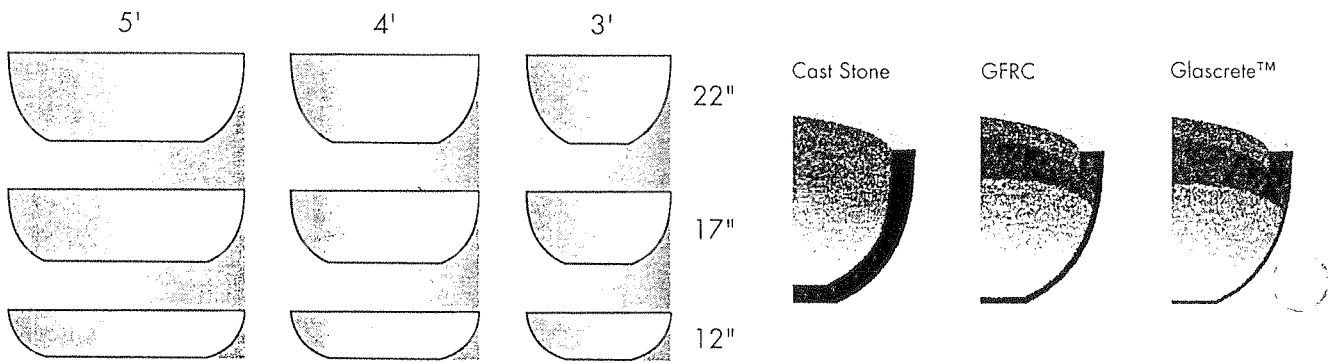

41651 Corporate Way, Suite 3  
Palm Desert, CA 92260  
800/338-4766  
Tel: 619-776-5077  
Fnx: 619-776-5080

Printed in U.S.A.  
©1996,  
R.J. Smith Sales Inc.

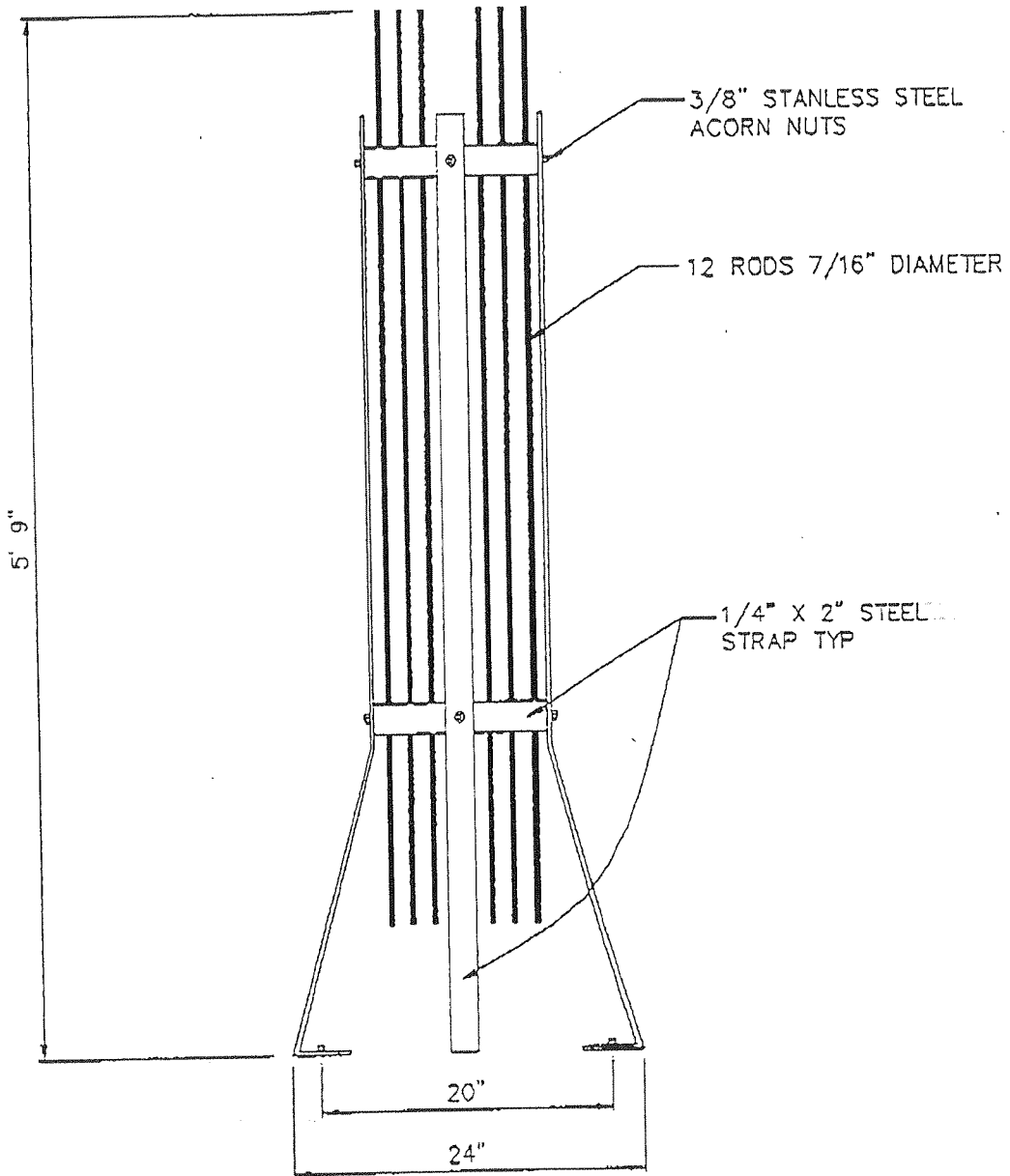
# SPANISH

DESIGN SB  
round bowls

DESIGN SSB  
square bowls




Larger and smaller diameter bowls are available upon request.



<b>URBAN ACCESSORIES</b>		
20004 144TH AVE. NE WOODINVILLE, WA 98072 (206) 487-0488		
TREE GUARD SW/B		
PROJECT:		
JOB#	SHEET: 1-1	DATE: 5/20/93
DRAWN BY: G.ROSE	CK BY	SCALE NONE
MATERIAL STEEL		DR.#

**Single Arm  
Metro Drinking  
Fountain©**  
Handicap approved




14 CANTERBURY INTERNATIONAL

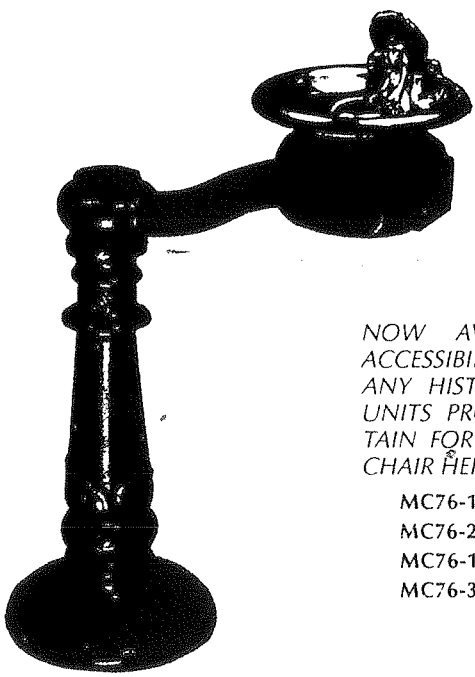
# THE CLASSIC SERIES



**1776 Old Style**  
 The fountain for theme and historical-style areas. The anti-freezing 1776 is of Murdock's original design with polished brass bowl and mouth guard.



**LILY WHITE**  
 A newer member of the Classic Series, this unit is a Murdock original design of the Art Deco inspired 1920's. With polished brass bowl and bubbler, it is a unique addition to any setting. **Antifreezing**



*NOW AVAILABLE FOR WHEELCHAIR ACCESSIBILITY, THESE UNITS COMPLIMENT ANY HISTORICAL AREA COMBINATION UNITS PROVIDE ONE DRINKING FOUNTAIN FOR BOTH PEDESTAL AND WHEELCHAIR HEIGHT NECESSITIES.*

- MC76-1 One Arm
- MC76-2 One Arm w/Centerbowl
- MC76-1-1 2 Arms; 2 Bowls
- MC76-3 2 Arms; 2 Bowls and Centerbowl





TM


&

135


TM

02842/COL  
BuyLine 6299


**Super CycLoops 2175-8-P-C**




**Original CycLoops 2170-11-P-C**




**Original CycLoops 2170-13-P-C**




**Wall CycLoops 2174-C**




**Bollard CycLoops 2171-C**



**CycLocker 2176-2-S**



**CycLocker 2176-2-C2**



# Loop Bike Rack 83

- Easily adapts to any area
- Choice of finishes

## Materials

Material: 2-3/8" O.D. x 11 gauge wall galvanized steel tube.


Finish: See inside front cover for choice of polyester powder finish.  
(Bronze shown.)

### 83-00G Galvanized Loop (30 lbs.)

S-1	Embedment	\$47
S-2	Surface Plate	\$117
S-4	Sub-Floor	\$95


### 83-00 Powder Coated Loop (30 lbs.)

S-1	Embedment	\$53
S-2	Surface Plate (shown)	\$123
S-4	Sub-Floor	\$101



**ALUMINUM BOLLARD**  
**8" ROUND ■ CAST CUTOFF LOUVER**

**ALR 8**



**ORDERING INFORMATION**

CATALOG NUMBERS	SPECIFY VOLTAGE		DESCRIPTION
	120 OR 277		
ALR 8 - 50MH			50 w MH
ALR 8 - 70MH			70 w MH
ALR 8 - 100MH			100 w MH
ALR 8 - 50HPS			50 w HPS
ALR 8 - 70HPS			70 w HPS
ALR 8 - 100HPS			100 w HPS

**EXAMPLES**

ALR 8 - 70 MH	120	WHT	•	
ALR 8 - 50 HPS	277	BLK	FS1(FUSE)	
CAT. NO.	LAMP	VOLTAGE	COLOR	OPTION

*WARNING: Fixture must be grounded in accordance with local codes or the National Electric Code. Failure to do so may result in serious personal injury.*

**SPECIFICATIONS**

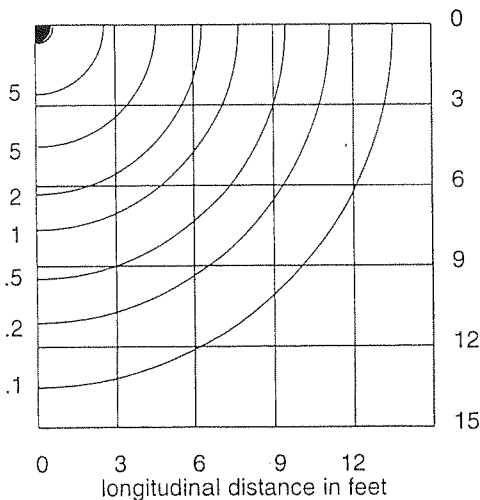
- **HOUSING 42" HIGH**  
 The housing shall be extruded 6063 T-6 aluminum. The top cap shall be cast #356 aluminum, sealed with a silicone gasket. The louver assembly shall be #356 cast aluminum with four integral tie rods. The inner lens shall be one piece formed acrylic, sealed to the housing. An upper aluminum reflector shall have a specular Alzak® finish.
- **ELECTRICAL**  
 All electrical components and materials shall be U.L. recognized. Ballasts are high power factor rated for -20° starting. Medium base porcelain sockets are 4KV rated. The electrical assembly shall be prewired on an aluminum strap mounted to the base casting.
- **MOUNTING**  
 The internal mounting base shall be cast #356 aluminum with a minimum wall thickness of .250 inches. The shaft shall be secured to the base with four stainless steel bolts. Bolt circle shall be 5.50 inches. The four mounting bolts shall be hot dipped galvanized steel, 1/2" x 10" x 2".
- **FINISH**  
 Fixture finish shall consist of cleaning, degreasing and rinsing, followed by a protective chromate primer, deionized water rinse, oven dry off and top coated with a TGIC free, thermoset polyester powder coat finish, with a minimum thickness of 2.5 mils.
- **RELAMPING**  
 The lamp is accessed by loosening three set screws and removing the top cap.
- **CERTIFICATION**  
 Fixtures shall be listed with U.L. Laboratories for wet location use.
- **WARRANTY**  
 Fixture shall be warranted to be free of defects for two years. Ballast components shall carry the ballast manufacturer's limited warranty.

**PHOTOMETRICS**

Lamp type	Lumens	Conversion factors
50 w HPS, clear	4000	.69
70 w HPS, clear	5800	1.00
100 w HPS, clear	9500	1.64
50 w MH, clear	3300	.57
70 w MH, clear	5200	.90
100 w MH, clear	8500	1.47

**ALR 8 - 70 HPS**

Horizontal footcandles  
 70 w HPS 5800 lumens 42" mounting height







8-2C1



3C1



5C2



CB

CB/A



WITH  
LIGHT

2PH



WITH  
LIGHT

206.487.0488



BOLLARDS



DG3



DG4

# BOLLARDS



DG1

WITH  
LIGHT

DG2




WITH  
LIGHT



DG5

# BOLLARDS



PB-25 Parking Bollard, LB-25 Light Bollard

## Handicapped Parking Designation Package

**Bollard Insignia**  
An available option for any parking bollard with color and finish coordinated with paver.

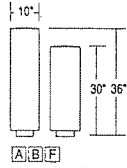


**HPP-1 Parking Paver**  
(36" x 38" x 6")  
Designed to be set in concrete or asphalt pavement.

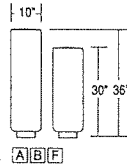


## Parking Bollards

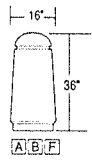
PB-A square  
PB-B round



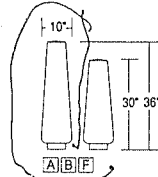
PB-C square  
PB-D round



PB-E round




PB-F round



PB-H1 round



PB-H2 round




PB-H3 round



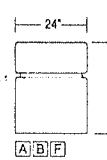
PB-H4 round



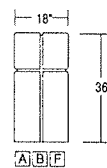
PB-25 round



PB-35 round



PB-38 round




PB-50 round



## Light Bollards

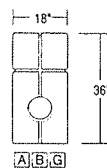
LB-25 round



LB-35 round



LB-38 round

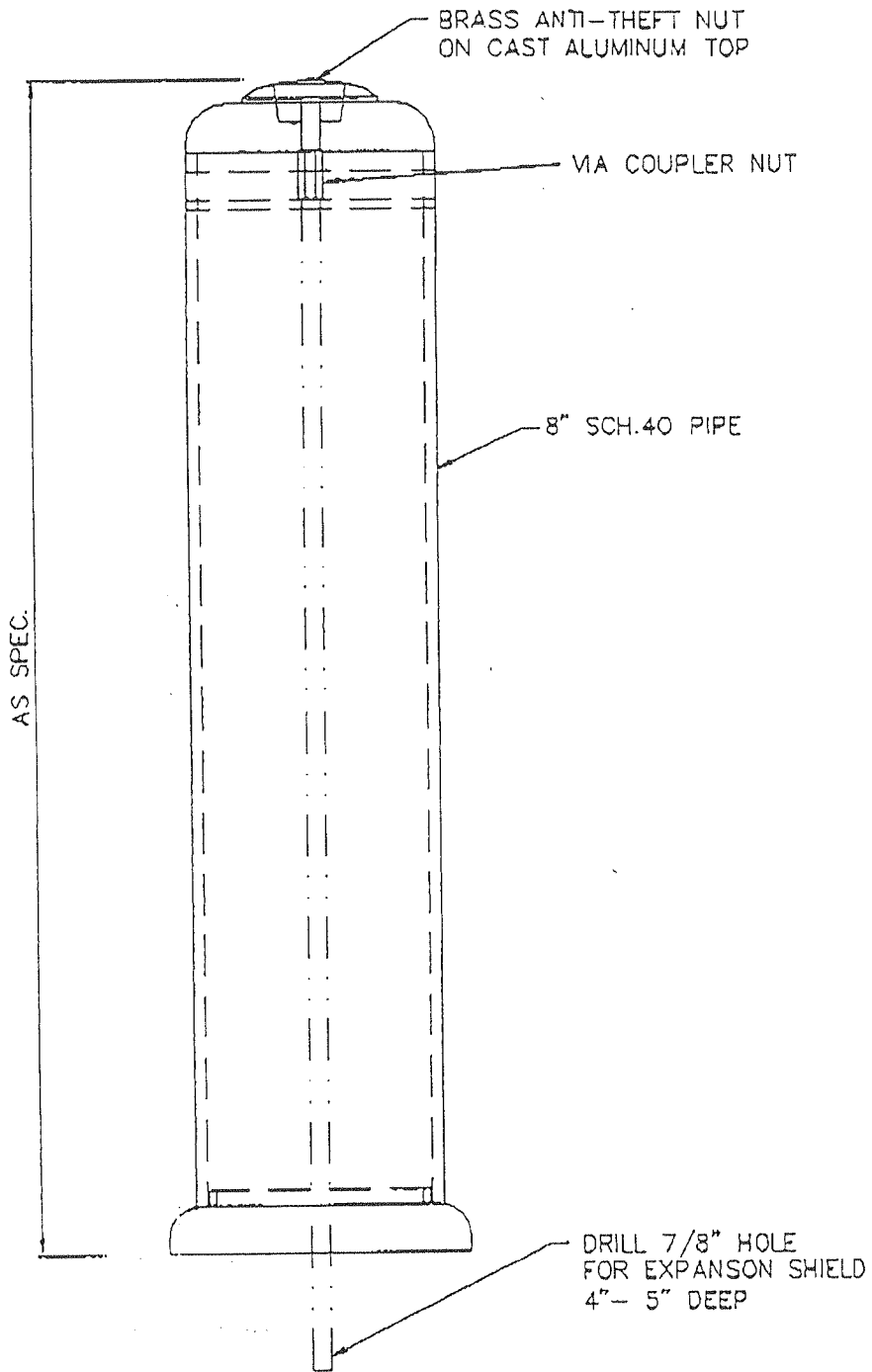


LB-50 round



**ELECTRICAL FIXTURES AND CONDUIT NOT INCLUDED** on Light Bollards. Specifier to select light fixtures of choice. Light opening inset will be modified to accommodate specified light fixture.

Inserts for eyebolts on all bollards are available when specified. Eyebolts and chain are excluded.




<b>URBAN ACCESSORIES</b>		
20004 144TH AVE. NE WOODINVILLE , WA 98072 (206) 487- 0488		
8-2C1		
PROJECT:		
JOB#	SHEET: 1-1	DATE: 5/6/93
DRAWN BY: G.ROSE	CK BY	SCALE NONE
MATERIAL		DR.#

Woven and horizontal strap seat styles may be specified for backed or flat benches.


Backed benches are offered in 24", 48", 72" or 96" lengths. Flat benches may be specified in 48", 72" or 96" lengths.

Whether used with Scarborough benches or specified to stand alone, Scarborough litter receptacles are handsome, durable and functional. Receptacle lid lifts up and swings to the side for easy removal of litter. Choose from vertical strap or square bar side panel. Side or top opening receptacles may be specified; an optional keyed lock may be added for security. An optional ash pan may be specified for the side opening receptacle. Liners coordinate with standard powdercoat color offering and have 30 gallon capacity.


- ◀ Left: SC3005-BS-24, woven seat, Grotto powdercoat.
- ▶ Litter Receptacles: SC5002-24-40, SC5002-24-33. Square bar side panel, Grotto powdercoat.



▲ Litter Receptacle - ash pan option.



▲ Litter Receptacle - strap panel.



▲ Litter Receptacle - square bar panel.



Victor Stanley, Inc.

P.O. DRAWER 330 - DUNKIRK, MD 20754 USA  
TEL (301) 855-8300 - FAX (410) 257-7579

PG 1 DF 1

PRODUCT SPECIFICATIONS

EADD Department

VIEWS-5

DRAWN B.K.S.

REV. 4/15/96

**S-42** IRONSITES™  
(36 Gallon capacity)

\* All-Steel Belbesda Series Litter  
receptacle with Standard Spun steel Lid \*

Spun steel concave lid

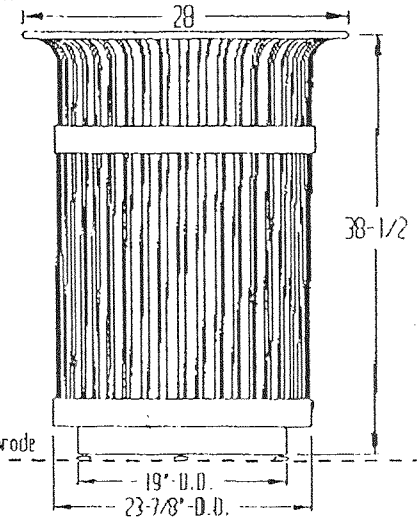
Vinyl coated  
aircraft  
steel cable

Steel cable end is  
looped around attachment  
bracket and crimped in place

Steel cable  
attachment brackets

Includes 36 gal. high  
density plastic liner  
(not shown in view)

SIDE VIEW



UNDER-VIEW

Fully welded  
joints throughout

5/8" O.D.  
steel rod

42 each,  
3/8" x 1"  
solid  
steel  
bar

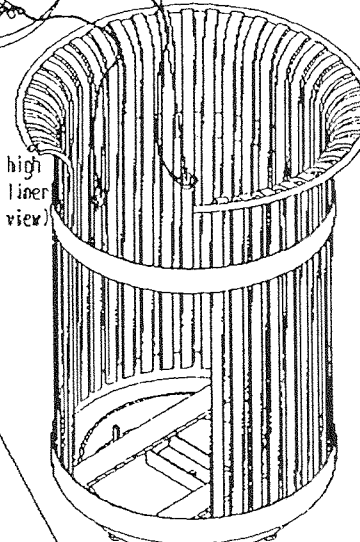
2 each, 3/8" x 3"  
solid steel bar  
base supports

3/4" I.D. -  
center anchor  
bolt hole

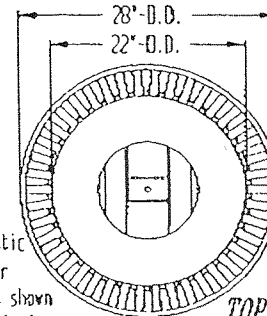
(Anchor bolt  
provided  
by others)

4 each, steel adjusting feet  
(3/8" diameter threaded shaft)  
with rubber feet

All finished components are  
cleaned, shot-blasted, etched,  
phosphatized and electrostatically  
powder-coated with TGIC polyester  
powder coatings.



CUT-SECTION

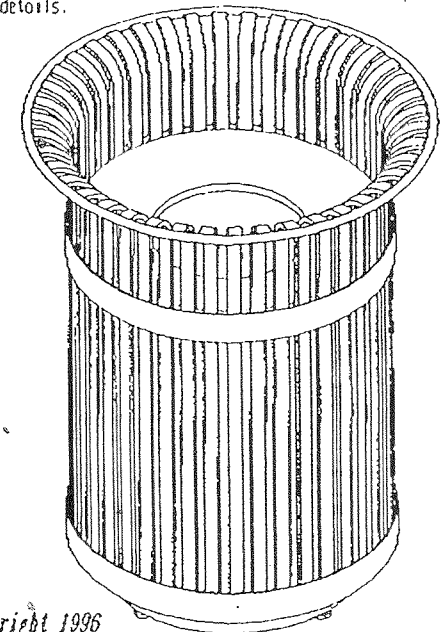


Plastic  
liner  
(not shown  
in view)

TOP-VIEW

All specifications are  
subject to change.  
Please contact factory  
for details.

ISOMETRIC

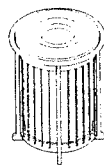


Copyright 1996  
Victor Stanley, Inc.  
All Rights Reserved.

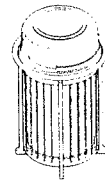
U.S. Patent # 304,253

**RECEPTACLES** For litter receptacles select model number, vertical strap or square bar, powdercoat color. Receptacle liners coordinate with standard powdercoat colors. If optional powdercoat color is specified, select a standard liner color. Optional keyed lock is \$100 upcharge. Optional ash pan on side-opening receptacle is \$100 upcharge.

Model Number	Size (W x H)	Price (Ship.wt.)
SC5002-24-33	25" x 33" Opens top	\$ 1080 (100)
SC5002-24-40	25" x 40" Opens side	1300 (105)



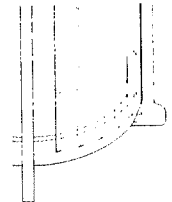
SC5002-24-33  
Top Opening



SC5002-24-40  
Side Opening



Vertical Strap Detail



Square Bar Detail

# PRODUCT LIST

## **STREET LIGHTS**

LAGUNA style; Architectural Area Lighting; (714) 994.2700

## **BENCHES - (3 alternatives)**

1. CLASSIC SERIES ( C-30 or C-40); Victor Stanley, Inc.; (800) 368.2573

2. BAY style; Urban Accessories, Inc.; (206) 487.0488

3. RENAISSANCE- model #C128; Cambridge Designs, Inc.; (800) 477.7320

## **TREE GRATES**

STARBURST SERIES 1 or 2- (Request ADA compatible); Ironsmith Company; (800) 338.4766

## **TREE GUARDS- (2 alternatives)**

1. Model #M3 or M10; Ironsmith Company; (800) 338.4766

2. Model #SW/B; Urban Accessories; (206) 487.0488

## **PLANTERS**

SPANISH style- (all sizes); Dura Art Stone; (800) 821.1120

## **DRINKING FOUNTAINS- (2 alternatives)**

1. SINGLE ARM METRO FOUNTAIN- (ADA approved); Canterbury International; (800) 935.7111

2. CLASSIC Series- model# MC76-1 or 2; Murdock Inc.; (513) 471.7700

## **BIKE RACKS- (2 alternatives)**

1. LOOP BIKE RACK 83; Du Mor, inc.; (800) 598.4018

2. ORIGINAL CYCLOOPS- model # 2170; Columbia Cascade Co.; (800) 368.1366

## **BOLLARDS**

A. Lighted- (2 alternatives)

1. 8" ROUND- CAST CUTOFF LOUVER; Architectural Area Lighting; (714) 994.2700

2. Model #DG2(cast aluminum); Urban Accessories; (206) 487.0488

B. Standard- (2 alternatives)

1. Model #8- 2C1 (cast aluminum); Urban Accessories; (206) 487.0488

2. Model #PB series (round); Dura Art Stone; (800) 821.1120

## **TRASH RECEPTACLES- (2 alternatives)**

1. SCARBOROUGH Collection- model #SC5002-24-33 w/ Square Bar Detail; Landscape Forms, Inc.; (880) 521.2546

2. IRONSITES - model# S-35 or S-42; Victor Stanley, Inc.; (800) 368.2573