



City of Ontario
 Planning Department
 303 East "B" Street
 Ontario, CA 91764
 Phone: (909) 395-2036
 Fax: (909) 395-2420

Sign Program Application

APPLICANT/OWNER INFORMATION (print or type)

Property Owner: Carpenters Union Training Center
 Address: 3250 E. Shelby St.
 Telephone No.: _____ Fax No.: _____

Applicant: Weidner Architectural Signage
 Address: 5001 24th St. Sacramento, CA 95822
 Telephone No.: 916-452-9000 Fax No.: 916-452-3331

Applicant's Representative: Mark Lloyd
 Address: 5001 24th St. Sacramento, CA 95822
 Telephone No.: 916-454-7408 Fax No.: 916-452-3331

(For staff use only)
 File No.: PSGP 06-009
 Related Files: PVAR 06-002
 Submittal Date: 9-7-06
 Rec'd By: John H.
 Fees Paid: \$ - Paid under Variation
 Receipt No.: _____
 Action: Approved Denied
 By: John H.
 Date: 9-7-06

SITE INFORMATION

Site Address (include N, S, E or W): 3250 E. Shelby St.
 Assessor's Parcel No.: 0210-193-20
 Development Name: Carpenters Union
 Zone: Wagner Specific Plan (Urban Commercial) Euclid Avenue Overlay District?: Yes No

NOTES

S W R C C

Ontario Training Center

Signage and Graphics Program
Exterior Signs - 2005.025
Interior Signs - 2005.038

**PLANNING DEPT
APPROVED**

Permit No.	97
By:	Johann J.H.
Date:	9-7-06

BID SET SUBMITTAL
05.31.06

ISSUED FOR CONSTRUCTION
▲ 07.05.06

SKA
D E S I G N

Sanchez/Kamps Associates

900 Palm Avenue
South Pasadena, CA 91030-3029

T 626.403.5870
F 626.403.5871

PROJECT LETTER STYLES

FUTURA BOLD CONDENSED

A B C D E F G H I J K L M N O P Q R S T U V W X Y Z

abcdefghijklmnopqrstuvwxyz

1 2 3 4 5 6 7 8 9 0

FUTURA MEDIUM CONDENSED

A B C D E F G H I J K L M N O P Q R S T U V W X Y Z

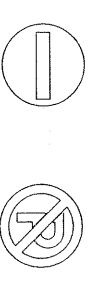
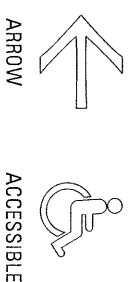
abcdefghijklmnopqrstuvwxyz

1 2 3 4 5 6 7 8 9 0

SHEET INDEX

GN-1 - GENERAL INFORMATION	D-20 - SIGN TYPE 20 - DIRECTIONAL SIGN
M-01 - SIGN TYPE MENU (EXTERIOR SIGNS)	D-21 - SIGN TYPE 21 - BUILDING DIRECTORY
M-02 - SIGN TYPE MENY (INTERIOR SIGNS)	D-22 - SIGN TYPE 22 - INTERIOR IDENTIFICATION
LP-1 - SIGN LOCATION PLAN - SITE	D-30 - SIGN TYPE 30 - ROOM IDENTIFICATION ADA
LP-2 - SIGN LOCATION PLAN - BUILDING EXTERIOR	D-31 - SIGN TYPE 31 - OPERATION ROOM IDENTIFICATION
LP-3 - SIGN LOCATION PLAN - FIRST FLOOR-EAST	D-32 - SIGN TYPE 32 - ROOM IDENTIFICATION
LP-4 - SIGN LOCATION PLAN - FIRST FLOOR-WEST	D-33 - SIGN TYPE 33 - CONFERENCE ROOM IDENTIFICATION (WITH IN-USE MESSAGE)
LP-5 - SIGN LOCATION PLAN - SECOND FLOOR-EAST	D-34 - SIGN TYPE 34 - CLASSROOM IDENTIFICATION (WITH PAGE HOLDER)
D-2 - SIGN TYPE 2 - PRIMARY SITE IDENTIFICATION	D-40 - SIGN TYPE 40 - STAIRWAY IDENTIFICATION
D-4 - SIGN TYPE 4 - VEHICULAR DIRECTIONAL SIGN	D-41 - SIGN TYPE 41 - RESTROOM IDENTIFICATION ADA
D-5 - SIGN TYPE 5 - INFORMATION AT ENTRANCE	D-42 - SIGN TYPE 42 - EVACUATION PLAN
D-10 - SIGN TYPE 10 - EXTERIOR BUILDING IDENTIFICATION	D-43 - SIGN TYPE 43 - EXIT INFORMATION
D-11 - SIGN TYPE 11 - BUILDING ADDRESS ATTACHED TO CANOPY	D-44 - SIGN TYPE 44 - RESTROOM IDENTIFICATION TITLE 24
D-12 - SIGN TYPE 12 - BUILDING LOGO	D-45 - SIGN TYPE 45 - RESTROOM IDENTIFICATION TITLE 24 (WITHOUT ACCENT)
D-13 - SIGN TYPE 13 - BUILDING ADDRESS ATTACHED TO WALL	
D-14 - SIGN TYPE 14 - ADDRESS ON ROOF	
D-15 - SIGN TYPE 15 - EXTERIOR ROOM IDENTIFICATION	

PROJECT SYMBOLS



UBC LOGO
PROVIDED BY UBC



LOGO PROVIDED
BY UBC

PROJECT COLORS AND MATERIALS

1. BLACK : PMS BLACK 7 C
2. WHITE : 3M SCOTCHCAL WHITE 160-30
3. DARK GREY : PMS 405 C
4. ISA BLUE : PMS PROCESS BLUE C
5. RED : PMS 185 C
6. GREEN : PMS 348 C
7. OFF-WHITE : DUNN EDWARDS 341
SWISS COFFEE
8. DARK RED : PMS 1807 C
9. SIGN TYPE 2: ACCENT COLOR 1
10. SIGN TYPE 2: ACCENT COLOR 2

GENERAL NOTES

1. ALL TYPESETTING SHALL BE PROVIDED BY SIGN CONTRACTOR. LETTER SPACING SHALL BE "NORMAL" SPACING FOR ALL SIGNS EXCEPT AS SPECIFIED OTHERWISE. SIGN CONTRACTOR SHALL PROVIDE SKA WITH TYPICAL SPACING PATTERNS FOR APPROVAL PRIOR TO FABRICATION.
2. SIGN CONTRACTOR SHALL COORDINATE ALL SIGNAGE INSTALLATIONS WITH ON SITE BUILDING MANAGER.
3. SIGN CONTRACTOR SHALL PROVIDE ALL ENGINEERING OF SIGN & GRAPHIC ITEMS INCLUDING, BUT NOT LIMITED TO, INTERNAL SIGN STRUCTURE, ELECTRICAL & MECHANICAL PARTS, CONCRETE FOOTING & BASES. ALL ITEMS SHALL BE ENGINEERED TO SATISFY APPLICABLE CODES & REGULATIONS. SHOP DRAWINGS SHALL CARRY THE ENGINEER'S STAMP & BE SIGNED BY A REGISTERED STRUCTURAL ENGINEER.
4. ALL ATTACHMENT DETAILS SHALL BE SHOWN ON FABRICATOR'S SHOP DRAWINGS & SHALL BE SUBMITTED TO SKA FOR APPROVAL PRIOR TO FABRICATIONS. ALL SIGNS SHALL BE INSTALLED AS PER EXISTING/ CURRENT CODE REQUIREMENTS FOR SAFE & SECURE MOUNTING.
5. DIGITAL FILES OF THESE DRAWINGS WILL BE SUBMITTED TO SIGN CONTRACTOR
6. REFER TO GRAPHICS SCHEDULE FOR ADDITIONAL NOTES.
7. ALL SIGNAGE LIGHTING WILL BE 27TV.
8. ALL SIGNS SHALL CONFORM TO C.B.C. SECTIONS: 1117B.5, 1103.2.4. TACTILE EXIT SIGNAGE SHALL BE PROVIDED PER C.B.C. SECTION 1003.2.8.6. TACTILE SIGN CHARACTERS SHALL BE RAISED 1/32", SAN SERIF UPPERCASE, 5/8"(MIN.) TO 2" (MAX.) HIGH. TACTILE COPY SHALL BE ACCOMPANIED BY CALIFORNIA CONTRACTED GRADE 2 BRAILLE. ALL PHOTOPOLYMER SHALL BE "EXTERIOR GRADE".
9. ALL ITEMS IN THIS SIGN PACKAGE ARE "DESIGN INTENT" DOCUMENTS ONLY.
10. ALL EXPOSED SIGN SURFACES, ATTACHMENTS, EDGE AND SEAMS SHALL BE FINISHED AS NOTED TO PREVENT RUST.



D E S I G N

Sanchez/Kamps Associates

900 Palm Avenue

South Pasadena

California 91030-3029

T 626.403.5870

F 626.403.5871

W skadesign.com

SWRCC Ontario

Training Center

Signage &

Graphics Program

General

Information

Revisions

Issued for Construction

1 07.05.06

Drawn by

EYL

Checked by

JS

Date

05.31.06


Project No.

2005.025

Digital File

2005.025GN-01.ai


GN-01



2 Primary Site Identification

4 Vehicular Directional Sign

5 Information at Entrance

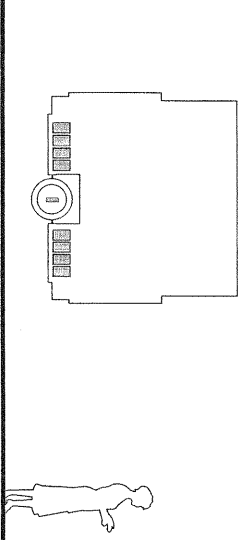


10 Exterior Building Identification

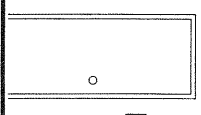
11 Building Address

12 Building Logo

13 Building Address



14 Address on the roof



15 Exterior Room Identification

**SWRCC Ontario
 Training Center**

Signage &
 Graphics
 Program

Sign Type Menu
 (Exterior Signs)

Revisions

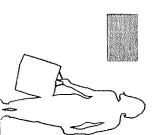
Drawn by
 EL

Checked by
 JS

Date
 05.31.06

Project No.
 2005.025

Digital File
 2005.025M-01.ai



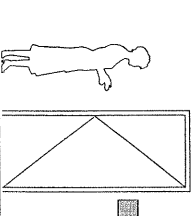
20 Directional Sign



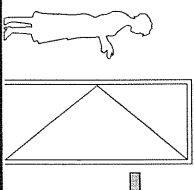
21 Building Directory



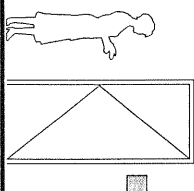
22 Interior Identification



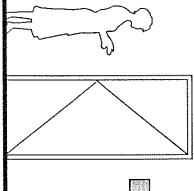
30 Room Identification ADA
with accent
8 x 8



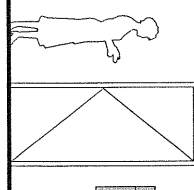
31 Room Identification
Back of House
4 x 8



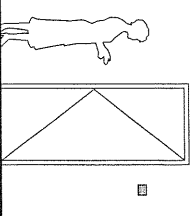
32 Room Identification ADA
without accent
8 x 8



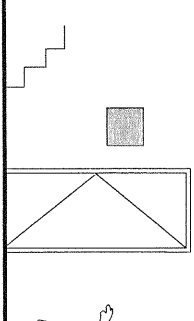
33 Conference Room Identification



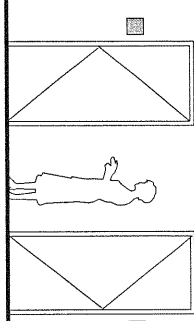
34 Classroom Identification
with page holder



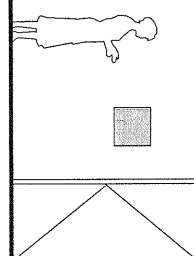
35 Room Number Identification
2 x 4



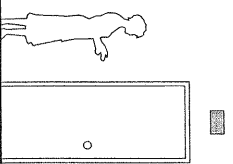
40 Stairway Identification



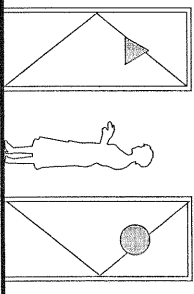
41 Restroom Identification ADA
with accent



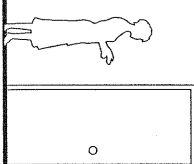
42 Evacuation Plan



43 Exit Information



44 Restroom Identification
Title 24



45 Restroom ID ADA
without accent

Revisions

Revision	Date	By

Drawn by
CJS

Checked by
JS

Date

05.31.06

Project No.

2005.038

Digital File






2005.038_M-02.ai

M-02

SWRCC Ontario
Training Center

Signage &
Graphics
Program

Sign Type Menu
(Interior Signs)





15 8 x 8

30 8 x 8

31 4 x 8

32 8 x 8

33 8 x 8



34 4 x 8
9 x 12

35 2 x 4

40 15 x 15

41 8 x 8

43 4 x 8

45 8 x 8

SWRCC Ontario
Training Center

Signage &
Graphics
Program

Interior Sign
Guide

Revisions

Drawn by
CJS

Checked by
JS

Date
05.31.06

Project No.
2005.038

Digital File
2005.038_M-02.ai

M-03

Revisions

Drawn by
CJS

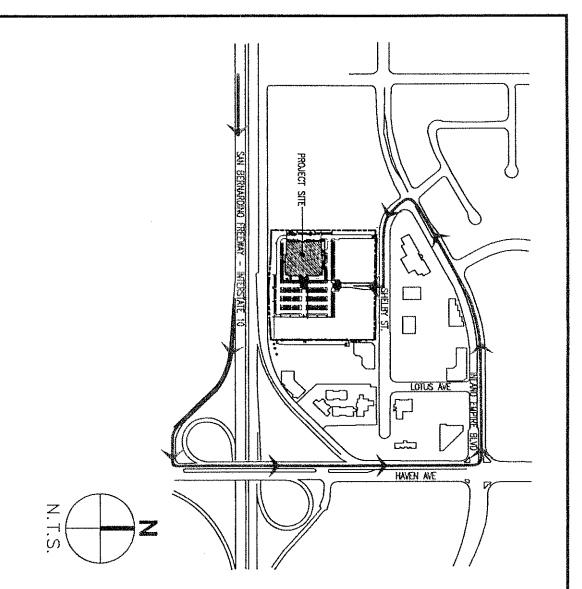
Checked by
JS

Date
05.31.06

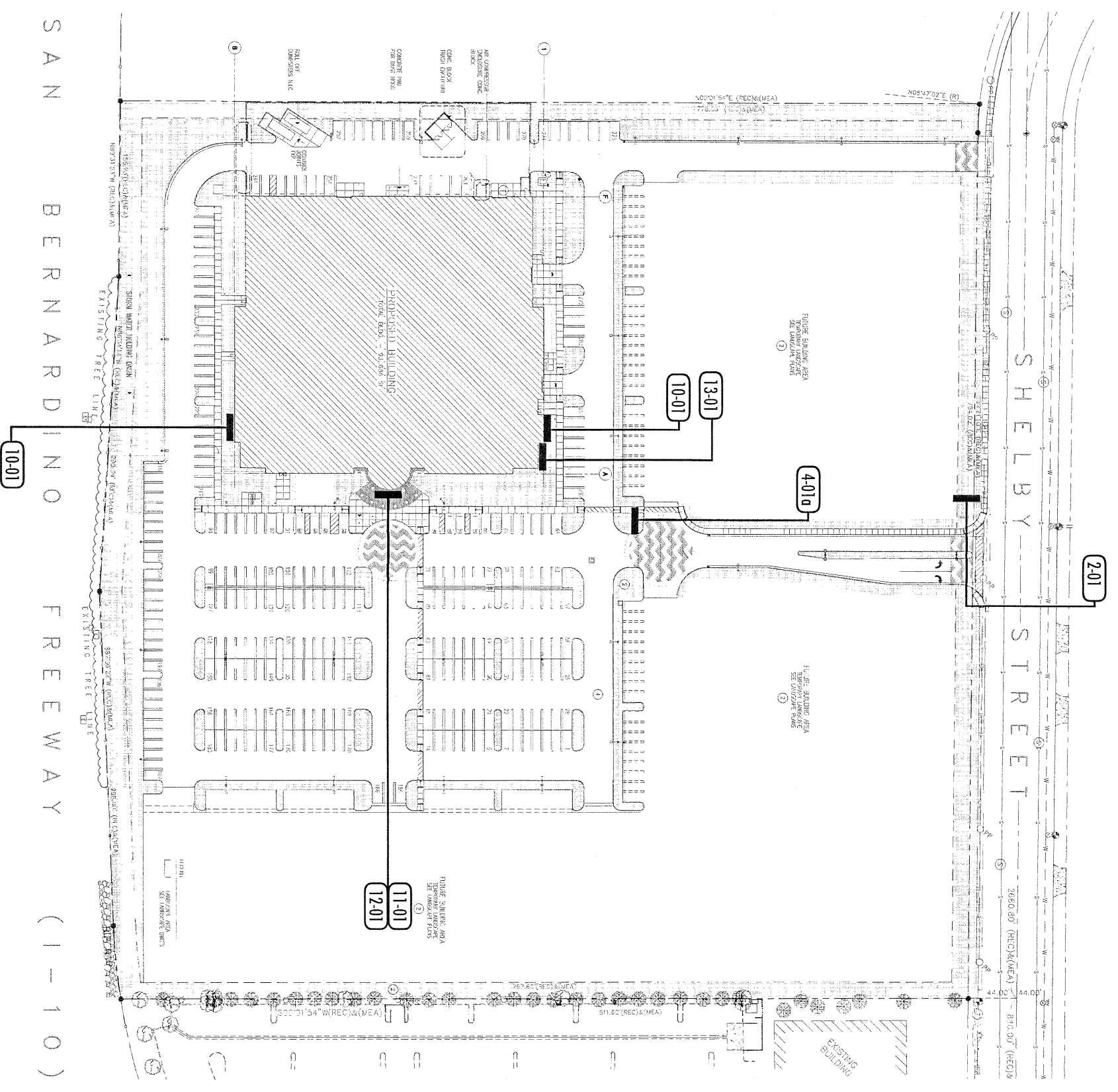
Project No.
2005.025

Digital File
2005.025LP-1.ai

LP-1



SITE ACCESSIBILITY



↑
N

**SWRCC Ontario
Training Center**

Signage &
Graphics
Program

Sign Location
Plan - Building
Exterior

Revisions

Drawn by
CJS

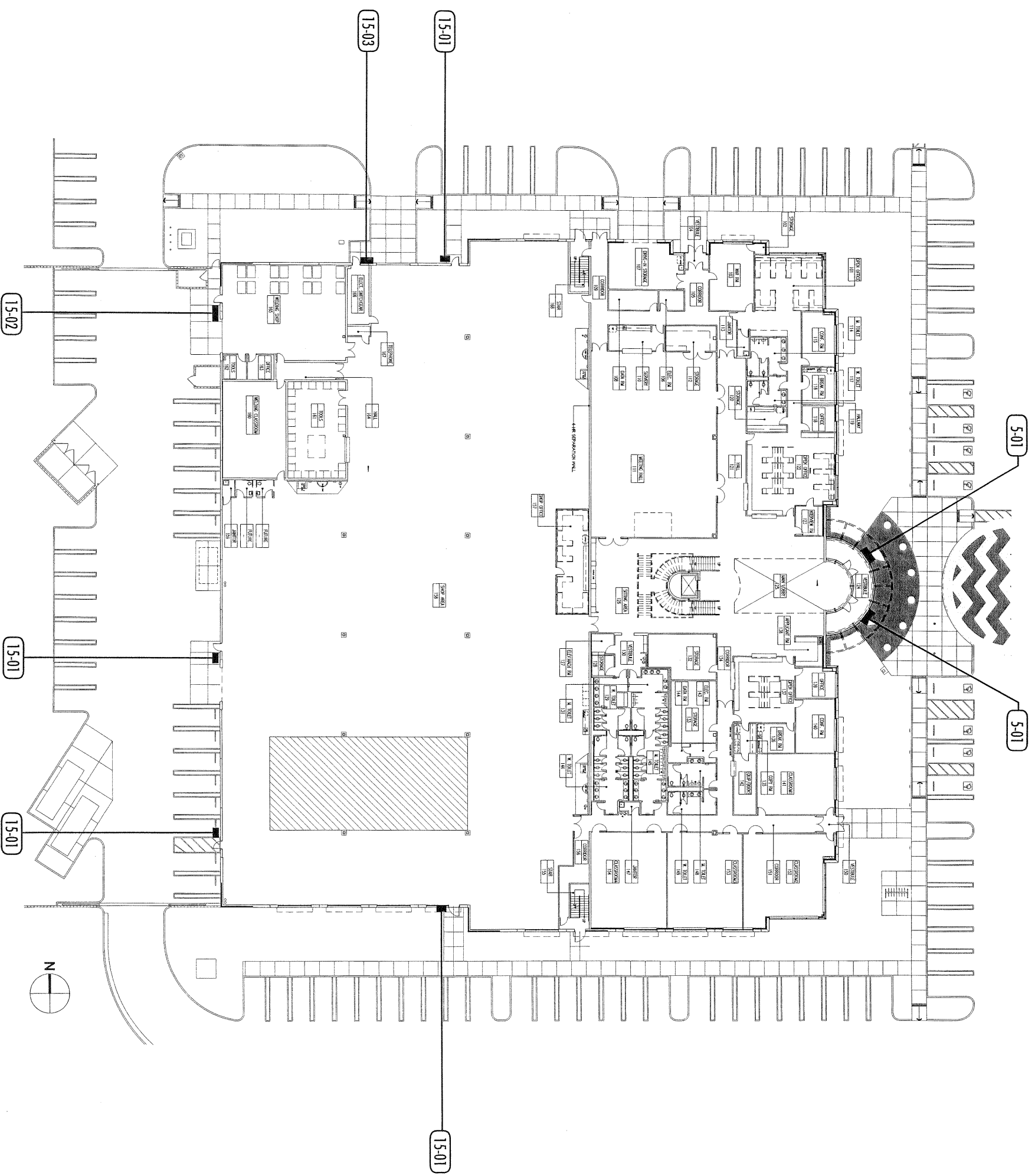
Checked by
JS

Date
05.31.06

Project No.
2005.025

Digital File
2005.025LP-2.ai

LP-2

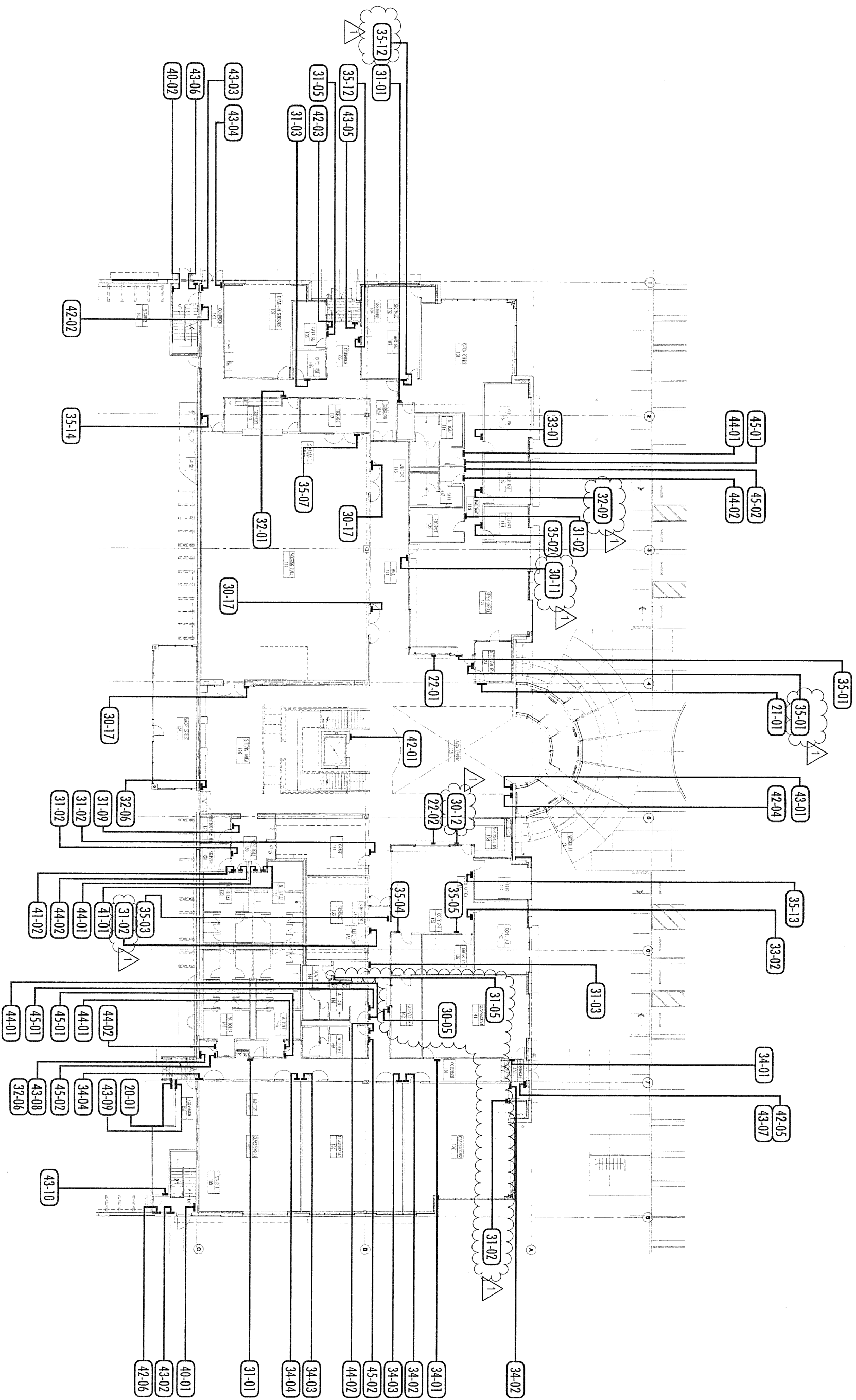


SCALE
1/8" = 1'-0"

SWRCC Ontario Training Center

Signage &
Graphics
Program

Sign
Location Plan
First Floor-East



Revisions
Issued for Construction
1 07.05.06

Drawn by
CJS
Checked by
JS

Date
05.31.06

Project No.
2005.038

Digital File
2005.038_LP-3.ai

LP-3



**SWRCC Ontario
 Training Center**

Signage &
 Graphics
 Program

Sign
 Location Plan

First Floor-West

Revisions

Drawn by
 CJS

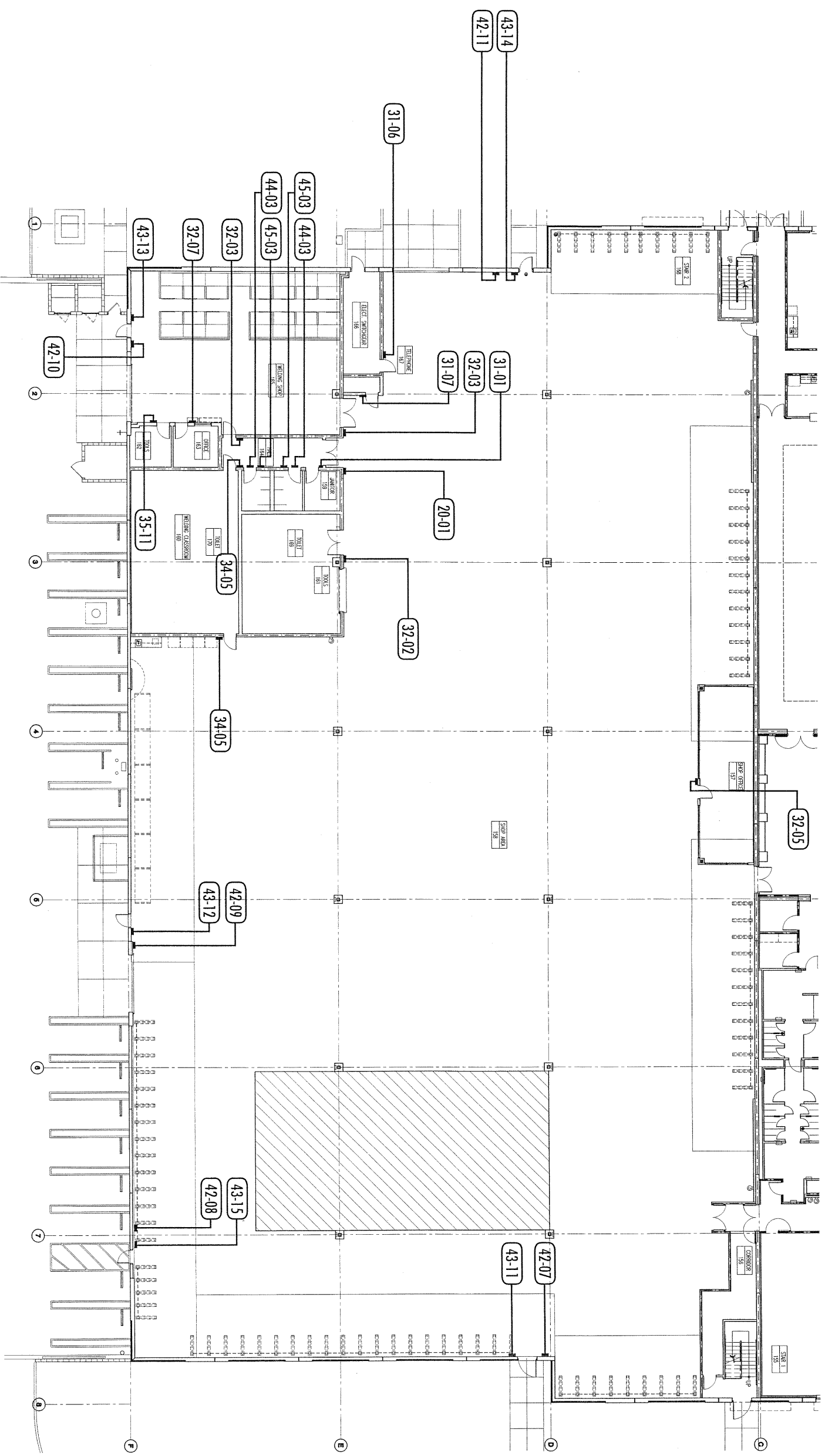
Checked by
 JS

Date
 05.31.06

Project No.
 2005.038

Digital File
 2005.038_LP-4.ai

LP-4

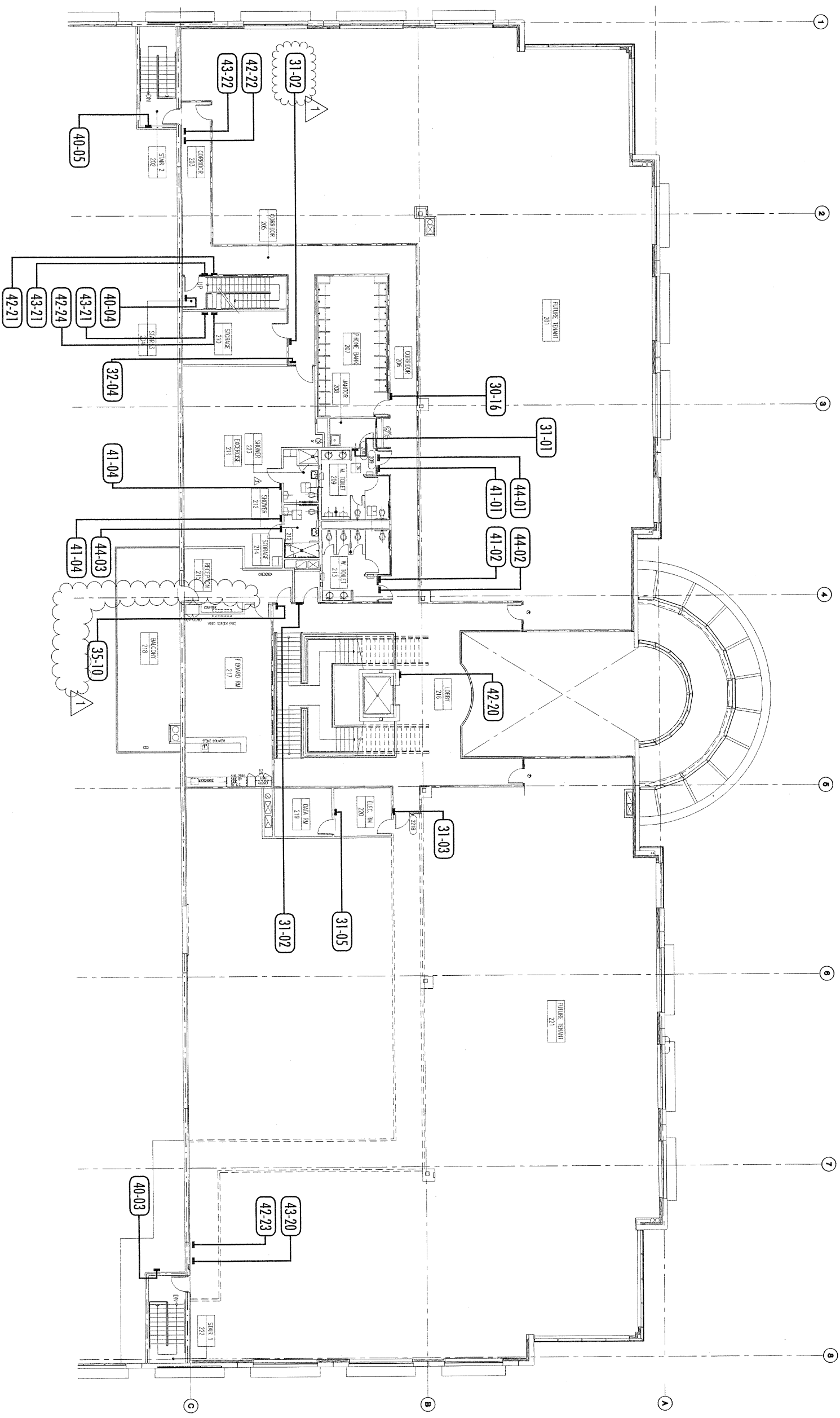


SWRCC Ontario Training Center

Signage &
Graphics
Program

Sign
Location Plan

Second
Floor-East



Revisions

Issued for Construction
1 07.05.06

Drawn by
CJS

Checked by
JS

Date
05.31.06


Project No.
2005.038

Digital File

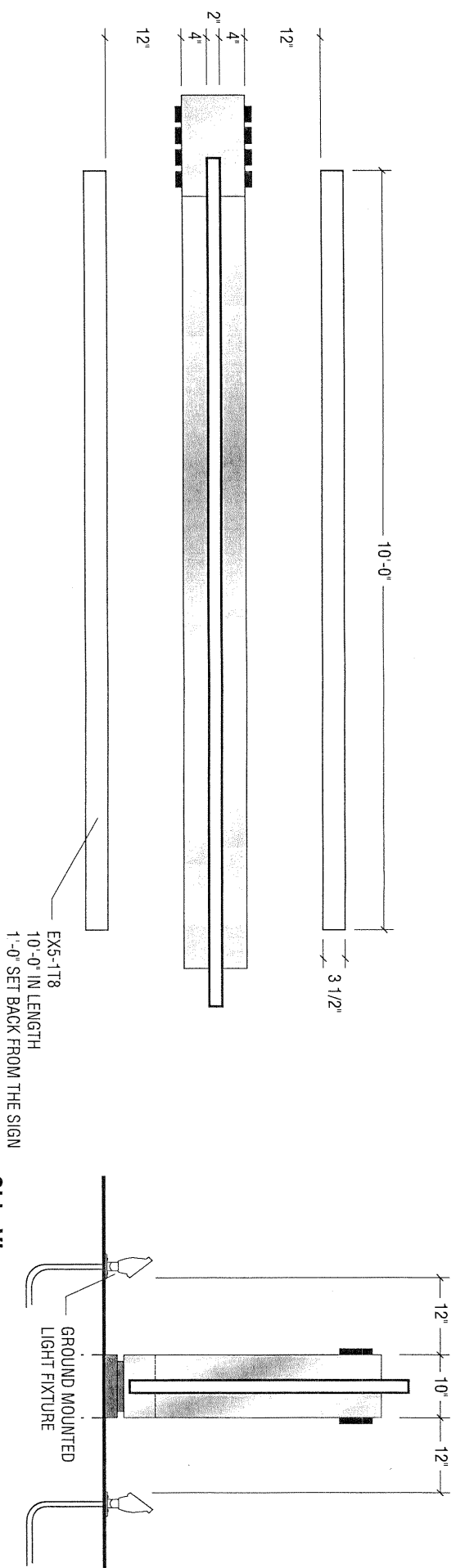
2005.038_LP-5.ai

LP-5





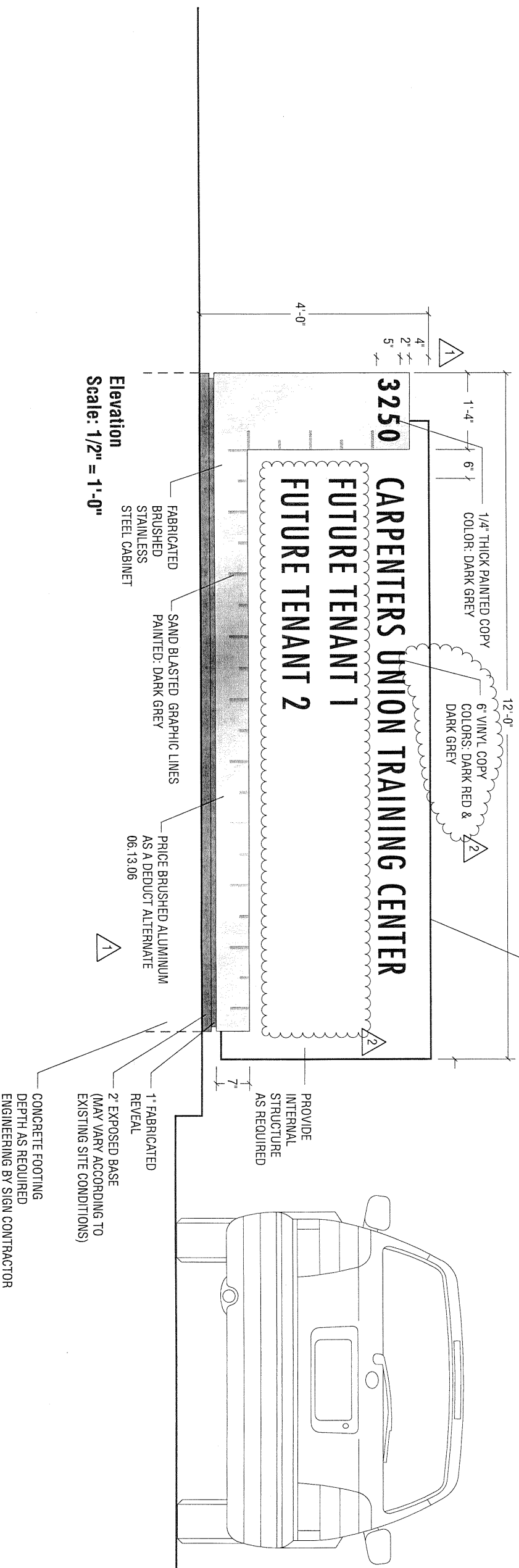
2 Primary Site Identification



Top View
Scale: 1/2" = 1'-0"

Side View
Scale: 1/2" = 1'-0"

NOTE: SIGN CONTRACTOR TO DETERMINE QUANTITY OF LIGHT FIXTURES, LOCATION & DISTANCE AWAY FROM SIGN TO PROVIDE MAXIMUM AND EVEN ILLUMINATION
RECOMMENDATION: INSIGHT LIGHTING-EX5 OUTDOOR LIGHTING 10'-0" IN LENGTH OFF SET +/- 1'-0" FOR EVEN ILLUMINATION



Elevation
Scale: 1/2" = 1'-0"

Revisions

1	07.05.06	Issued for Construction
2	08.10.06	

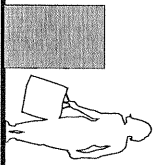
Drawn by
CJS

Checked by
JS

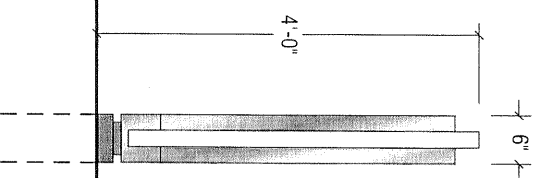
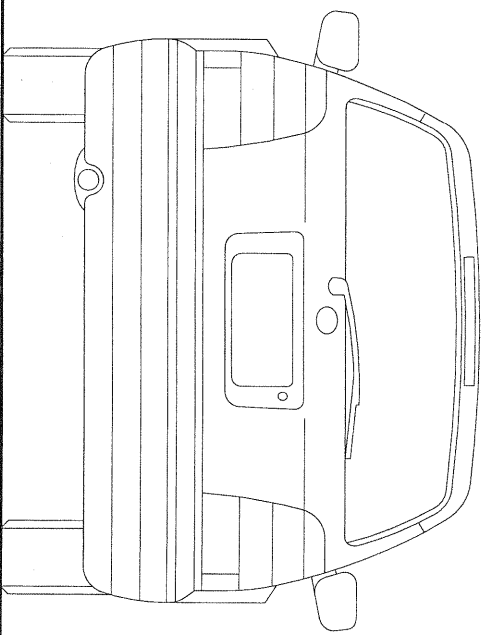
Date
08.22.06

Project No.
2005.025

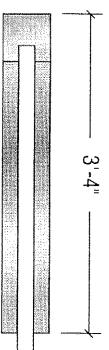
Digital File
5025_D-2a.ai



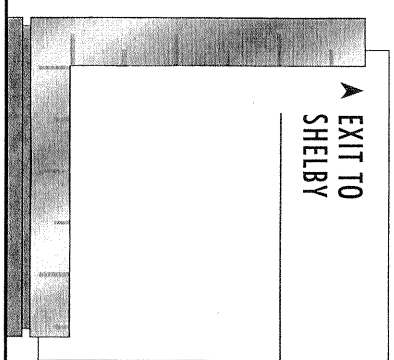
4 Vehicular Directional Sign



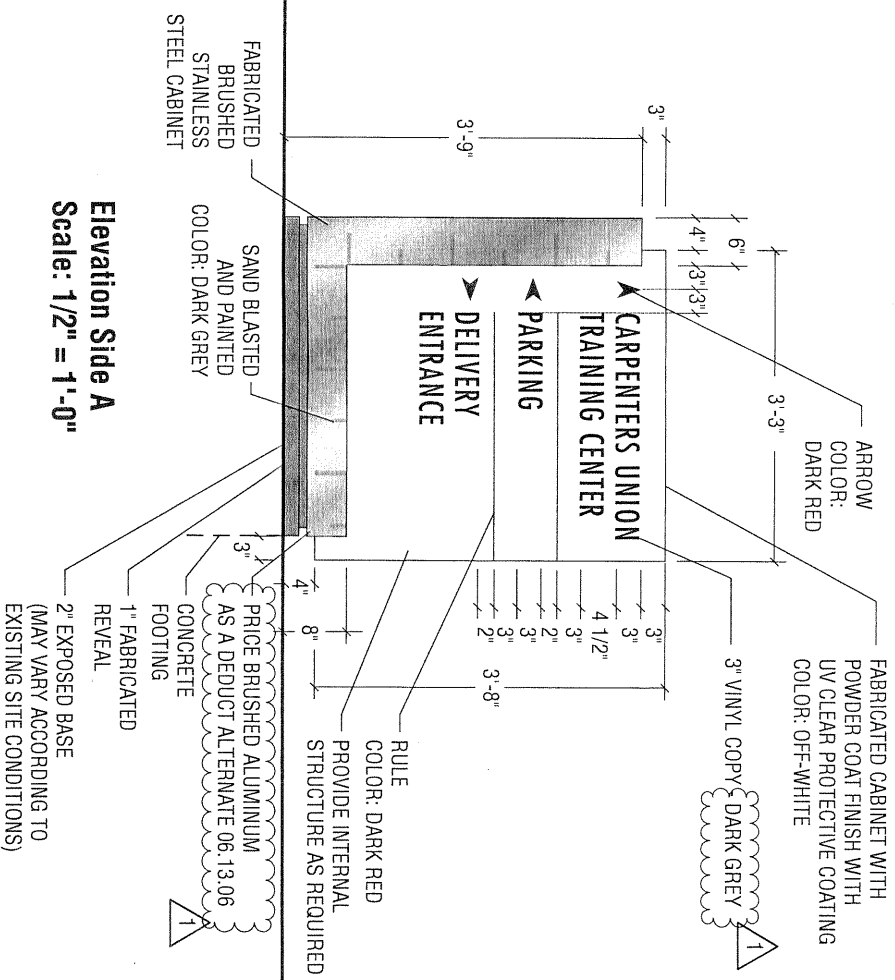
Side View
Scale: 1/2" = 1'-0"



Top View
Scale: 1/2" = 1'-0"



Elevation Side B
Scale: 1/2" = 1'-0"



Elevation Side A
Scale: 1/2" = 1'-0"

Revisions

Issued for Construction

▲ 07.05.06

Drawn by

CJS

Checked by

JS

Date

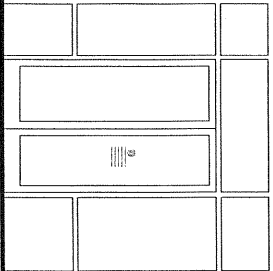
05.31.06

Project No.




2005.025

Digital File

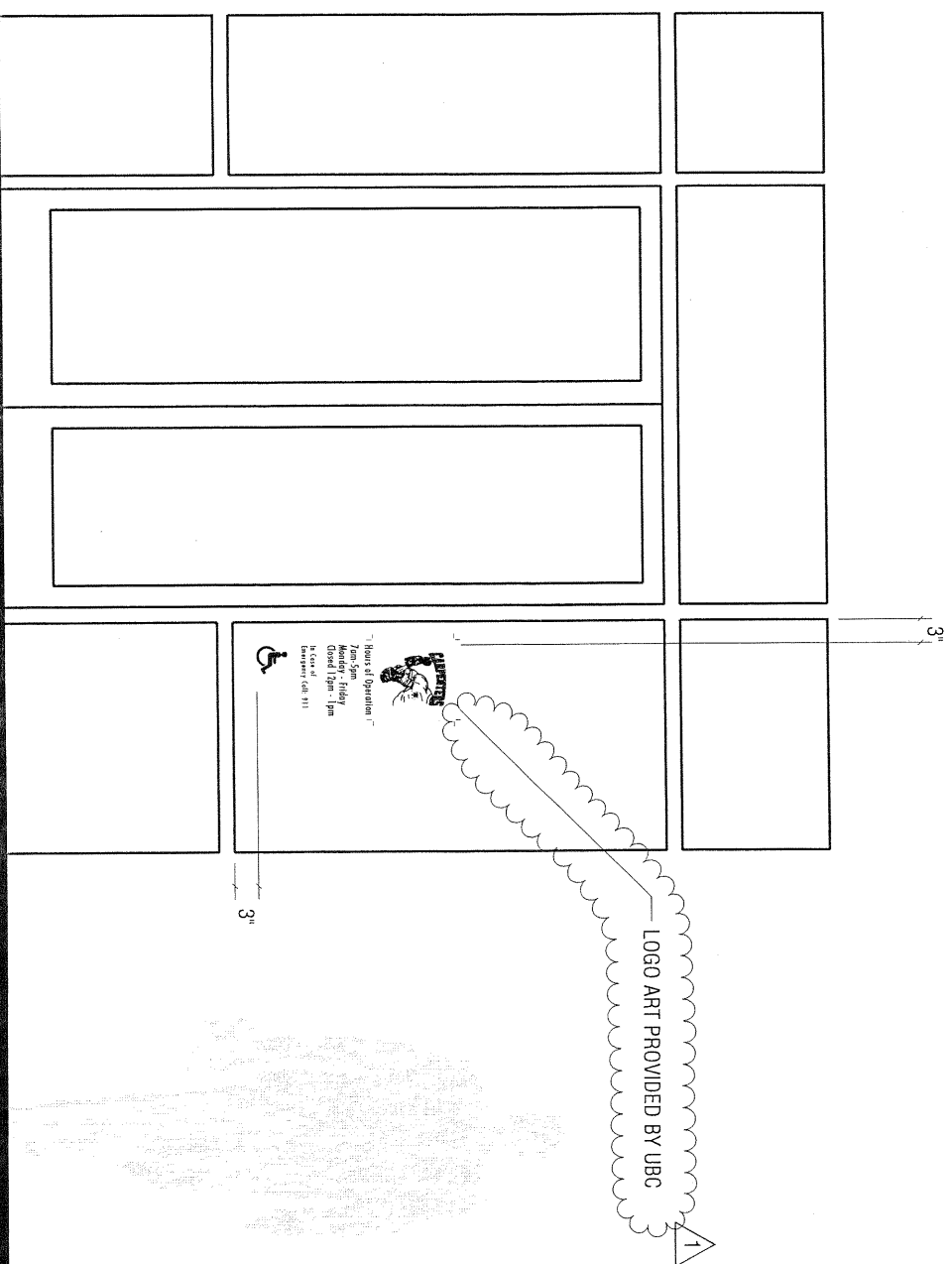
2005.025_D-4.ai



5 Information at Entrance



Sign Detail
 Scale: 3" = 1'-0"



Elevation
 Scale: 1/2" = 1'-0"

Revisions

Issued for Construction
 07.05.06


Drawn by
 EL

Checked by
 JS

Date
 05.31.06

Project No.
 2005.025

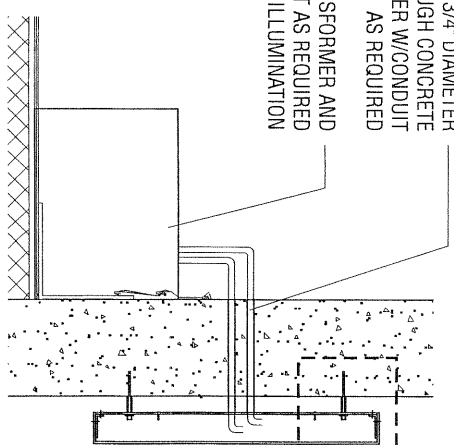
Digital File
 2005.025D-5.ai



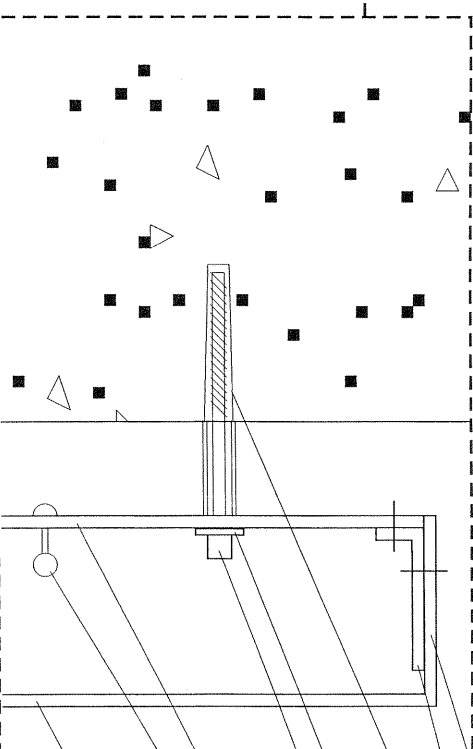
10 Exterior Building Identification

3/4" DIAMETER
2 HOLES THROUGH CONCRETE
FOR EACH LETTER W/CONDUIT
AS REQUIRED

TRANSFORMER AND
BALLAST AS REQUIRED
FOR NEON ILLUMINATION

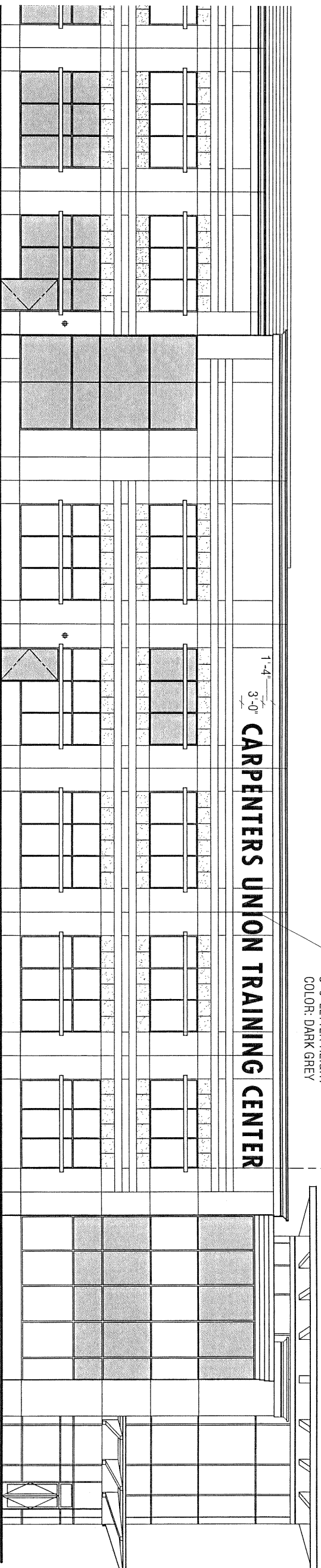


Side Section - Illuminated
Scale: 1/2" = 1'-0"



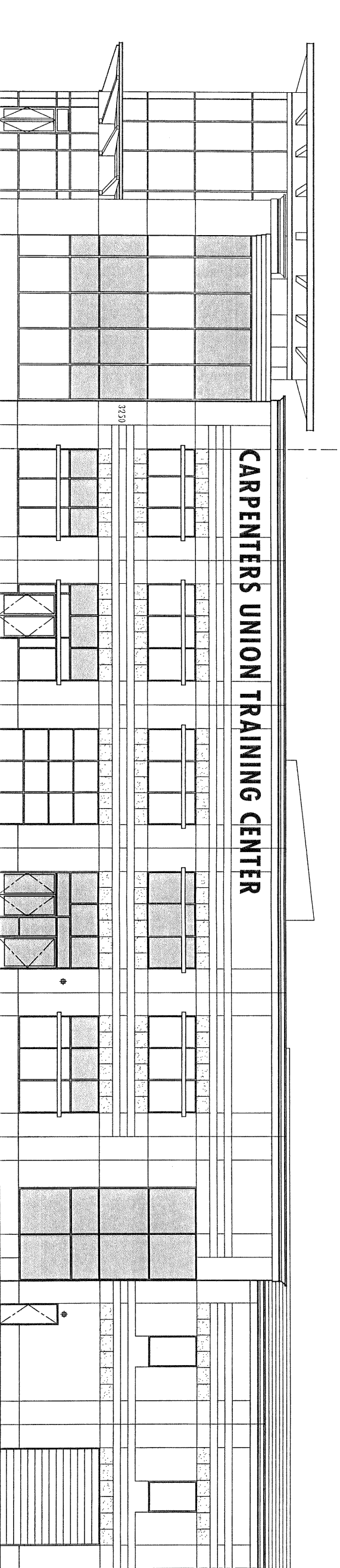
Connection Detail
Scale: 3" = 1'-0"

- 0.080 ALUMINUM CLIP
 - CONCRETE EXPANSION ANCHORS AS REQUIRED
 - WASHER THROUGH BOLT
 - 1/8" CLEAR LEXAN BACK
 - NEON OR HIGH INTENSITY LED SUFFICIENT FOR ILLUMINATION OF SIGN MOUNTED TO LEXAN BACK
 - 0.125 ALUMINUM SIGN/LETTER
- DESIGN CONCEPT ONLY:
SIGN CONTRACTOR TO
ENGINEER ATTACHMENT DETAILS

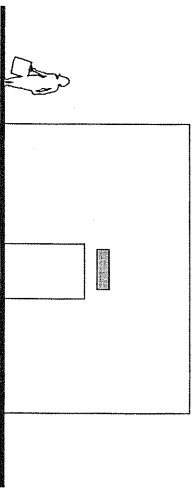


South Elevation
Scale: 1/16" = 1'-0"

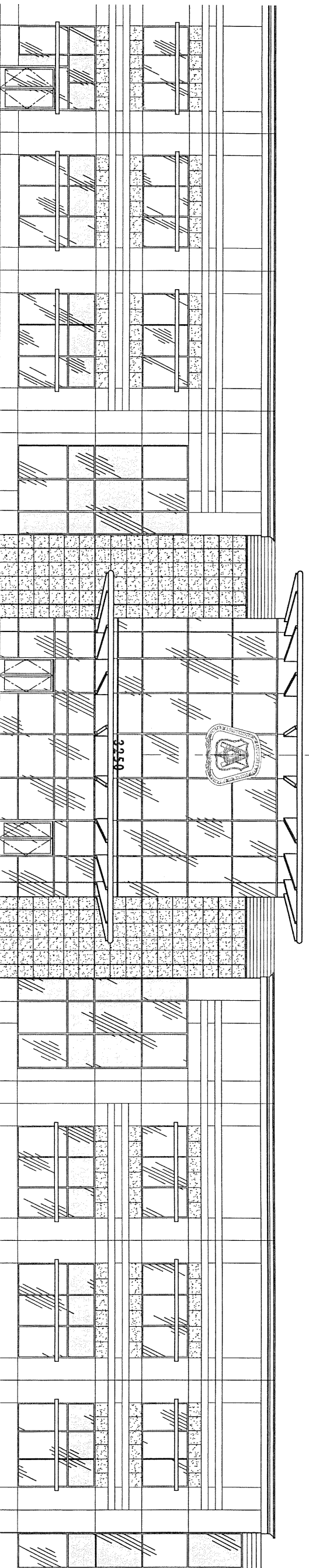
ALIGN WITH WINDOW



North Elevation
Scale: 1/16" = 1'-0"

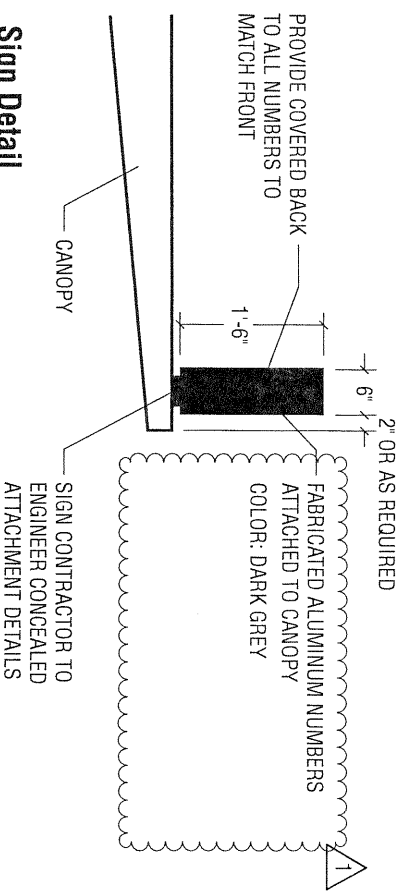


11 Building Address




C/L OF NUMBER, LOGO AND CANOPY

North Elevation
Scale: 1/16" = 1'-0"



Sign Detail
Scale: 1/2" = 1'-0"



Dimensional Numbers
Scale: 1/2" = 1'-0"

SKA
DESIGN
Sanchez/Kamps Associates

900 Palm Avenue
South Pasadena
California 91030-3029

T 626.403.5870
F 626.403.5871
W skadesign.com

**SWRCC Ontario
Training Center**

Signage &
Graphics
Program

Building Address
Attached to
Canopy

Revisions

Issued for Construction
1 07.05.06

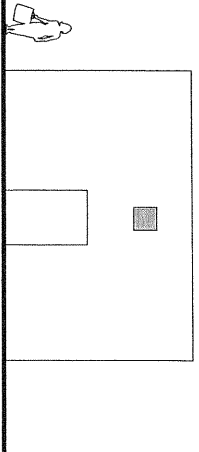
Drawn by
EL

Checked by
JS
Date
05.31.06

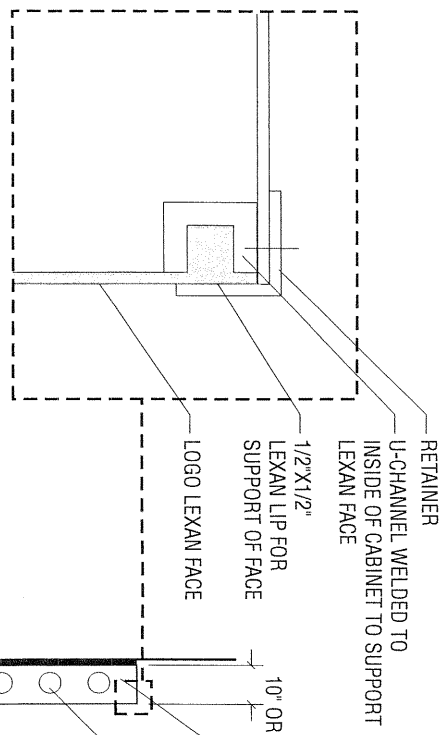
Project No.
2005.025

Digital File
2005.025D-11.ai

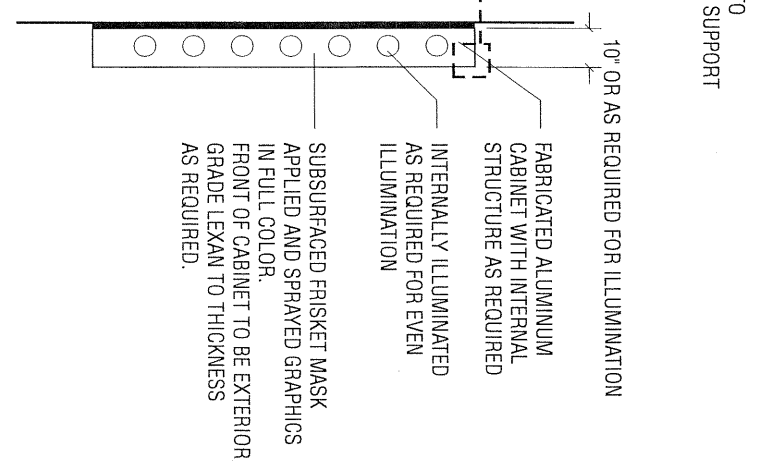
D-11



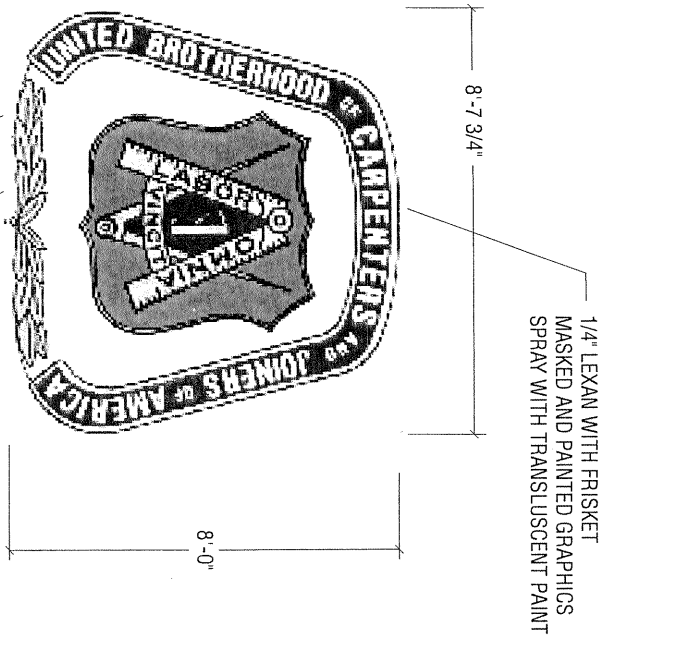
12 Building Logo



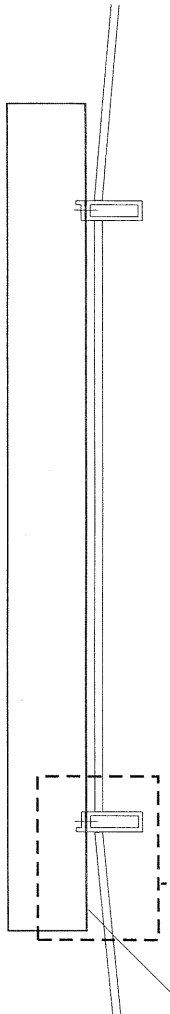
SIGN DETAIL
Scale: 6" = 1'-0"



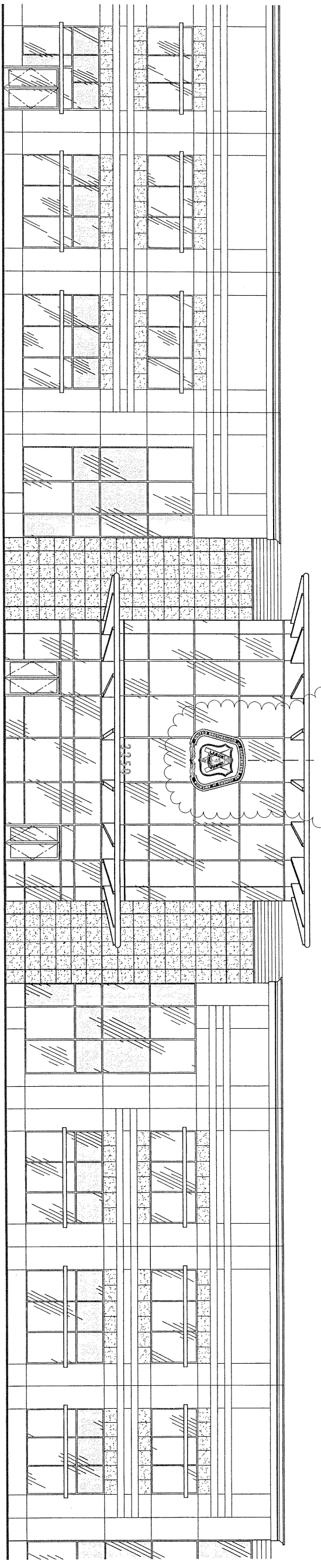
Side View
Scale: 1/4" = 1'-0"



Logo (For Reference Only-Not Reproduction Art)
Scale: 1/4" = 1'-0"



Top View
Scale: 1/2" = 1'-0"



North Elevation
Scale: 1/16" = 1'-0"

ESTIMATED WEIGHT: 550 LBS

Revisions

Issued for Construction	1	07.05.06
	2	07.26.06


Drawn by
EL

Checked by
JS

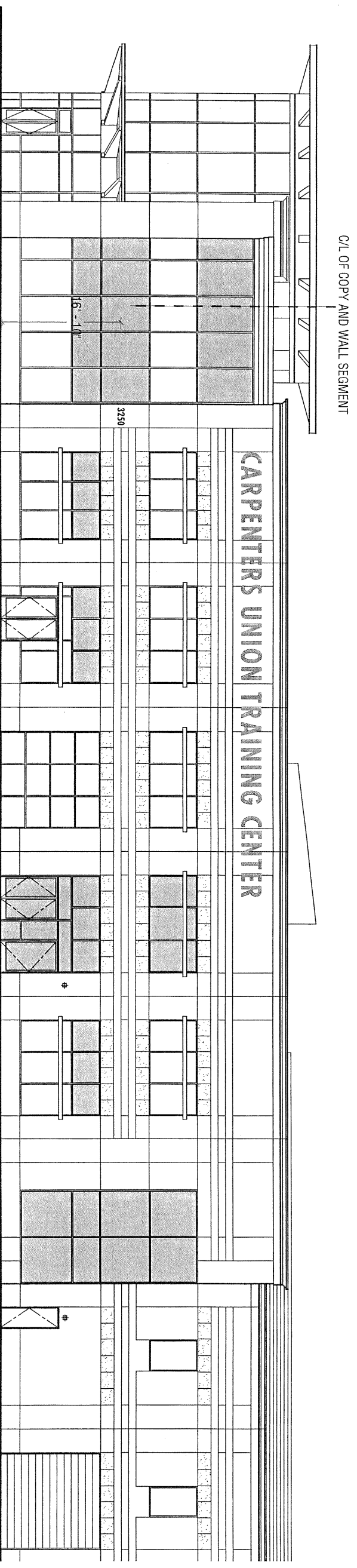
Date
05.31.06

Project No.
2005.025

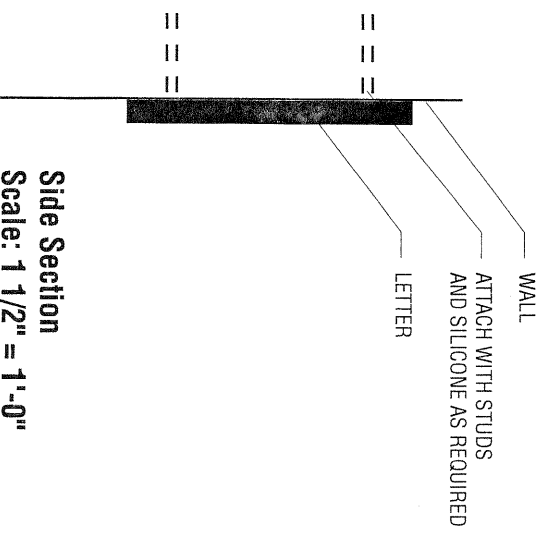
Digital File
2005.025D-12.ai



13 Building Address



SCALE: 1/16" = 1'-0"
NORTH ELEVATION



Side Section
Scale: 1 1/2" = 1'-0"

1'-0"
3250

LETTER HEIGHT DETAIL
SCALE: 1 1/2" = 1'-0"

1" THICK PAINTED ALUMINUM
COLOR : DARK GREY

SKA

D E S I G N
Sanchez/Kamps Associates

900 Palm Avenue
South Pasadena
California 91030-3029

T 626.403.5870
F 626.403.5871
W skadesign.com

**SWRCC Ontario
Training Center**

Signage &
Graphics
Program

Building Address

Revisions

Issued for Construction
1 07.05.06

Drawn by
EL

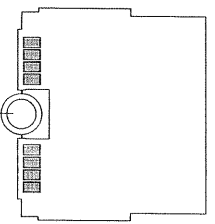
Checked by
JS

Date
05.31.06


Project No.
2005.025

Digital File
2005.025D-13.ai

D-13



14 Address on the roof

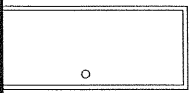


**ONTARIO TRAINING CENTER
3250 SHELBY AVE**

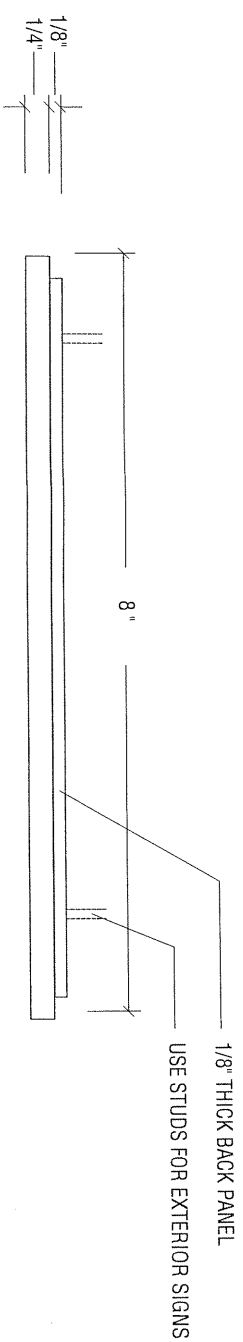
CARPENTERS

- NOTE: DIMENSIONS OF AREA AND COPY SIZE ARE TO BE FIELD VERIFIED BY SIGN CONTRACTOR
1. Pressure wash / broom / and blow clean to ensure adhesion of base coat
 2. Roll clear primerbase coat onto painted areas to ensure adhesion of paint / approx 1.5 gallons per 100sf / allow 24 hours dry time.
 3. Roll one coat black in a north to south pattern / approx 1.5 gallons per 100sf / allow 24 hours dry time.
 4. Roll second coat black in an east west patter / allow 24 hours dry time.
 5. Layout and "Pounce" letter patterns on black fields.
 6. "Cut" in perimeter of copy with brush in white coating w/ reflective ceramic additive.
 7. Roll in remainder of letters / allow 24 hours dry time.
 8. Repeat steps 6 and 7 with second coat of white ceramic.

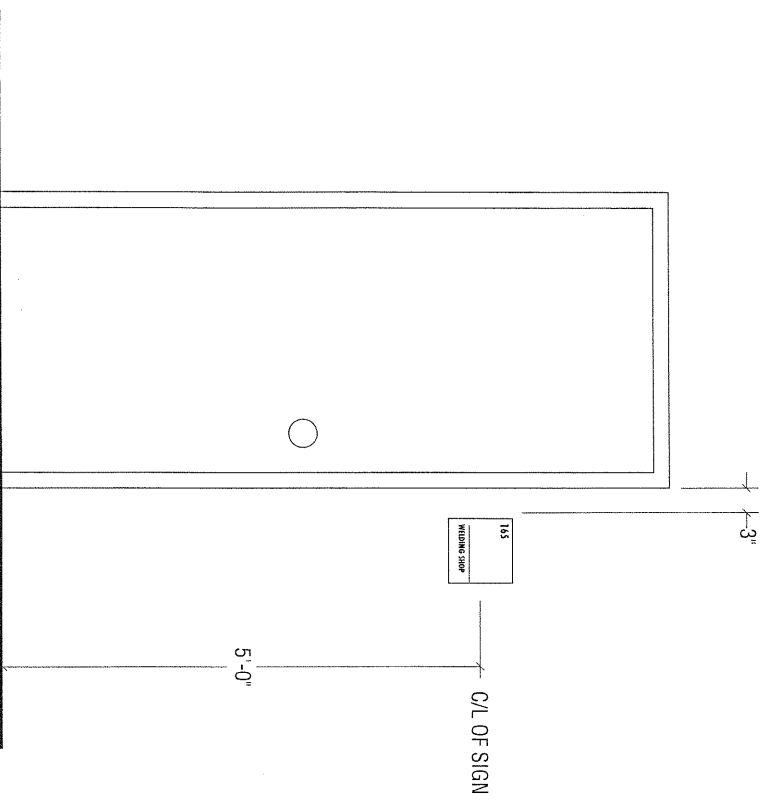
Roof Plan
Scale: 1/16" = 1'-0"



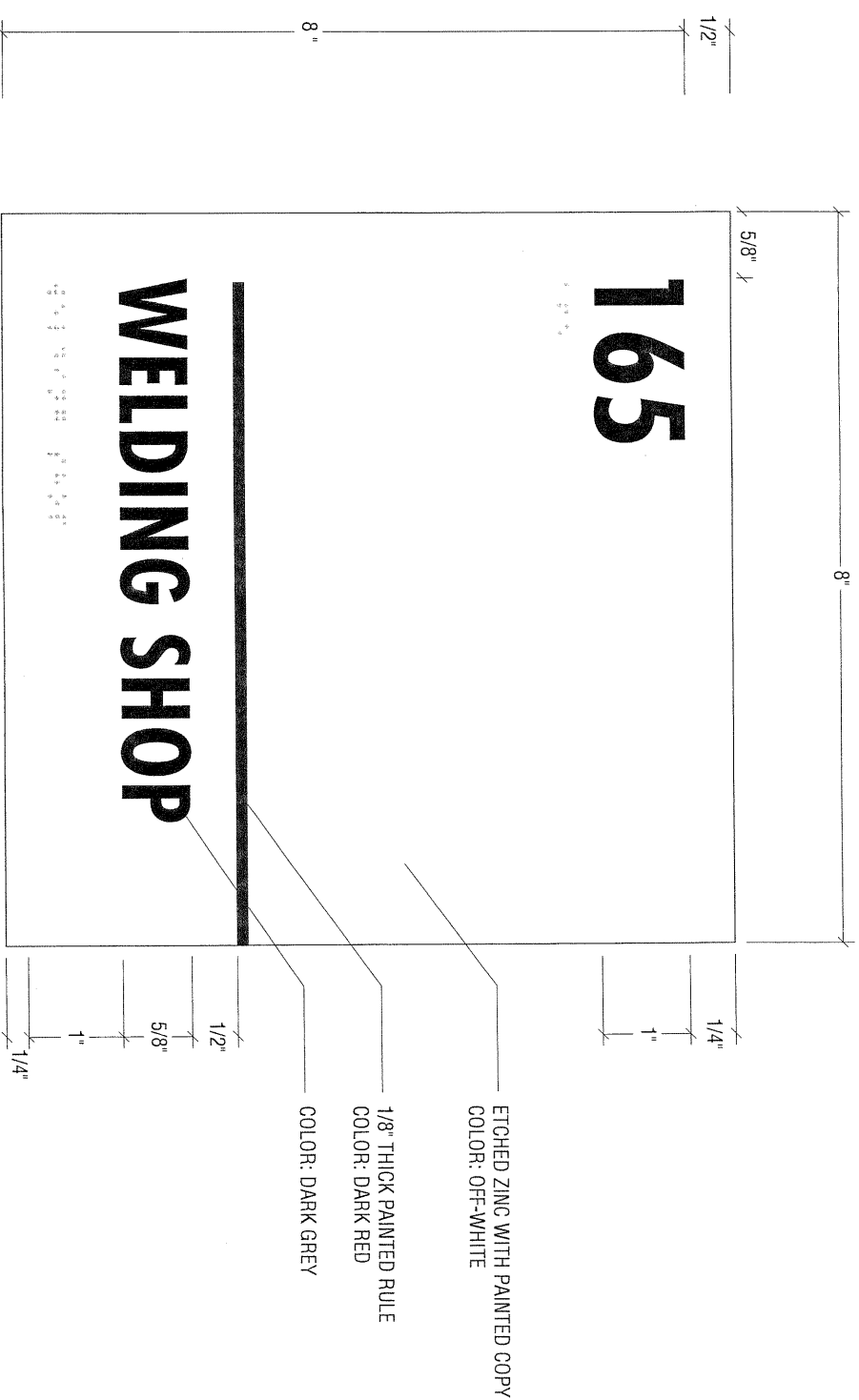
15 Exterior Room Identification



Top View
Scale: 6" = 1'-0"



Typical elevation
Scale: 1/2" = 1'-0"



Copy Layout
Scale: 6" = 1'-0"

Revisions

Drawn by

EL

Checked by

JS

Date

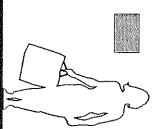
05.31.06

Project No.

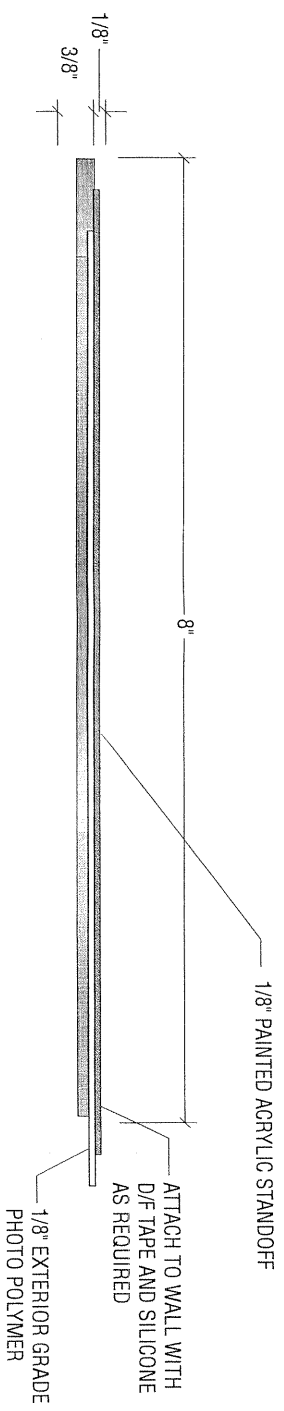
2005.025

Digital File


2005.025D-15.ai



20 Directional Sign



Top View
Scale: 3" = 1'-0"



Copy Layout
Scale: 3" = 1'-0"

GRAPHIC TO BE SANDBLASTED AND PAINTED
COLOR: DARK GREY
BRUSHED STAINLESS STEEL

Revisions

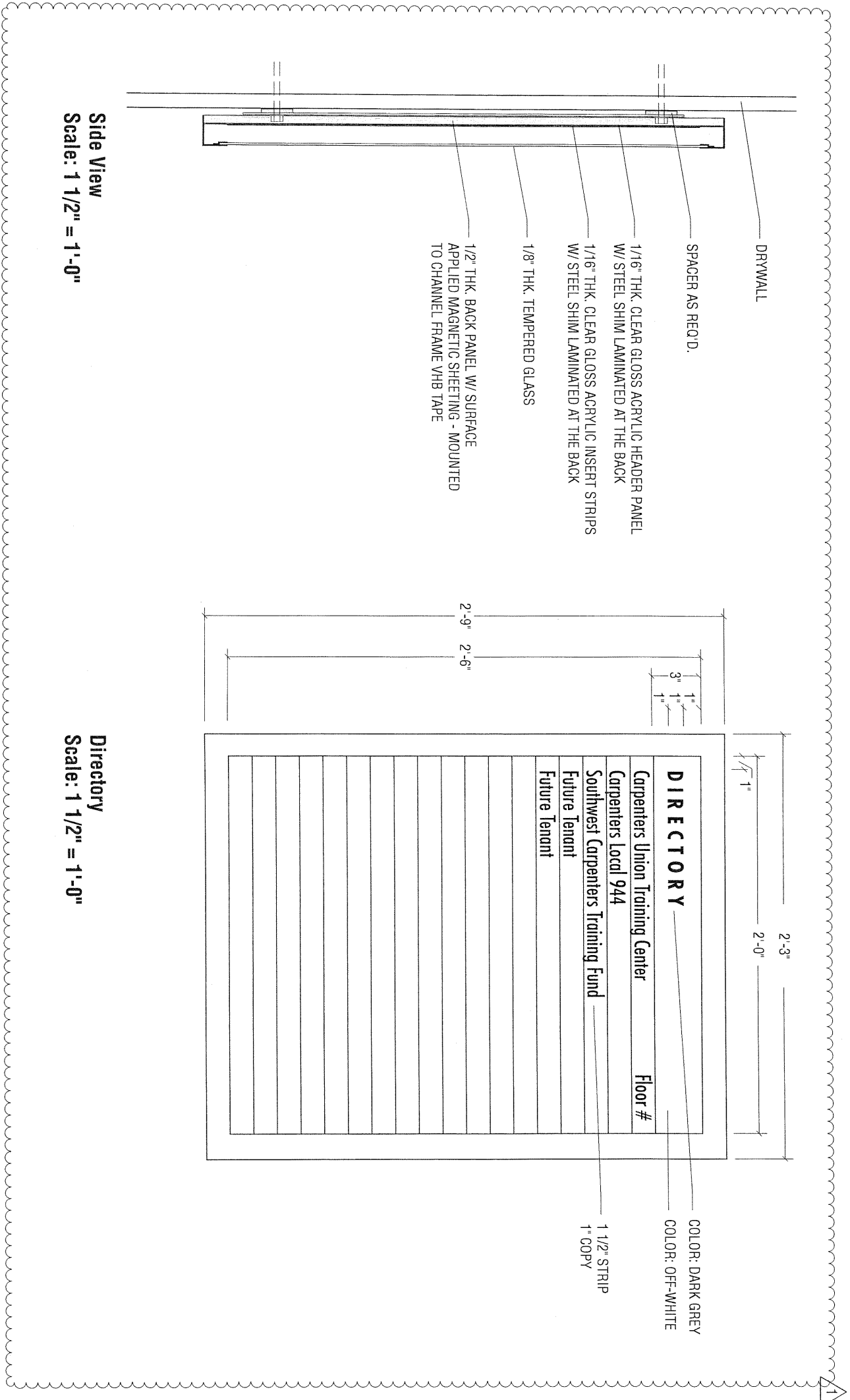
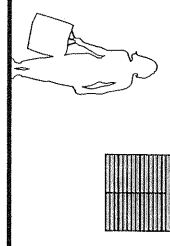
Drawn by
CJS

Checked by
JS

Date
05.31.06

Project No.
2005.038

Digital File
2005.038_D-20.ai



SWRCC Ontario Training Center

Signage & Graphics Program

Sign Type 21 Building Directory

Revisions

Issued for Construction
1 07.05.06

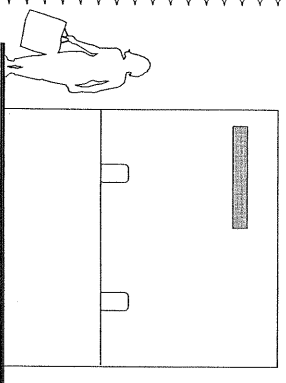
Drawn by
CJS

Checked by
JS

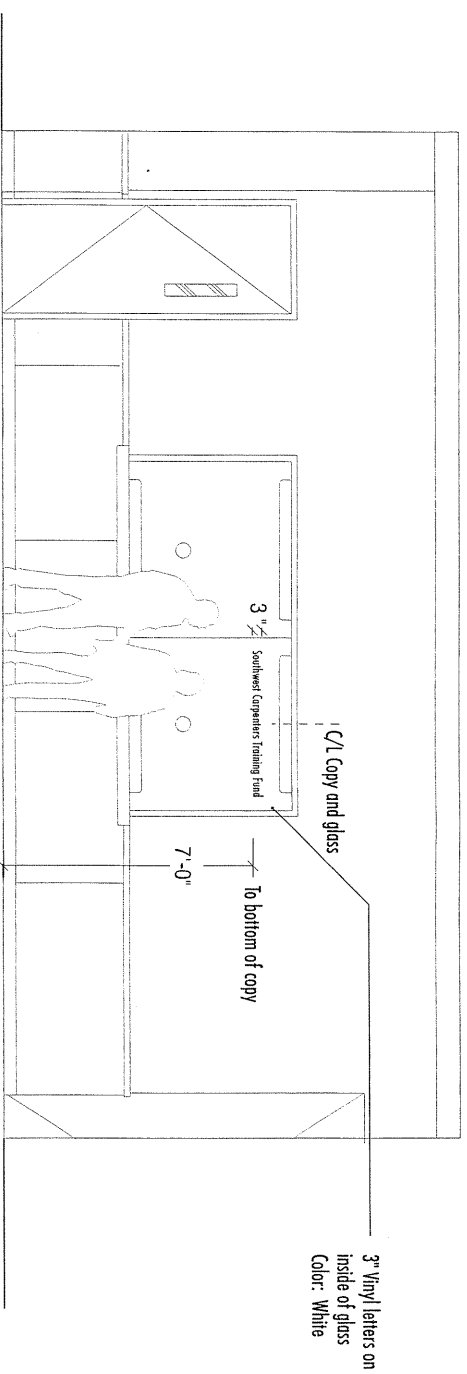
Date
05.31.06

Project No.
2005.038

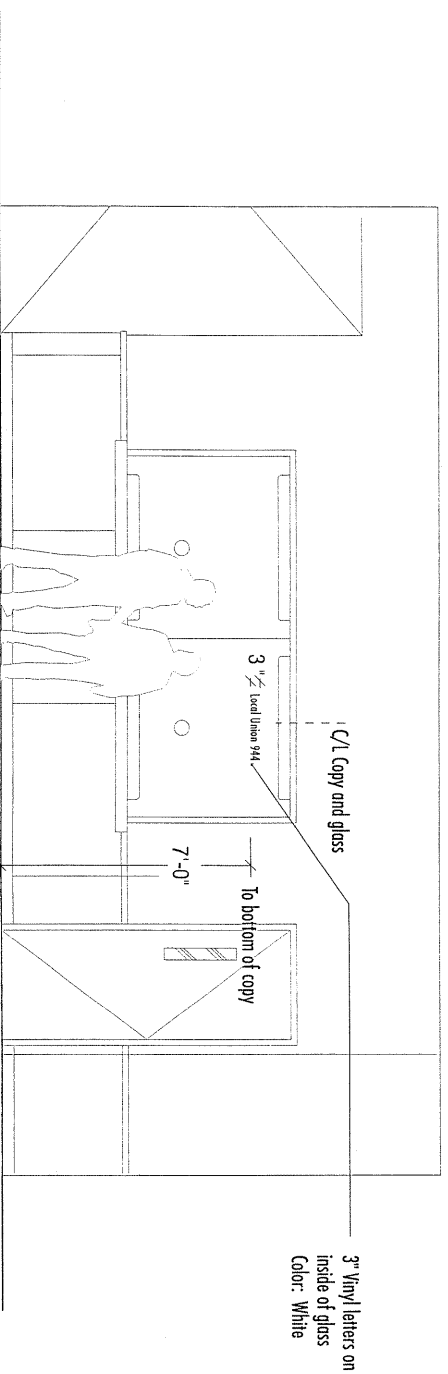
Digital File
2005.038D-21.ai



22 Interior Identification



South Elevation (B)
Scale: 3/16" = 1'-0"



North Elevation (C)
Scale: 3/16" = 1'-0"

**SWRCC Ontario
Training Center**

Signage &
Graphics
Program

Sign Type 22
Interior
Identification

Revisions

Issued for Construction

1 07.05.06

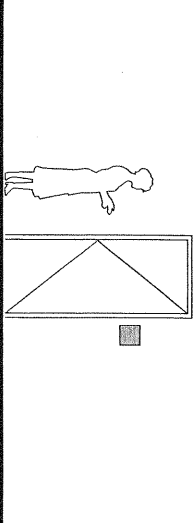
Drawn by
CJS

Checked by
JS

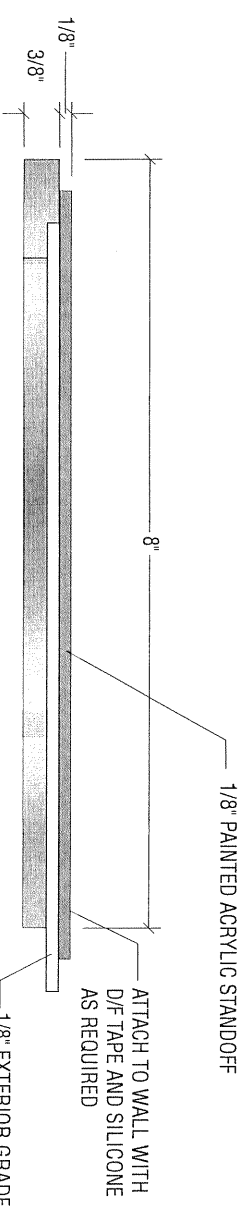
Date
05.31.06

Project No.
2005.038

Digital File
2005.038D-22.ai




30 Room Identification ADA




Top View
Scale: 6" = 1'-0"

EXTERIOR GRADE PHOTO POLYMER
COLOR: OFF-WHITE
COPY TO BE PAINTED
COLOR: DARK GREY



1/8" THICK PAINTED RULE
COLOR: DARK RED



Copy Layout
Scale: 6" = 1'-0"

**SWRCC Ontario
Training Center**

Signage &
Graphics
Program

Sign Type 30
Room
Identification ADA

Revisions

Drawn by
CJS

Checked by
JS

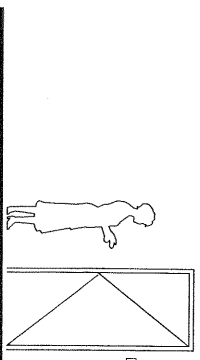
Date
05.31.06

Project No.
2005.038

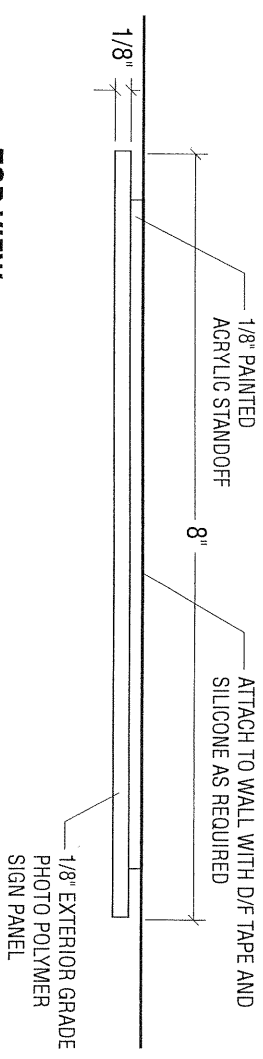
Digital File

2005.038_D-30.ai

D-30



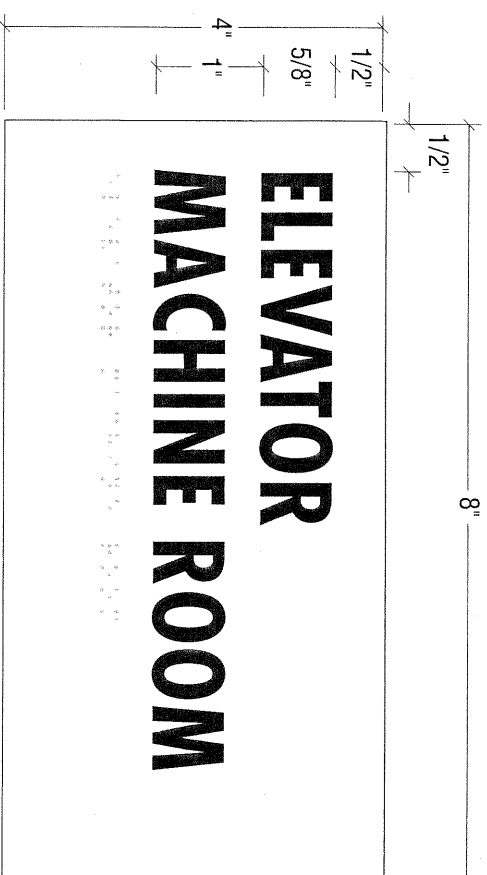



31 Operation Room Identification



TOP VIEW

Scale: 3" = 1'-0"



Copy Layout
Scale: 3" = 1'-0"

**SWRCC Ontario
Training Center**

Signage &
Graphics
Program

Sign Type 31
Operation Room
Identification

Revisions

Drawn by
CJS

Checked by
JS

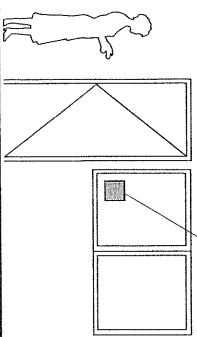
Date
05.31.06

Project No.
2005.038

Digital File

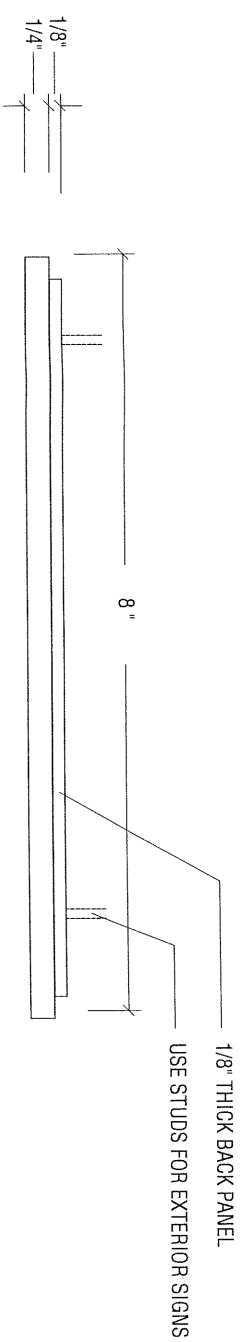
2005.038_D-31.ai

D-31

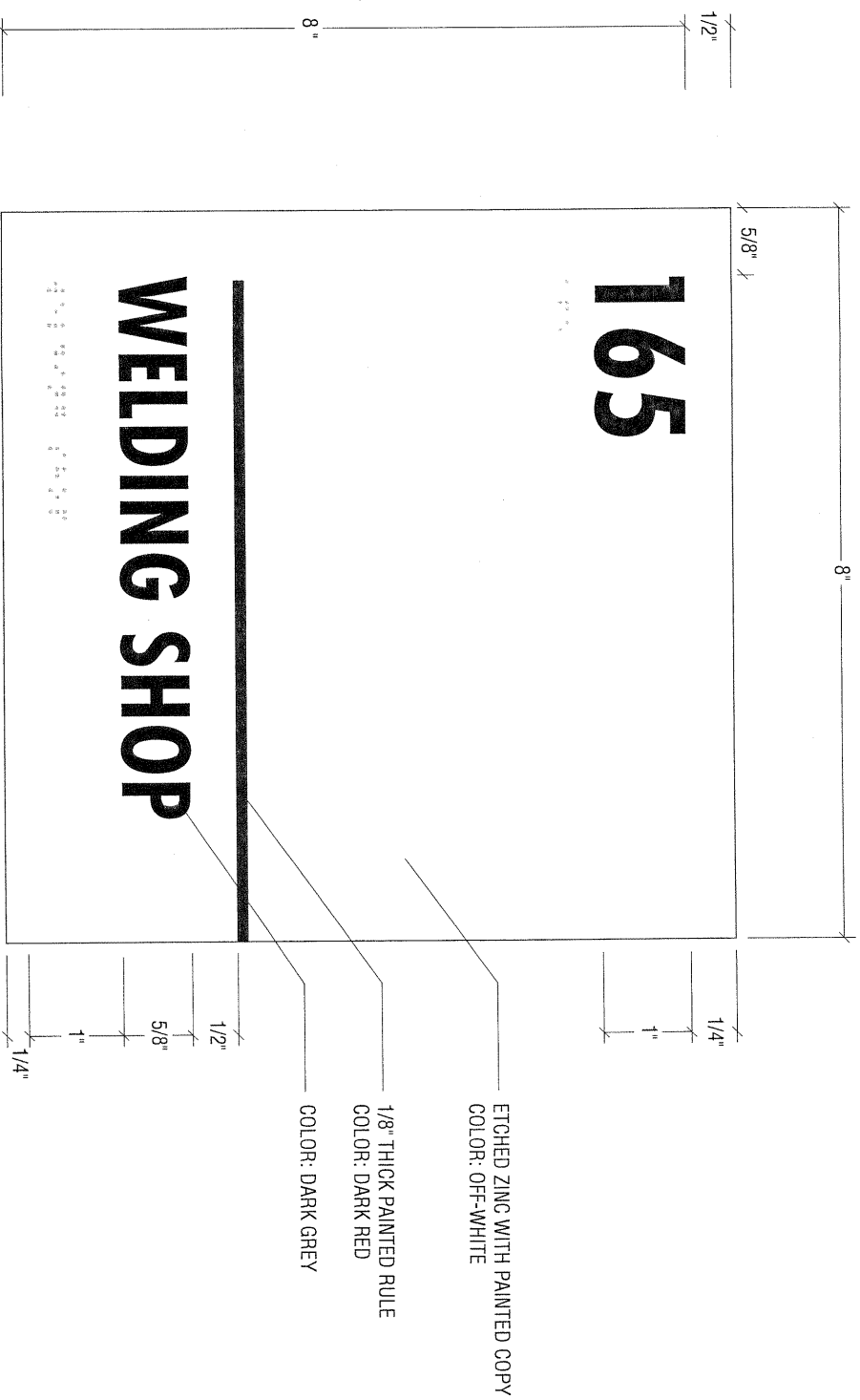


PROVIDE 1/8" THICK PAINTED
ACRYLIC BACKER PANEL
FOR ALL GLASS-MOUNTED SIGNS
SIGN CONTRACTOR TO FIELD VERIFY

32 Room Identification



Top View
Scale: 6" = 1'-0"



Copy Layout
Scale: 6" = 1'-0"

**SWRCC Ontario
Training Center**

Signage &
Graphics
Program

Sign Type 32
Room
Identification

Revisions

Drawn by
CJS

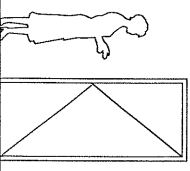
Checked by
JS

Date
05.31.06

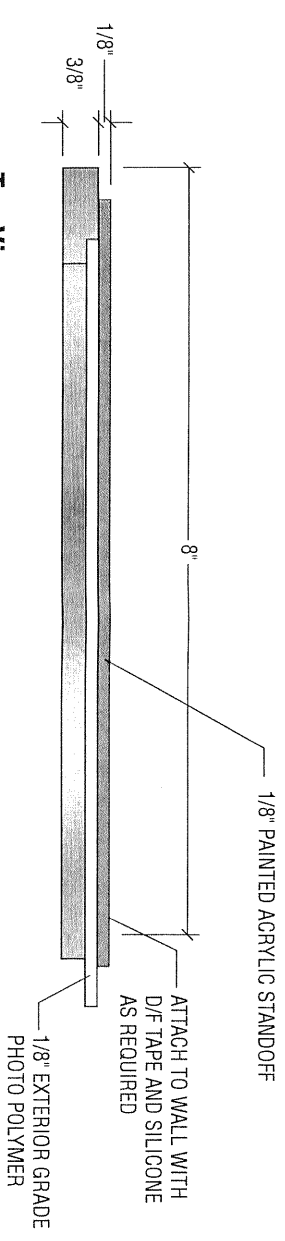
Project No.
2005.038

Digital File
2005.038_D-32.ai

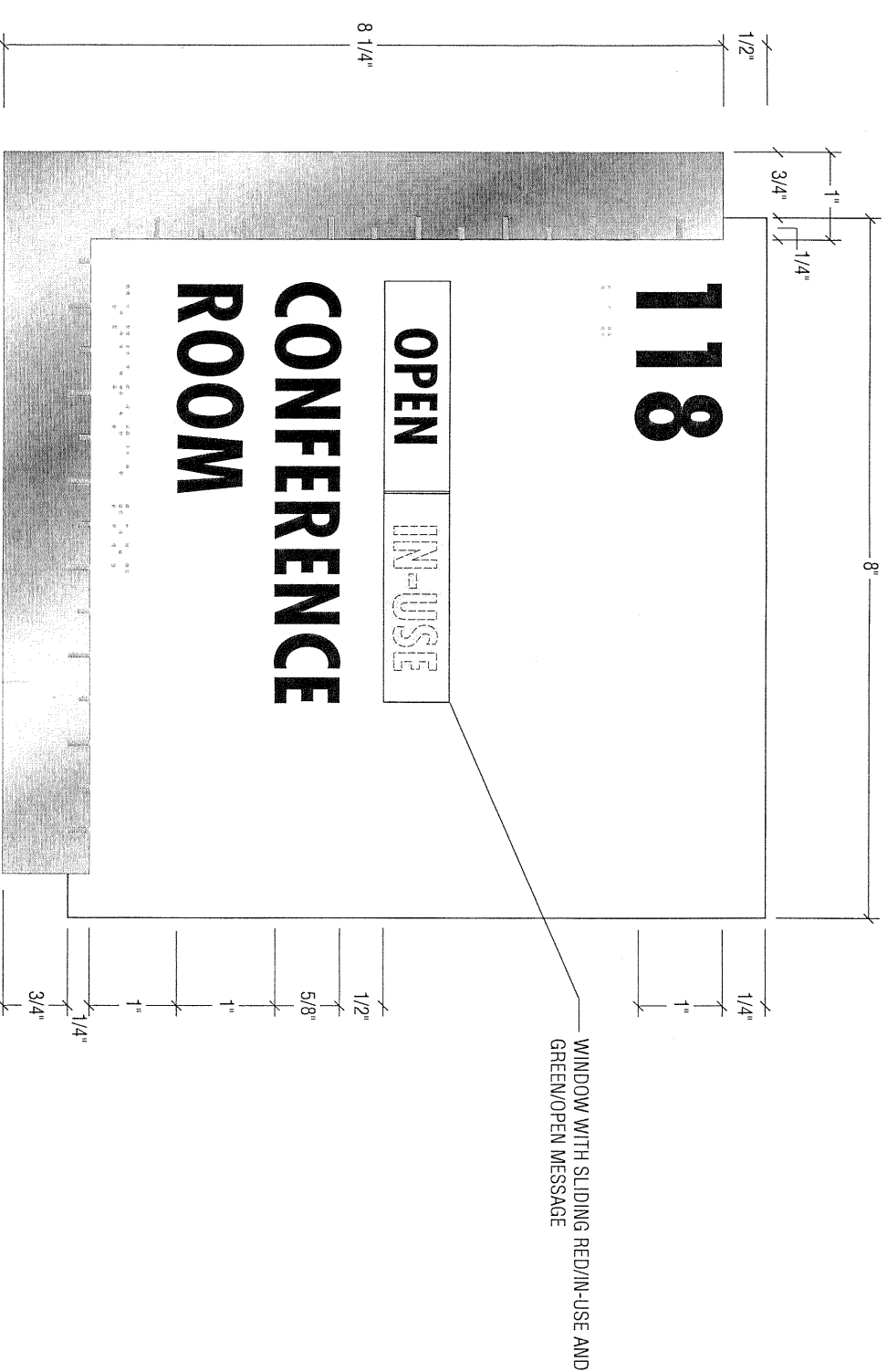
D-32



33 Conference Room Identification



Top View
 Scale: 6" = 1'-0"



Copy Layout
 Scale: 6" = 1'-0"

SWRCC Ontario
Training Center

Signage &
 Graphics
 Program

Sign Type 33
 Conference Room
 Identification
 (with In-Use
 message)

Revisions

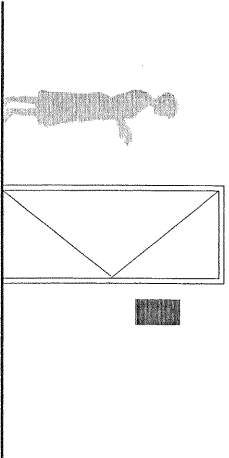
Drawn by
 CJS

Checked by
 JS


Date
 05.31.06

Project No.
 2005.038

Digital File
 2005.038_D-33.ai



34 Classroom Identification
with Page Holder



**SWRCC Ontario
Training Center**
Signage &
Graphics
Program

Sign Type 34
Classroom
Identification
(with page
holder)

Revisions

Drawn by
CJS

Checked by
JS

Date
05.31.06

Project No.
2005.038

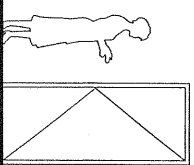
Digital File

2005.038_D-34.ai

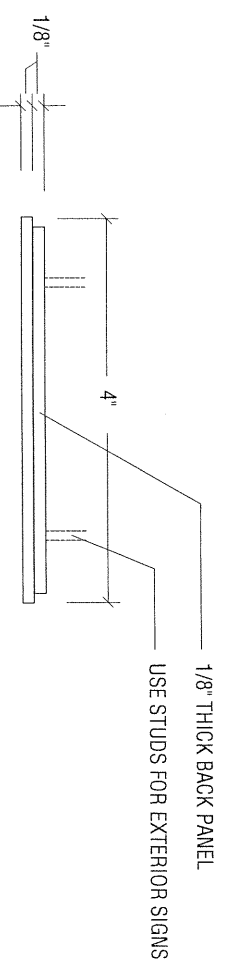
D-34

SIDE
Scale: Half Size

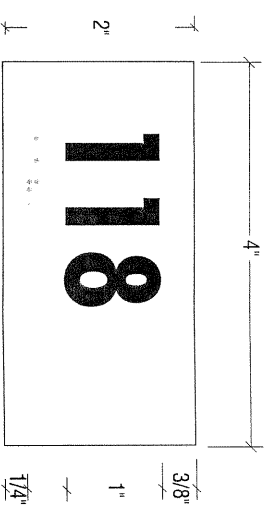
ELEVATION
Scale: Half Size



35 Room Number Identification



Top View
Scale: 6" = 1'-0"



Copy Layout
Scale: 6" = 1'-0"

Revisions

Drawn by
CJS

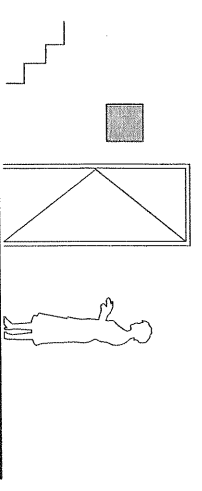
Checked by
JS

Date
05.31.06


Project No.
2005.038

Digital File

2005.038_D-34.ai



40 Stairway Identification



Side View
Scale: 6" = 1'-0"

Copy Layout
Scale: 6" = 1'-0"

1/8" EXTERIOR GRADE
PHOTO POLYMER

**SWRCC Ontario
Training Center**

Signage &
Graphics
Program

Sign Type 40
Stairway
Identification

Revisions

Drawn by
CJS

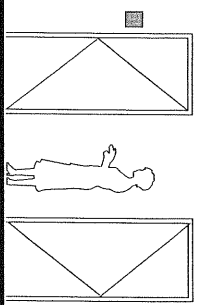
Checked by
JS

Date
05.31.06

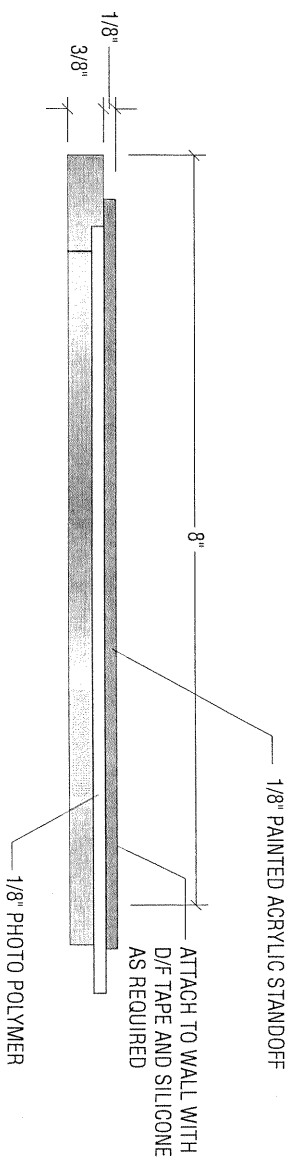
Project No.
2005.038

Digital File
2005.038_D-40.ai


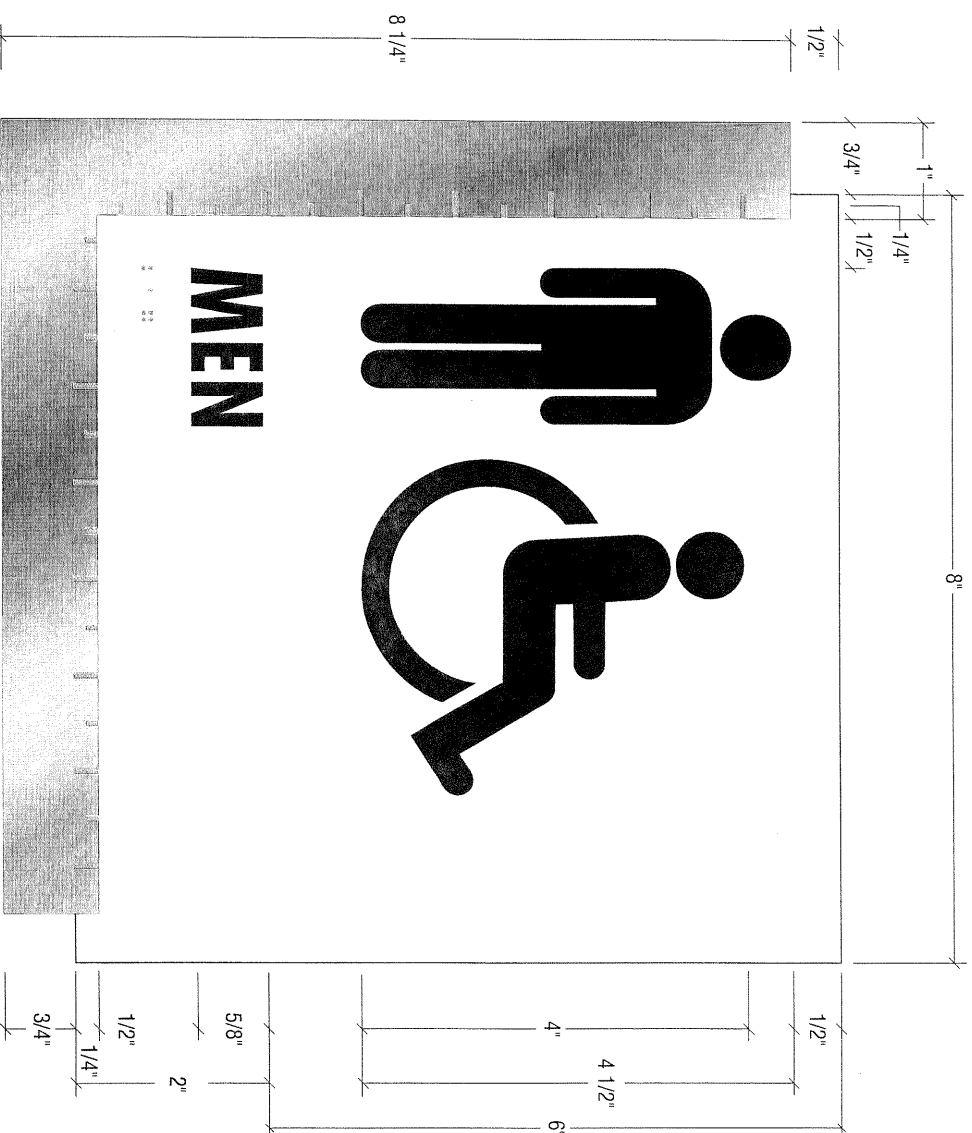
D-40



41 Restroom Identification ADA



Top View
 Scale: 6" = 1'-0"



Copy Layout
 Scale: 6" = 1'-0"

Revisions

Drawn by
 CJS

Checked by
 JS

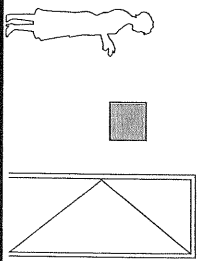
Date
 05.31.06

Project No.
 2005.038

Digital File

2005.038_D-41.ai

D-41



42 Evacuation Plan

**SWRCC Ontario
Training Center**

Signage &
Graphics
Program

Sign Type 42
Evacuation Plan

Revisions

Issued for Construction
1 07.05.06

Drawn by
CJS

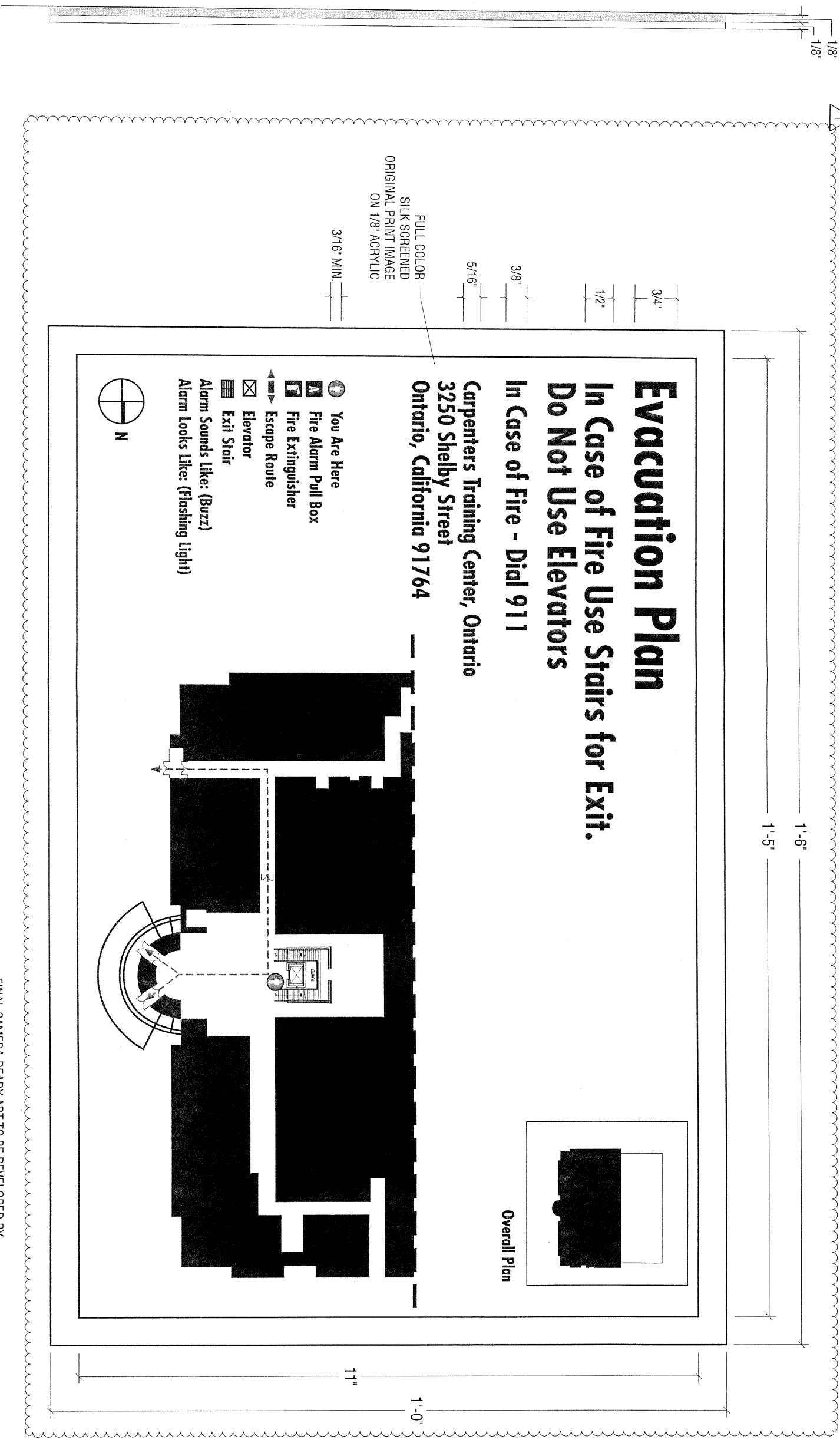
Checked by
JS

Date
05.31.06

Project No.
2005.038

Digital File
2005.038_D-42.ai

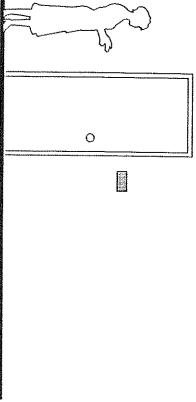
D-42



Side View
Scale: 6" = 1'-0"

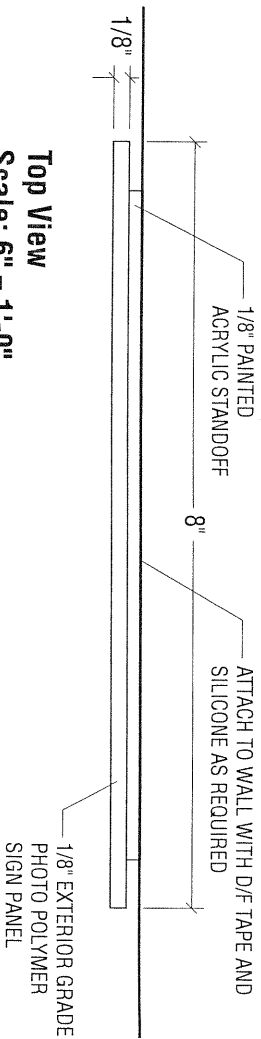
Copy Layout
Scale: 6" = 1'-0"

FINAL CAMERA-READY ART TO BE DEVELOPED BY
SIGN CONTRACTOR BASED ON THIS DESIGN INTENT DRAWING
VERIFY COPY




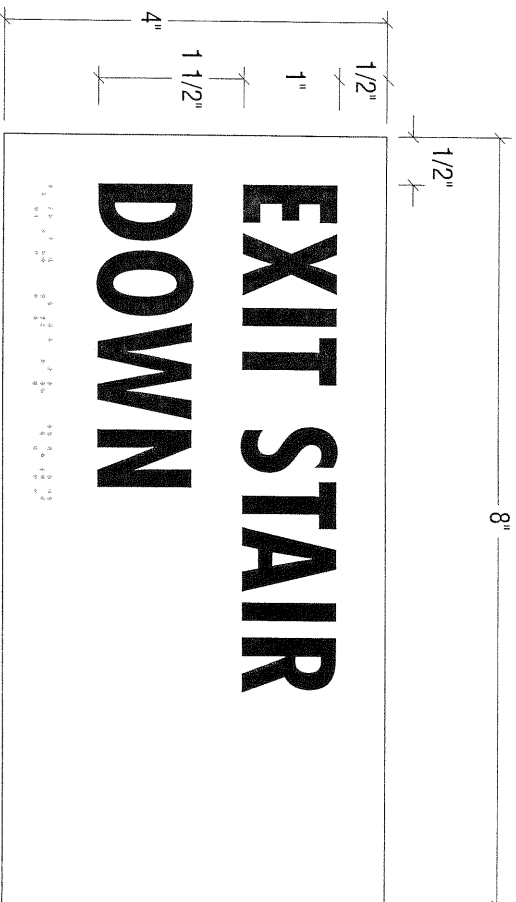
43

Exit Information



Top View

Scale: 6" = 1'-0"



Copy Layout
Scale: 6" = 1'-0"

**SWRCC Ontario
Training Center**

Signage &
Graphics
Program

Sign Type 43
Exit Information

Revisions

Drawn by
CJS

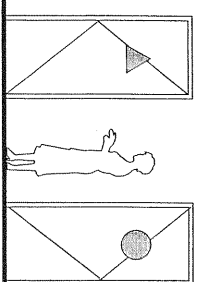
Checked by
JS

Date
05.31.06

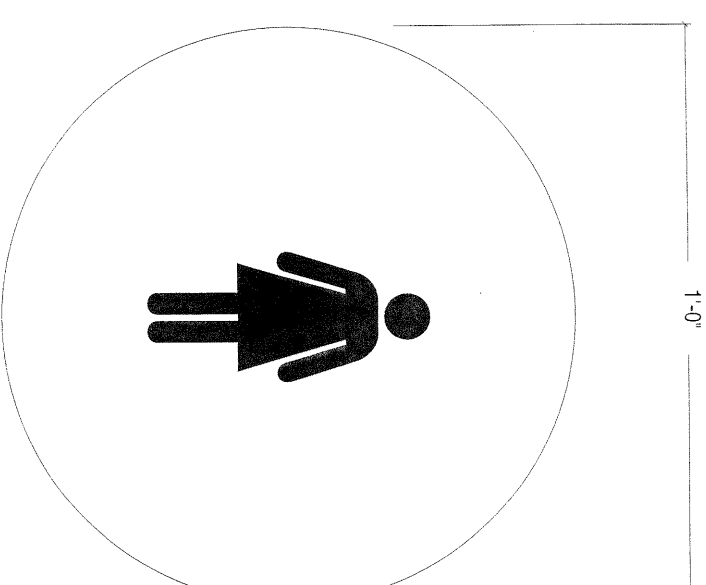
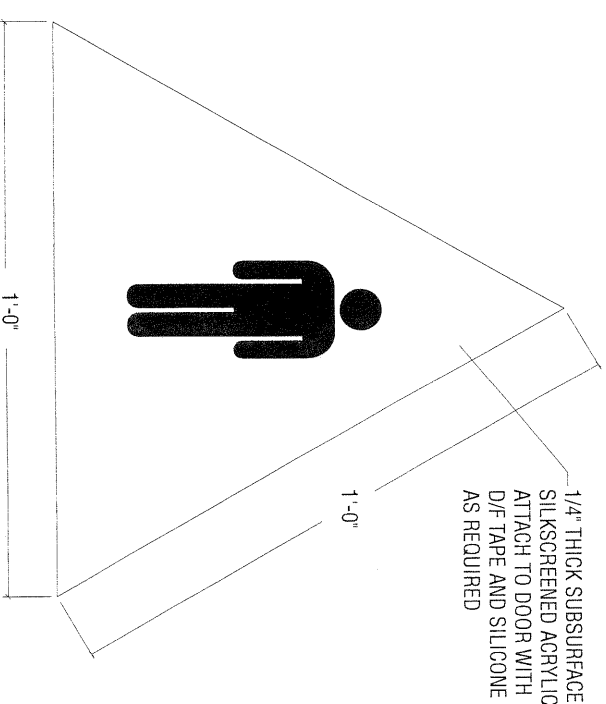
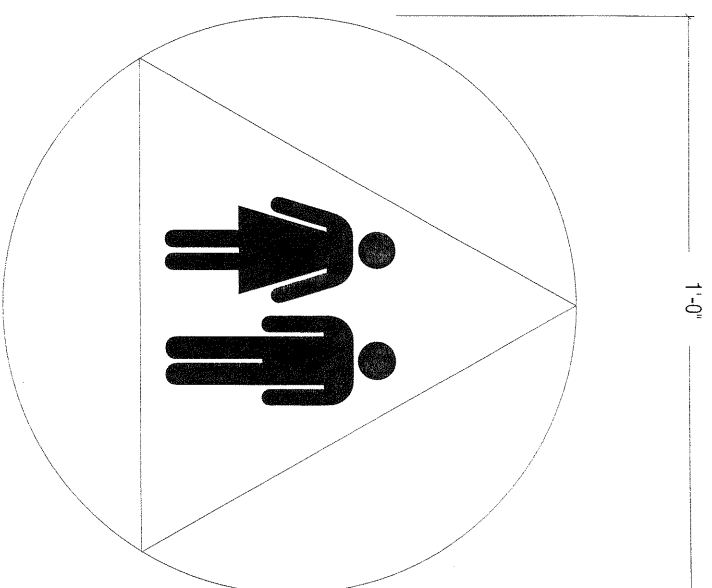
Project No.
2005.038

Digital File
2005.038_D-43.ai

D-43



44 Restroom Identification Title 24



**SWRCC Ontario
Training Center**

Signage &
Graphics
Program

Sign Type 44
Restroom
Identification
Title 24

Revisions

Drawn by
CJS

Checked by
JS

Date
05.31.06

Project No.
2005.038

Digital File
2005.038_D-44.ai

D-44

Copy Layout
Scale: 3" = 1'-0"