



**City of Ontario
Planning Department**
303 East "B" Street
Ontario, CA 91764
Phone: (909) 395-2036
Fax: (909) 395-2420

Sign Plan Application

APPLICANT/OWNER INFORMATION (print or type)

Business Name: West Ontario Industrial Park, LLC. (Owner)
 Address: 2240 University Dr. Suite 100, Newport Beach, Ca. 92660
 Telephone No.: (949) 722-7058 Fax No.: (949) 722-8565
 Business License No.: _____ Expiration Date: _____
 Applicant: Karish Architects
 Address: 3613 Glendon Ave., # 301 L.A. Ca.90034
 Telephone No.: (310) 204-5999 Fax No.: (310) 339-1276
 Applicant's Representative: Chad Wycoff
 Address: 343 Third Street # 103, Laguna Beach, Ca. 92651
 Telephone No.: (949) 497-1229 Fax No.: (949) 497-1330

(For staff use only)
 File No.: PSGPO6-008
 Related Files: PDEROS-004
 Submittal Date: 5-31-06
 Rec'd By: CRaney
 Fees Paid: \$ 1225
 Receipt No.: R200602931
 Action: Approved Denied
 By: CRaney
 (Historic) By: _____
 Date: 6/4/07

SITE INFORMATION

Address (include N, S, E or W): 1213, 1221, 1229, 1253, 1245, 1237, 1261, 1269, 1275, 1283, 1291, 1299 State Street
 Assessor's Parcel No.: 1011-201-08-0-000 & 1011-201-09-0-000 Zone: M3
 Euclid Avenue Overlay District? Yes No Downtown District? Yes No
 Frontages: Site—Front: _____ Building/Space—Front: See Cover
 Site—Side (Corner Lot): _____ Building/Space—Side (Corner Lot): _____
 Building/Space—Rear (public entrance from alley/parking lot): _____

PROPERTY OWNER ACKNOWLEDGEMENT (Completion of this section is required only if the applicant is a renter)

I hereby certify and say that I am the owner/authorized agent of the real property involved in this application and do hereby consent to the filing of this Sign Permit application.

Signature: _____ Date: _____
 Name (print or type): _____
 Address _____

EXISTING/PROPOSED SIGNS


	Wall Signs (Area in Sq-Ft)	Freestanding Signs		Other Signs (i.e.: center ID, freeway, etc.)
		Area (Sq-Ft)	Height	
Existing				
Proposed	See Cover			
Code Limits (max. allowed)				

Notes:

WEST ONTARIO INDUSTRIAL PARK SIGN PROGRAM

SHEET INDEX

SP0	SITE PLAN
SP1	SIGN CRITERIA
SP2	BUILDING 1
SP3	BUILDING 2
SP4	BUILDING 3
SP5	BUILDING 4
SP6	BUILDING 5
SP7	BUILDING 6
SP8	BUILDING 8
SP9	BUILDING 9
SP10	BUILDING 10
SP11	BUILDING 11
SP12	BUILDING 12
SP13	DETAIL FOR SINGLE LINE OF TEXT
SP14	DETAIL FOR DOUBLE LINE OF TEXT



PSGP06-008
DATE: 11/7/06
BY: KARISH ARCHITECTS

WEST ONTARIO INDUSTRIAL PARK SIGN PROGRAM

FOR WEST ONTARIO INDUSTRIAL PARK LLC
2240 UNIVERSITY DR SUITE 100
NEWPORT BEACH, CA 92660

SHEET
INDEX

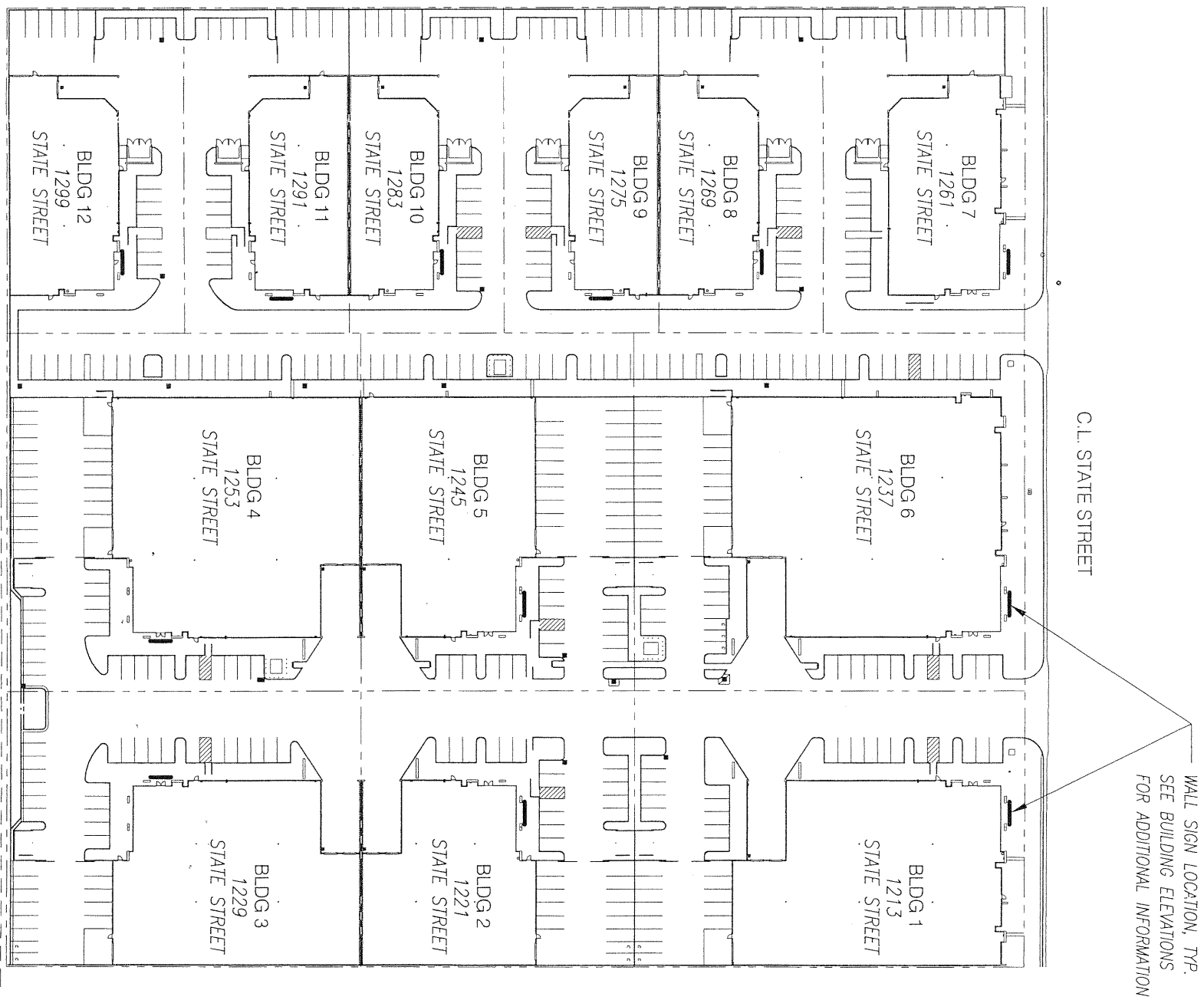
SHEET NO

SPC

11/07/06

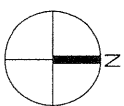
SIGNAGE SIZE TABLE

BUILDING #	LENGTH OF GLASS ELEMENT	MAX LENGTH OF SIGN = 75 % OF GLASS ELEMENT	WIDTH OF BUILDING	MAX AREA OF SIGN (1 S.F. PER LINEAR FOOT OF WIDTH OF BUILDING)
BUILDING 1	48'-4"	36'	127'-6"	127 S.F.
BUILDING 2	48'-4"	36'	127'-6"	127 S.F.
BUILDING 3	29'-5"	22'	159'-5"	159 S.F.
BUILDING 4	29'-5"	22'	159'-5"	159 S.F.
BUILDING 5	48'-4"	36'	166'-0"	166 S.F.
BUILDING 6	48'-4"	36'	168'-10"	169 S.F.
BUILDING 7	48'-4"	36'	152'-0"	152 S.F.
BUILDING 8	29'-5"	22'	152'-0"	152 S.F.
BUILDING 9	29'-5"	22'	61'-5"	61 S.F.
BUILDING 10	29'-5"	22'	152'-0"	152 S.F.
BUILDING 11	29'-5"	22'	70'-0"	70 S.F.
BUILDING 12	29'-5"	22'	152'-0"	152 S.F.



**WEST ONTARIO INDUSTRIAL PARK
SIGN PROGRAM**

FOR WEST ONTARIO INDUSTRIAL PARK LLC
2240 UNIVERSITY DR SUITE 100
NEWPORT BEACH, CA 92660



SITE
PLAN

SCALE: 1" = 100'-0"

SHEET NO

SPO

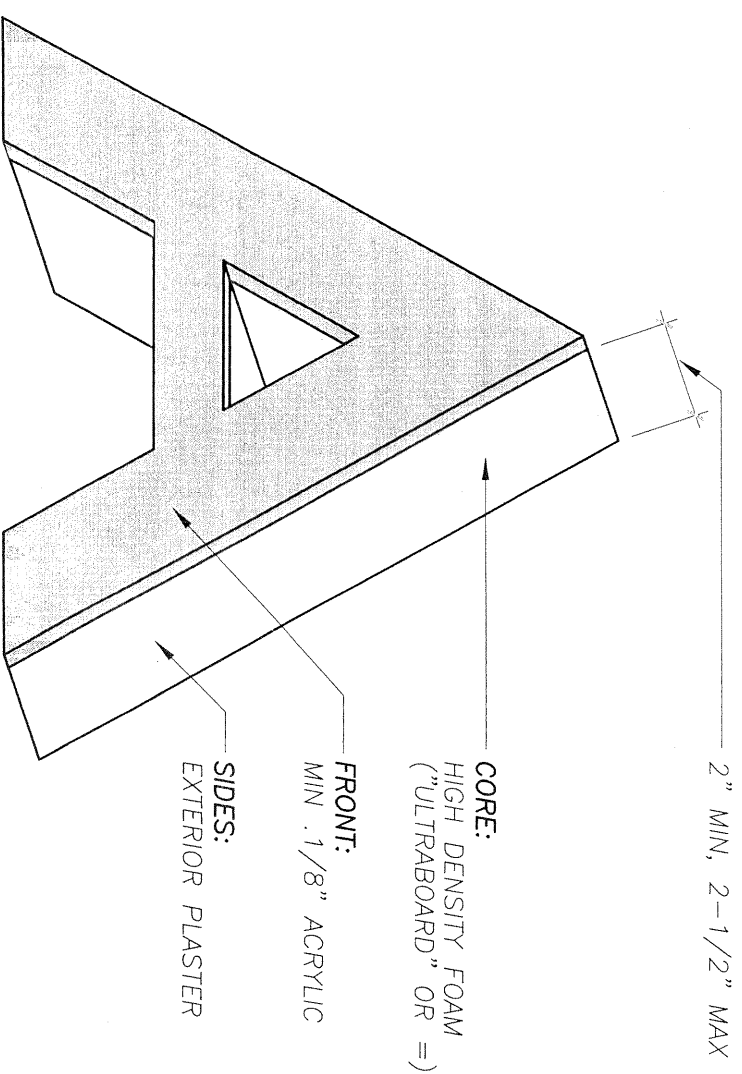
11/07/06

WALL MOUNTED SIGN CRITERIA

- 1 EACH BUILDING OWNER SHALL BE ALLOWED WALL SIGNS AS SHOWN ON THE CITY OF ONTARIO APPROVED SIGN PROGRAM PLANS.
- 2 ALL SIGNS TO HAVE INDIVIDUAL LETTERS. NO CAN TYPE SIGNS WILL BE ALLOWED. ALL LETTERS SHALL CONFORM TO THE FOLLOWING:
 - A CONSTRUCTION:
ALL LETTERS TO BE MINIMUM 2" THICK HIGH DENSITY FOAM (ULTRABOARD OR =) WITH MINIMUM .1/8" ACRYLIC FACE, & PLASTER SIDES. NO PLASTIC CHANNEL LETTERS ALLOWED.
 - B COLOR (LETTER FACE & SIDES):
CWO03W MYSTERIOUS BY "FRAZEE".
 - C FONTS & CASE:
ALL TEXT SHALL BE ARIAL ITALIC, UPPER CASE ONLY.
 - D METHOD OF ATTACHMENT:
EACH LETTER SHALL BE INDIVIDUALLY ATTACHED TO THE ALUMINUM WINDOW MULLIONS (SEE - SP14, & SP15) WITH A HIGH GRADE ADHESIVE. NO RACE WAYS ALLOWED.
- 3 SIGN COPY SHALL CONTAIN OWNER'S TRADE NAME ONLY. NO OTHER SERVICES OR PRODUCT ADVERTISING WILL BE ALLOWED UNLESS IT IS PART OF THE OWNER'S TRADE NAME.
- 4 THE LENGTH AND SQUARE FOOTAGE OF ANY WALL SIGN SHALL NOT EXCEED THE AMOUNTS SHOWN IN THE SIGNAGE SIZE TABLE ON SHEET SPO (THE SAME INFORMATION APPEARS ON THE INDIVIDUAL BUILDING ELEVATIONS). WALL SIGNAGE SHALL ALSO CONFORM TO THE FOLLOWING:
 - A SIGNS WITH SINGLE LINE OF TEXT SHALL BE IN ACCORDANCE WITH SHEET SP14.
 - B SIGNS WITH DOUBLE LINES OF TEXT SHALL BE IN ACCORDANCE WITH SHEET SP15.
 - C THE SIGN AREA SHALL = THE AREA OF THE SMALLEST RECTANGLE THAT INCLUDES ALL PORTIONS OF THE SIGN TEXT.
 - D A TRADE MARK/LOGO MAY BE COMBINED WITH INDIVIDUAL LETTERS IF SAID TRADEMARK/LOGO IS REGISTERED AND WITHIN THE ALLOWABLE AREA AND SIZE REQUIREMENTS, SUBJECT TO CITY REVIEW AND APPROVAL.
- 5 PROMOTIONAL OR SPECIAL EVENT SIGNS AND BANNERS SHALL BE IN CONFORMANCE WITH THE CITY SIGN ORDINANCE. A TEMPORARY SIGN PERMIT MUST BE OBTAINED FROM THE PLANNING DEPARTMENT PRIOR TO THE INSTALLATION OF A BANNER OR SPECIAL PROMOTIONAL SIGN.

- 7 PRIOR TO FABRICATION AND INSTALLATION, DETAILED DRAWINGS OF ALL SIGNS SHALL BE SUBMITTED TO THE CITY PLANNING DEPARTMENT FOR REVIEW AND APPROVAL.
- 8 ALL SIGNS SHALL BE FABRICATED AND INSTALLED PER UL AND CITY STANDARDS.
- 9 NO LABELS WILL BE PERMITTED ON THE EXPOSED SURFACE OF THE SIGNS, EXCEPT THOSE REQUIRED BY LOCAL ORDINANCE, WHICH SHALL BE PLACED IN AN INCONSPICUOUS LOCATION.
- 10 WINDOW SIGNS APPLIED DIRECTLY TO GLASS SHALL BE PROHIBITED.
- 11 MONUMENT SIGNAGE IS NOT A PART OF THIS SIGN PROGRAM.

LETTER DETAIL



WEST ONTARIO INDUSTRIAL PARK SIGN PROGRAM

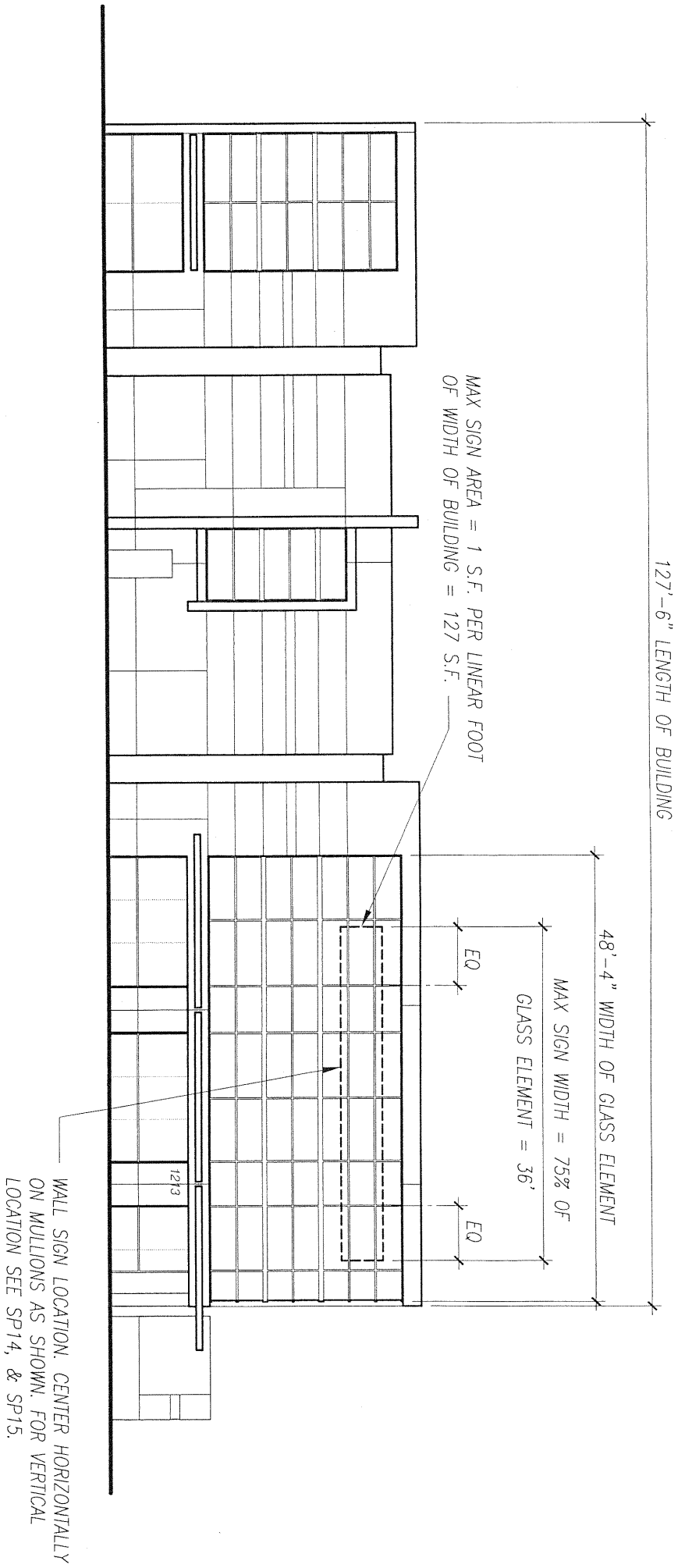
FOR WEST ONTARIO INDUSTRIAL PARK LLC
2240 UNIVERSITY DR SUITE 100
NEWPORT BEACH, CA 92660

SIGN
CRITERIA

SHEET NO

SP1

11/07/06



SCALE: 1/16" = 1'-0"
 BUILDING 1 NORTH ELEVATION
 1213 W. STATE STREET

**WEST ONTARIO INDUSTRIAL PARK
 SIGN PROGRAM**

FOR WEST ONTARIO INDUSTRIAL PARK LLC
 2240 UNIVERSITY DR SUITE 100
 NEWPORT BEACH, CA 92660

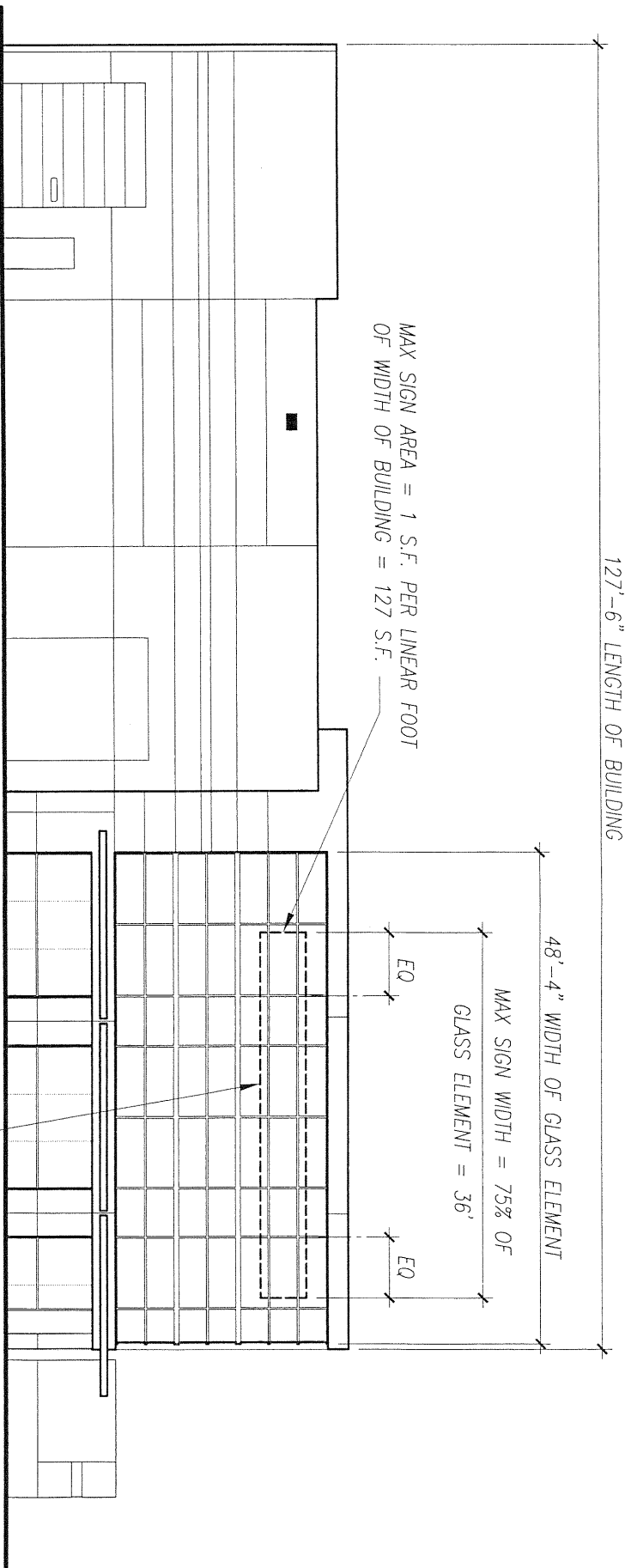
BUILDING NO
1

BLDG ADDRESS
 1213
 STATE STREET

SHEET NO

SP2

11/07/06



SCALE: 1/16" = 1'-0"
 BUILDING 2 NORTH ELEVATION
 1221 W. STATE STREET

WEST ONTARIO INDUSTRIAL PARK
 SIGN PROGRAM

FOR WEST ONTARIO INDUSTRIAL PARK LLC
 2240 UNIVERSITY DR SUITE 100
 NEWPORT BEACH, CA 92660

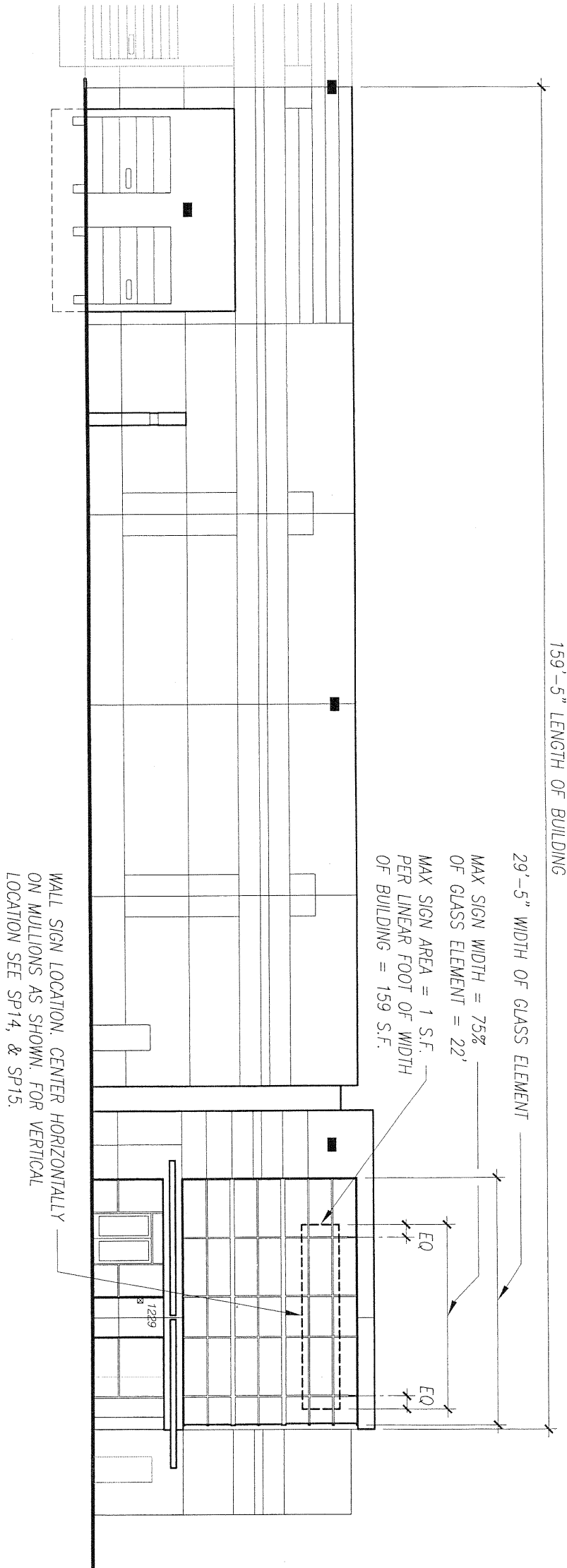
BUILDING NO
 2

BLDG ADDRESS
 1221
 STATE STREET

SHEET NO

SP3

11/07/06



WALL SIGN LOCATION, CENTER HORIZONTALLY
ON MULLIONS AS SHOWN. FOR VERTICAL
LOCATION SEE SP14, & SP15.

SCALE: 1/16" = 1'-0"
BUILDING 3 WEST ELEVATION
1229 W. STATE STREET

WEST ONTARIO INDUSTRIAL PARK
SIGN PROGRAM

FOR WEST ONTARIO INDUSTRIAL PARK LLC
2240 UNIVERSITY DR SUITE 100
NEWPORT BEACH, CA 92660

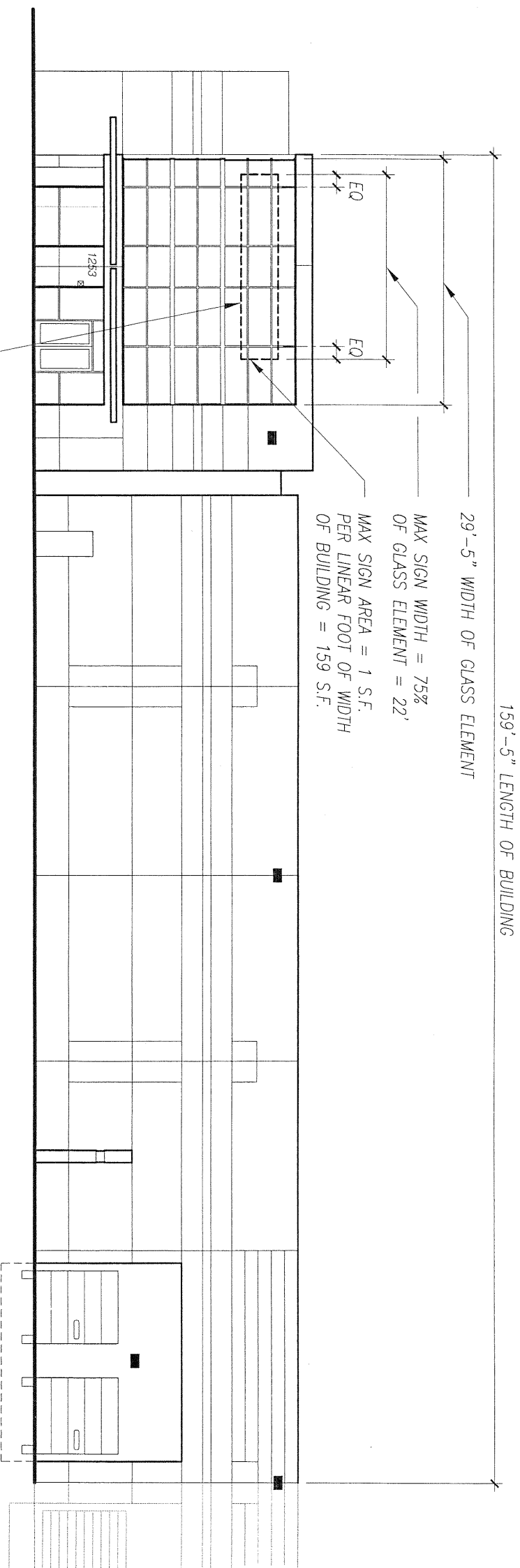
BUILDING NO
3

BLDG ADDRESS
1229
STATE STREET

SHEET NO

SP4

11/07/06



WALL SIGN LOCATION, CENTER HORIZONTALLY
ON MULLIONS AS SHOWN. FOR VERTICAL
LOCATION SEE SP14, & SP15.

MAX SIGN WIDTH = 75%
OF GLASS ELEMENT = 22'

MAX SIGN AREA = 1 S.F.
PER LINEAR FOOT OF WIDTH
OF BUILDING = 159 S.F.

29'-5" WIDTH OF GLASS ELEMENT

159'-5" LENGTH OF BUILDING

SCALE: 1/16" = 1'-0"

BUILDING 4 EAST ELEVATION

1253 W. STATE STREET

**WEST ONTARIO INDUSTRIAL PARK
SIGN PROGRAM**

FOR WEST ONTARIO INDUSTRIAL PARK LLC
2240 UNIVERSITY DR SUITE 100
NEWPORT BEACH, CA 92660

BUILDING NO

4

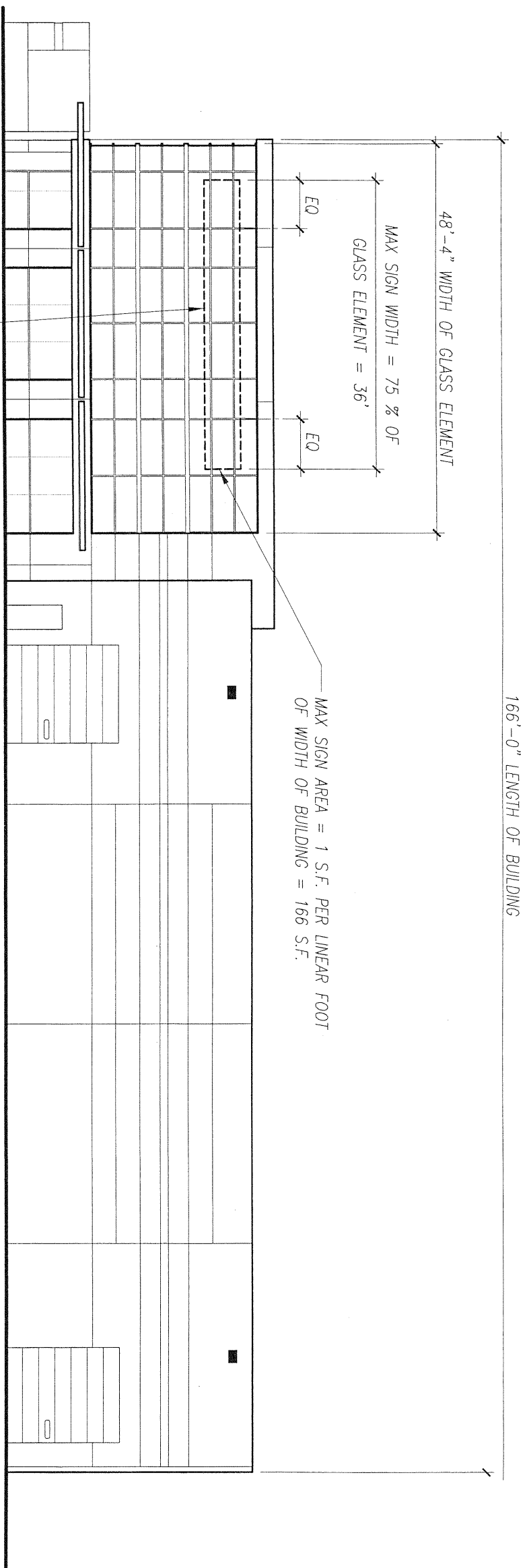
BLDG ADDRESS

1253
STATE STREET

SHEET NO

SP5

11/07/06



SCALE: 1/16" = 1'-0"
 BUILDING 5 NORTH ELEVATION
 1245 W. STATE STREET

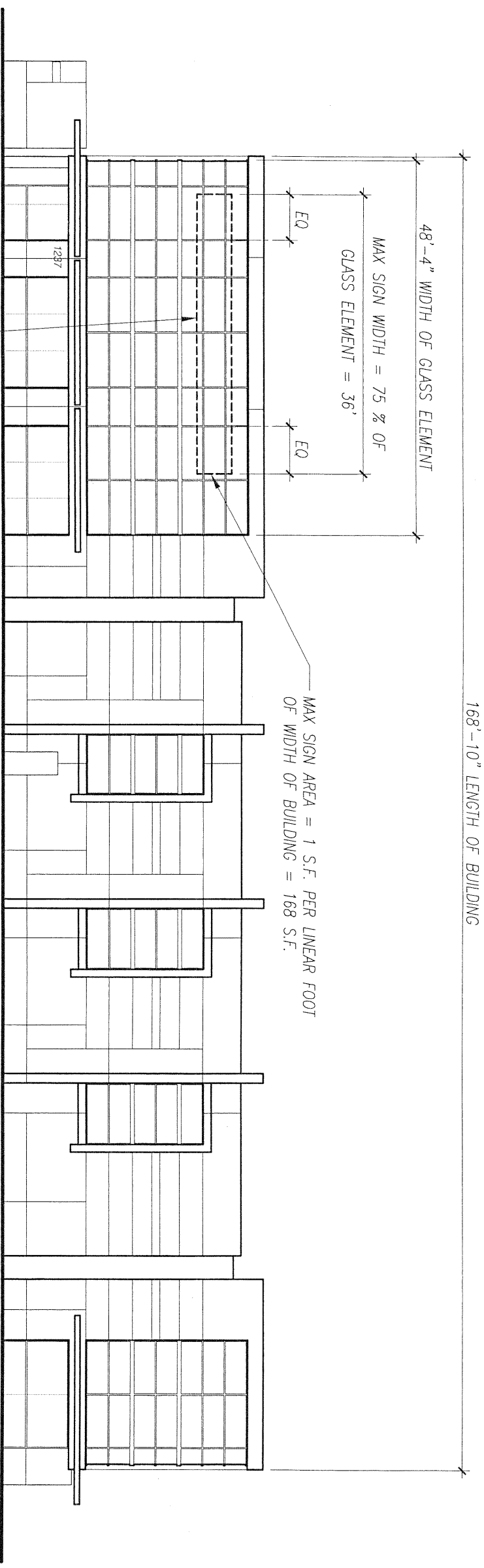
**WEST ONTARIO INDUSTRIAL PARK
 SIGN PROGRAM**
 FOR WEST ONTARIO INDUSTRIAL PARK LLC
 2240 UNIVERSITY DR SUITE 100
 NEWPORT BEACH, CA 92660

BUILDING NO
5

BLDG ADDRESS
 1245
 STATE STREET

SHEET NO

SP6
 11/07/06



WALL SIGN LOCATION. CENTER HORIZONTALLY ON MULLIONS AS SHOWN. FOR VERTICAL LOCATION SEE SP14, & SP15.

MAX SIGN AREA = 1 S.F. PER LINEAR FOOT OF WIDTH OF BUILDING = 168 S.F.

168'-10" LENGTH OF BUILDING

48'-4" WIDTH OF GLASS ELEMENT

MAX SIGN WIDTH = 75 % OF GLASS ELEMENT = 36'

EQ EQ

SCALE: 1/16" = 1'-0"

BUILDING 6 NORTH ELEVATION

1237 W. STATE STREET

WEST ONTARIO INDUSTRIAL PARK SIGN PROGRAM

FOR WEST ONTARIO INDUSTRIAL PARK LLC
2240 UNIVERSITY DR SUITE 100
NEWPORT BEACH, CA 92660

BUILDING NO

6

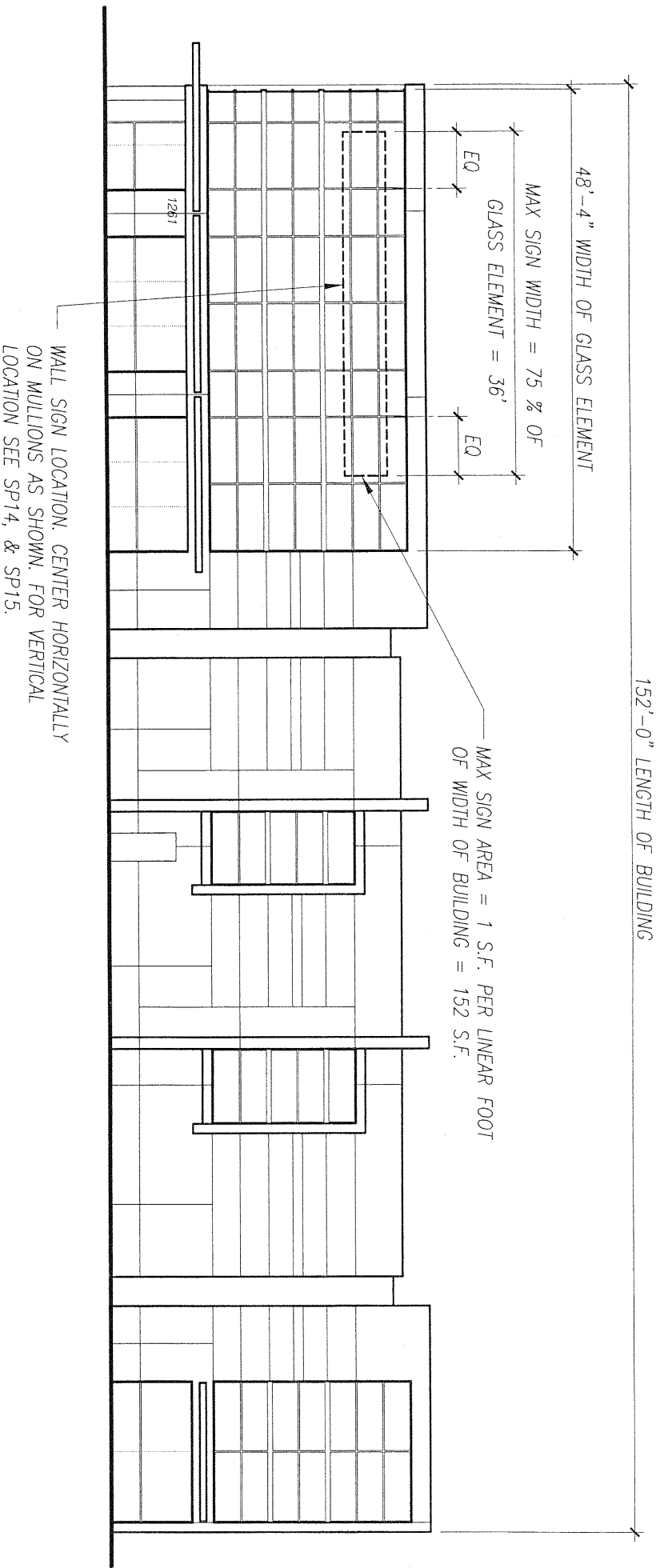
BLDG ADDRESS

1237
STATE STREET

SHEET NO

SP7

11/07/06



WALL SIGN LOCATION. CENTER HORIZONTALLY
ON MULLIONS AS SHOWN. FOR VERTICAL
LOCATION SEE SP14, & SP15.

MAX SIGN AREA = 1 S.F. PER LINEAR FOOT
OF WIDTH OF BUILDING = 152 S.F.

152'-0" LENGTH OF BUILDING

48'-4" WIDTH OF GLASS ELEMENT

MAX SIGN WIDTH = 75 % OF
GLASS ELEMENT = 36'

EQ

EQ

1251

SCALE: 1/16" = 1'-0"

BUILDING 7 NORTH ELEVATION

1261 W. STATE STREET

WEST ONTARIO INDUSTRIAL PARK
SIGN PROGRAM

FOR WEST ONTARIO INDUSTRIAL PARK LLC
2240 UNIVERSITY DR SUITE 100
NEWPORT BEACH, CA 92660

BUILDING NO

7

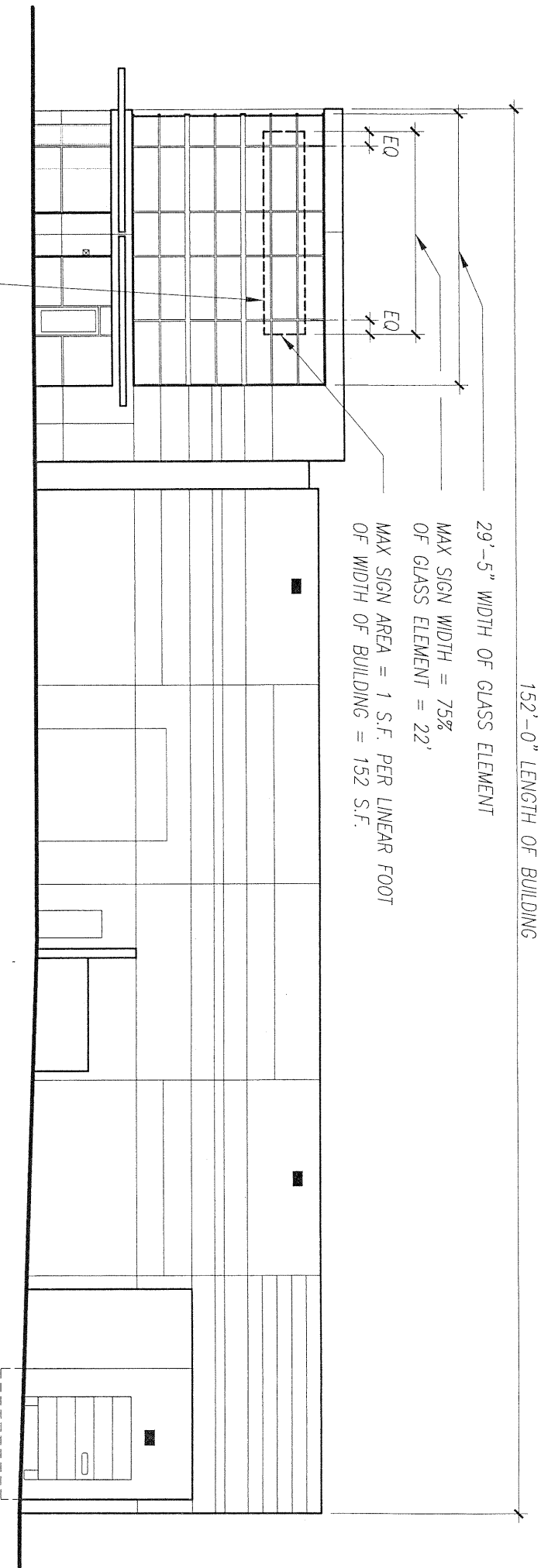
BLDG ADDRESS

1261
STATE STREET

SHEET NO

SP8

11/07/06



152'-0" LENGTH OF BUILDING

29'-5" WIDTH OF GLASS ELEMENT

MAX SIGN WIDTH = 75%
OF GLASS ELEMENT = 22'

MAX SIGN AREA = 1 S.F. PER LINEAR FOOT
OF WIDTH OF BUILDING = 152 S.F.

WALL SIGN LOCATION. CENTER HORIZONTALLY
ON MULLIONS AS SHOWN. FOR VERTICAL
LOCATION SEE SP14, & SP15.

SCALE: 1/16" = 1'-0"

BUILDING 8 NORTH ELEVATION

1269 W. STATE STREET

WEST ONTARIO INDUSTRIAL PARK
SIGN PROGRAM

FOR WEST ONTARIO INDUSTRIAL PARK LLC
2240 UNIVERSITY DR SUITE 100
NEWPORT BEACH, CA 92660

BUILDING NO

8

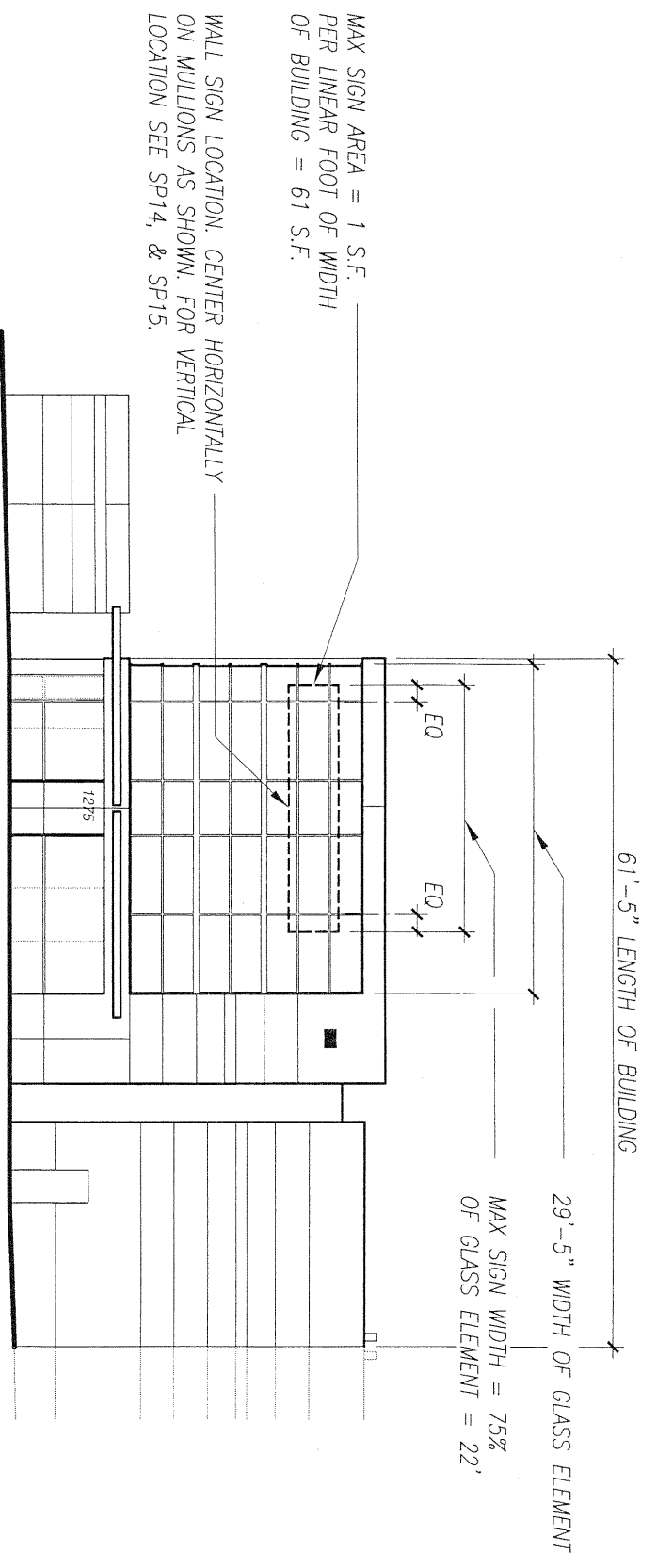
BLDG ADDRESS

1269
STATE STREET

SHEET NO

SP9

11/07/06



SCALE: 1/16" = 1'-0"
 BUILDING 9 EAST ELEVATION

1275 W. STATE STREET

WEST ONTARIO INDUSTRIAL PARK
 SIGN PROGRAM

FOR WEST ONTARIO INDUSTRIAL PARK LLC
 2240 UNIVERSITY DR SUITE 100
 NEWPORT BEACH, CA 92660

BUILDING NO

9

BLDG ADDRESS

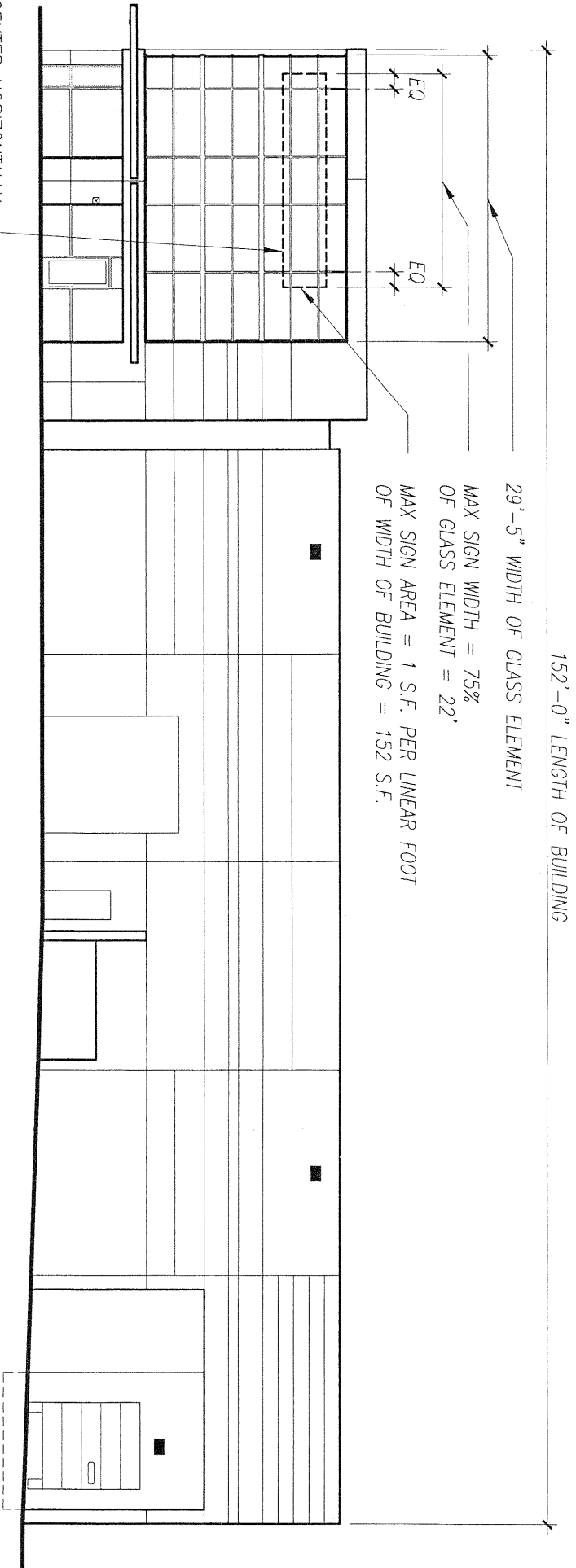
1275
 STATE STREET

SHEET NO

SP10

11/07/06

WALL SIGN LOCATION. CENTER HORIZONTALLY
ON MULLIONS AS SHOWN. FOR VERTICAL
LOCATION SEE SP14, & SP15.



152'-0" LENGTH OF BUILDING

29'-5" WIDTH OF GLASS ELEMENT

MAX SIGN WIDTH = 75%
OF GLASS ELEMENT = 22'

MAX SIGN AREA = 1 S.F. PER LINEAR FOOT
OF WIDTH OF BUILDING = 152 S.F.

SCALE: 1/16" = 1'-0"

BUILDING 10 NORTH ELEVATION

1283 W. STATE STREET

WEST ONTARIO INDUSTRIAL PARK
SIGN PROGRAM

FOR WEST ONTARIO INDUSTRIAL PARK LLC
2240 UNIVERSITY DR SUITE 100
NEWPORT BEACH, CA 92660

BUILDING NO

10

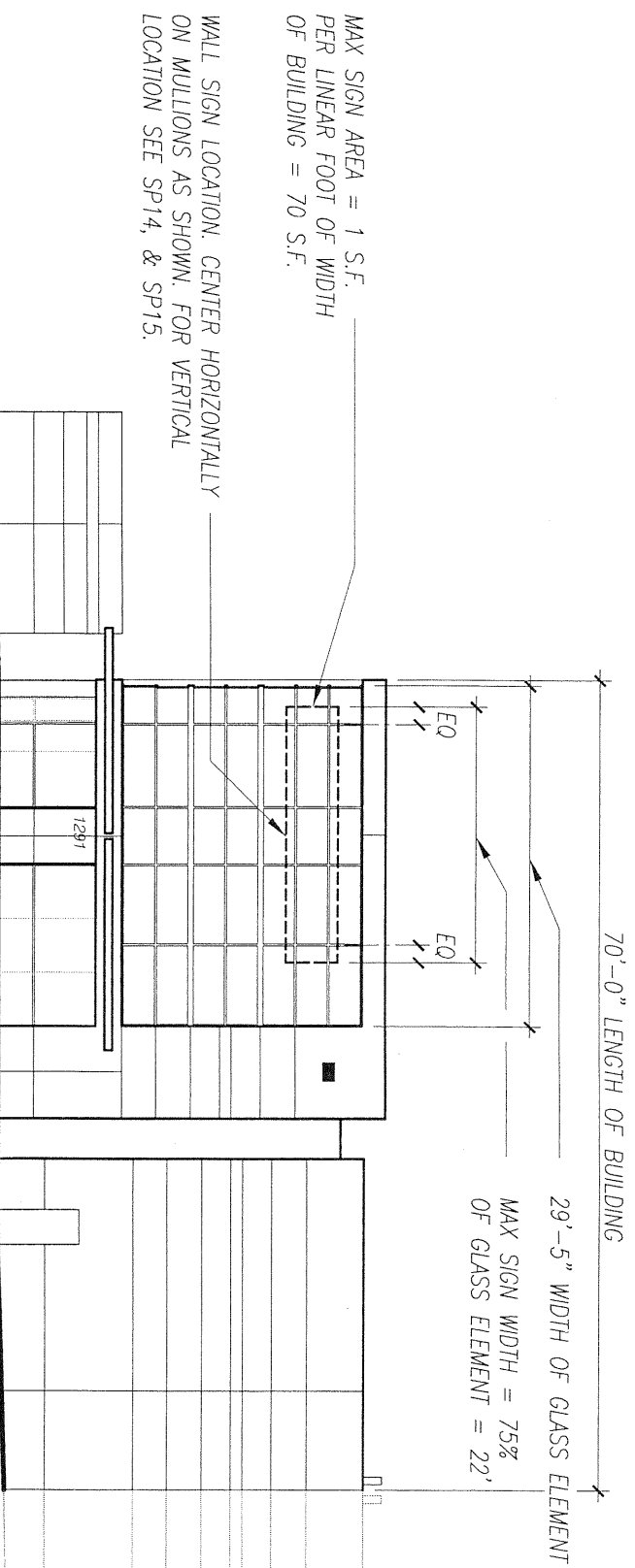
BLDG ADDRESS

1283
STATE STREET

SHEET NO

SP11

11/07/06



SCALE: 1/16" = 1'-0"
 BUILDING 11 EAST ELEVATION

1291 W. STATE STREET

WEST ONTARIO INDUSTRIAL PARK
 SIGN PROGRAM

FOR WEST ONTARIO INDUSTRIAL PARK LLC
 2240 UNIVERSITY DR SUITE 100
 NEWPORT BEACH, CA 92660

BUILDING NO

11

BLDG ADDRESS

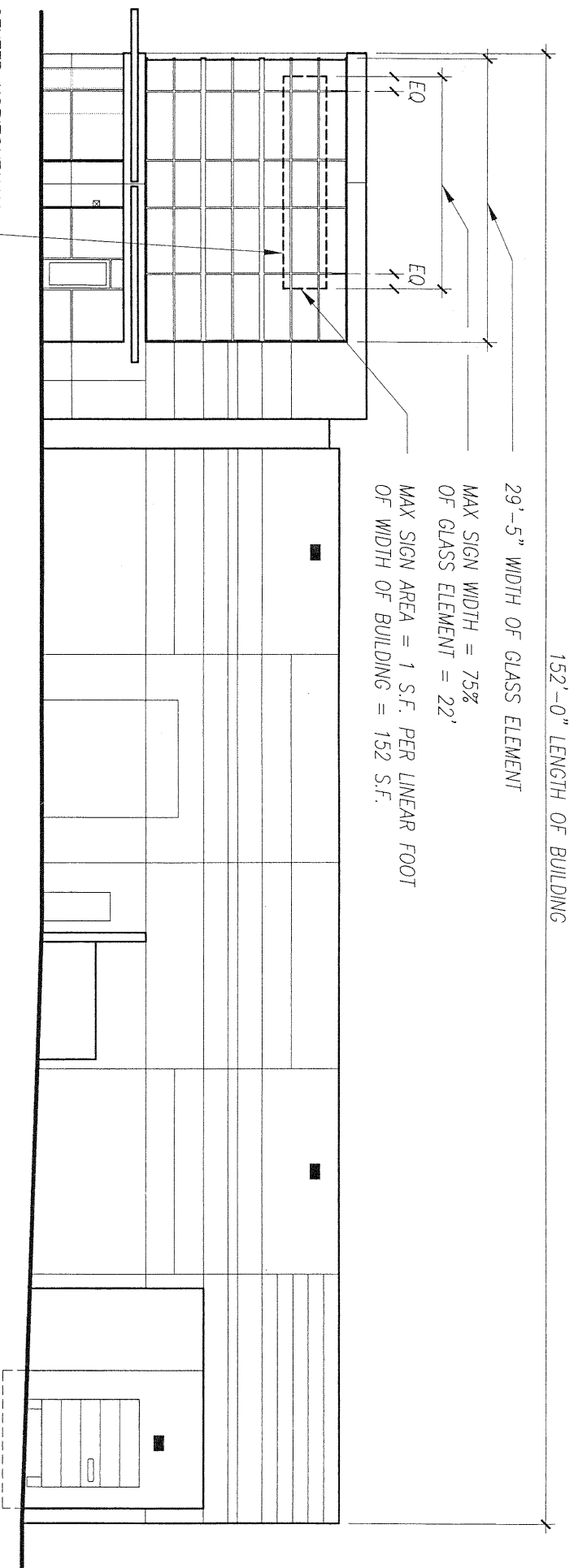
1291
 STATE STREET

SHEET NO

SP12

11/07/06

WALL SIGN LOCATION, CENTER HORIZONTALLY
ON MULLIONS AS SHOWN. FOR VERTICAL
LOCATION SEE SP14, & SP15.



SCALE: 1/16" = 1'-0"
BUILDING 12 NORTH ELEVATION
1299 W. STATE STREET

WEST ONTARIO INDUSTRIAL PARK
SIGN PROGRAM

FOR WEST ONTARIO INDUSTRIAL PARK LLC
2240 UNIVERSITY DR SUITE 100
NEWPORT BEACH, CA 92660

BUILDING NO

12

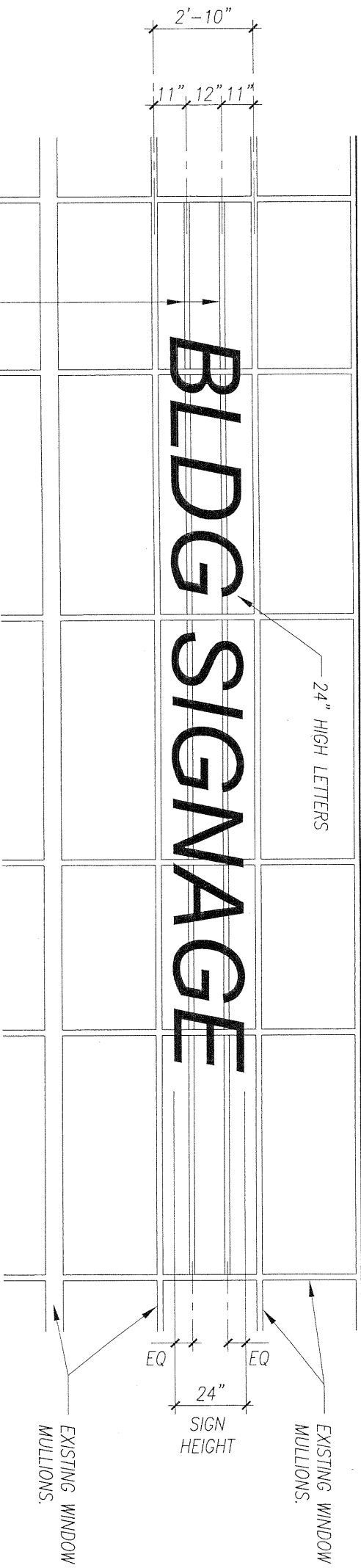
BLDG ADDRESS

1299
STATE STREET

SHEET NO

SP13

11/07/06



FIELD INSTALLED
 1-3/4" SQUARE ALUMINUM TUBE.
 WITH CLEAR ANODIZED FINISH.
 METHOD OF ATTACHMENT SHALL
 NOT BE VISIBLE FROM STREET.

24" HIGH LETTERS

EXISTING WINDOW
 MULLIONS.

EXISTING WINDOW
 MULLIONS.

EQ EQ
 24"
 SIGN
 HEIGHT

WEST ONTARIO INDUSTRIAL PARK
 SIGN PROGRAM

FOR WEST ONTARIO INDUSTRIAL PARK LLC
 2240 UNIVERSITY DR SUITE 100
 NEWPORT BEACH, CA 92660

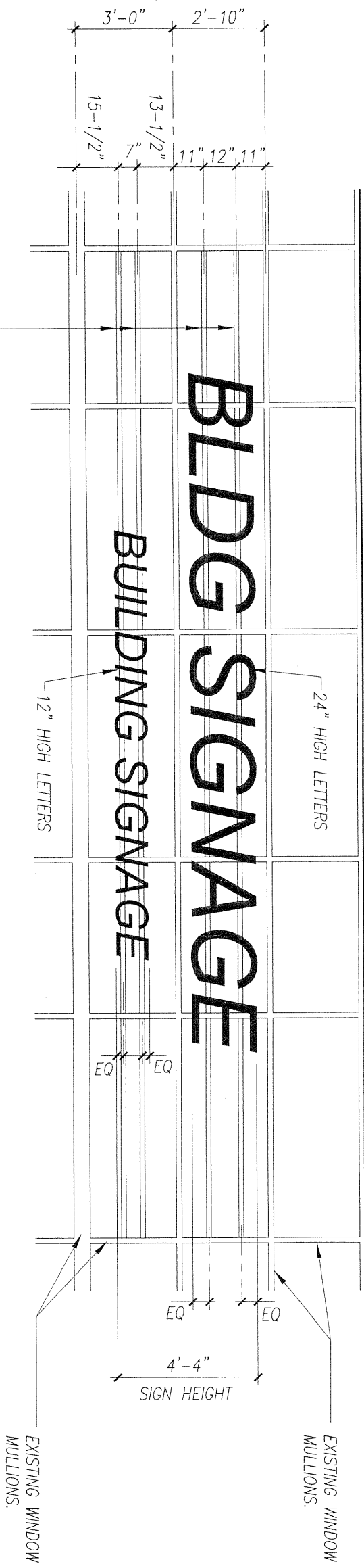
DETAIL
 FOR
 SINGLE
 LINE OF
 TEXT

SHEET NO

SP14

11/07/06

SCALE: 1/4" = 1'-0"
 SINGLE LINE OF TEXT



FIELD INSTALLED
 1-3/4" SQUARE ALUMINUM TUBE.
 WITH CLEAR ANODIZED FINISH.
 METHOD OF ATTACHMENT SHALL
 NOT BE VISIBLE FROM STREET.

SCALE: 1/4" = 1'-0"

DOUBLE LINE OF TEXT

WEST ONTARIO INDUSTRIAL PARK
 SIGN PROGRAM

FOR WEST ONTARIO INDUSTRIAL PARK LLC
 2240 UNIVERSITY DR SUITE 100
 NEWPORT BEACH, CA 92660

DETAIL
 FOR
 DOUBLE
 LINE OF
 TEXT

SHEET NO

SP15

11/07/06