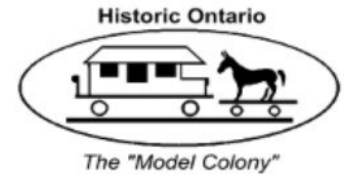




*Exterior Paint
Historic Properties*
Waiver Application Form



303 East B Street, Ontario, California 91764 Phone: 909.395.2036 / Fax: 909.395.2420

Dear Applicant:

When properly applied and carefully chosen, exterior paint on historic buildings can enhance significant architectural features. Paint colors are reviewed to ensure they are appropriate for the building's architectural style. This means that the selected colors should reflect the palette commonly used during the building's original construction, preserving and enhancing its historical integrity. By adhering to these color guidelines, historic property owners can maintain the character of their property while honoring its heritage.

Please make sure to provide all the items requested in the application packet before visiting the Planning Department counter for processing. Applications that do not meet the minimum requirements will not be accepted.

We truly value our relationship with historic property owners and look forward to working together efficiently! If you have any questions, comments, or concerns, don't hesitate to reach out to us at (909) 395-2036.

Respectfully,

A handwritten signature in blue ink, appearing to read "H. Noh".

Henry K. Noh
Planning Director

ATTENTION!

The City of Ontario strives to provide you with efficient and effective service in a businesslike manner. We are committed to the principle that every interaction you have with the City must be based on honesty and integrity.

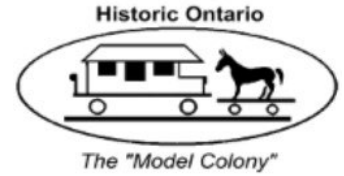
City employees are prohibited by law from soliciting or accepting money, services, or gifts of any kind in connection with the discharge of their duties.

If you are approached or are aware of any violation of this policy, please immediately contact any of the following:

- Scott Ochoa, City Manager (909) 395-2396 or sochoa@ontarioca.gov
- Mike Lorenz, Police Chief (909) 395-2710 or mlorenz@ontarioca.gov
- Ethics Line (800) 500-0333



Exterior Paint Historic Properties Waiver Application Form



303 East B Street, Ontario, California 91764 Phone: 909.395.2036 / Fax: 909.395.2420

GENERAL INFORMATION

Applicant/Representative: _____

Project Address: _____

Phone: _____ Email: _____

Owner: _____

Owner Address: _____

Phone: _____ Email: _____

<i>For Staff Use Only</i>	
File No.:	_____
Submitted:	_____
Rec'd By:	_____
Action:	
<input type="checkbox"/> Approved	<input type="checkbox"/> Denied
By:	_____
Date:	_____

EXTERIOR PAINT FOR HISTORIC PROPERTIES

Architectural styles classify architecture in terms of use of form, techniques, materials, period, region, and other stylistic influences. Refer to ['Reference B: Architectural Styles'](#) of the City of Ontario Development Code to ensure consistency of terminology, and appropriate examples of architectural styles and appropriate paint palettes. A selection of common architectural styles and their typical paint palettes are attached for reference.

PAINT PLAN (PLEASE FILL OUT INFORMATION DOWN BELOW)

	Paint Color: (ex. Sherwin-Williams; Sweater Weather SW9548)	Notes: (ex. window frames, corbels, etc.)
Body	_____	_____
Trim	_____	_____
Accent 1	_____	_____
Accent 2	_____	_____

PROPERTY OWNER OR APPROVING AGENT ACKNOWLEDGEMENT

I, the undersigned, certify and say that I am the owner, approving agent, for the property in the foregoing application, that I have read the foregoing application and know the content thereof, and agree to the filing of this application with the City of Ontario.

Date: _____ Signature: _____

Name (print or type): _____

SUBMITTAL REQUIREMENTS

The minimum requirements for filing a request for exterior paint approval are listed below and shall be submitted through the Citizen Portal Access at <https://automation.ontarioca.gov/onlinePermits> or in person at the Planning Department counter located inside Ontario City Hall. Each item shall be labeled accordingly and when submitted digitally, must be in WORD, PDF or JPEG file format. An application that does not include the following information will not be accepted for processing:

- Photo of Building
- Paint Plan (ex. Figure 1)
- Paint Swatches

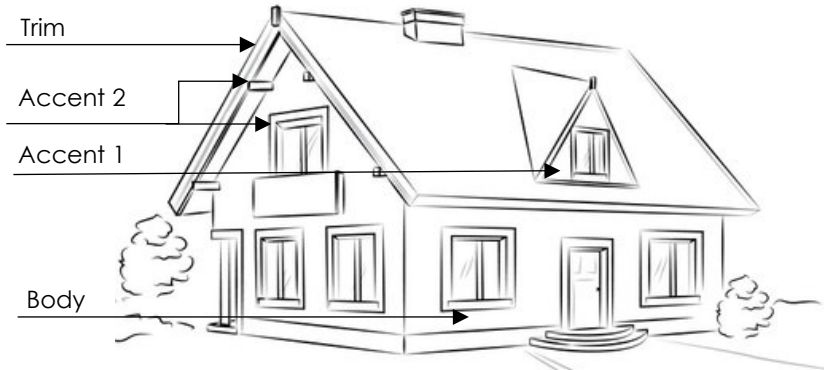


Figure 1. Sample Paint Plan

TYPICAL PAINT PALETTES BY ARCHITECTURAL STYLE

1. American Foursquare (1900s)

Homes were typically painted in three earth-toned colors. On some occasions, when the siding material changed between the first and second story (i.e. shingles and clapboard siding), two shades of the same color would be used to distinguish the change in material. Typically, the darker shade would be painted on the upper story.

2. Shingle (1890s-1920)

Homes were not typically painted. The shingles were either left exposed in order to allow them to weather, or they were stained in a semi-transparent color. Dark, rich accent colors were typically used on window and doorframes.

3. Colonial Revival (1890-1915)

The base color of the building was typically lighter shades of blues, yellows and greens. Typically, colors were blue grey and sea foam green. Trim and accent colors were typically white.

4. Craftsman (1895-1920s)

Typically painted with 3 to 5 colors, using dark earth tones like brown or green for the base. Trim colors contrasted with the base, with darker homes featuring lighter tones and lighter homes using darker trim. A third accent color was applied to window frames and end rafters, while exposed roof and porch beams were often dark brown. Some designs mixed palettes, such as a maroon base, olive-green trim, and dark brown window frames.

5. Early Post-War Tract (1940s-1960s)

Homes were typically painted white on the base, with a variety of trim colors.

6. Mediterranean Revival (1900s-1930s)

Homes were typically painted white, with a second trim color. Occasionally, a third color was used on window frames.

7. Spanish Colonial Revival (1915-1930s)

Homes were typically painted white, with a second trim color. Occasionally, a third color was used on the window frames.

8. Victorian Eclectic (1880s-1900s)

Homes were typically painted white with a second trim color. Sometimes a third color was used on window frames.

9. French Eclectic Revival (1900-1930s)

Homes were typically painted in color schemes consisting of 3 colors. Base colors were typically light earth tones. Trim colors were typically in contrast to the base color. Window frames were typically painted dark colors.

10. Minimal Traditional (1930s-1950s)

Homes were typically painted a light or white color with a dark accent color.

Many popular paint manufacturers have professionally curated color palettes specifically for historic properties and are an excellent starting point when selecting colors for your historic home.